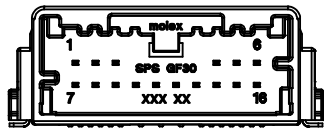
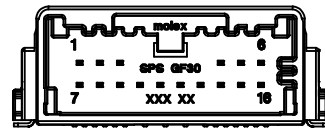


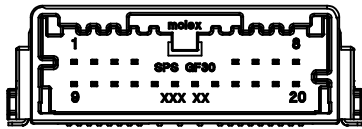
16 CKT SMT HEADER ASSEMBLY
POLARIZATION OPTION A
MOLEX P/N: 34897-9160
FORD P/N: GU5T-14F262-DA



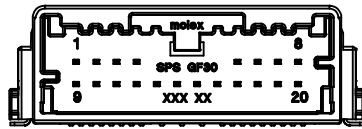
16 CKT SMT HEADER ASSEMBLY
POLARIZATION OPTION B
MOLEX P/N: 34897-9161
FORD P/N: GU5T-14F262-EA



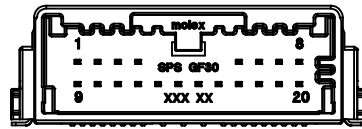
16 CKT SMT HEADER ASSEMBLY
POLARIZATION OPTION C
MOLEX P/N: 34897-9162
FORD P/N: GU5T-14F262-FA



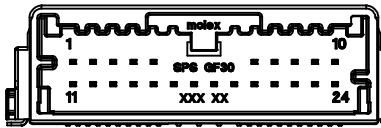
20 CKT SMT HEADER ASSEMBLY
POLARIZATION OPTION A
MOLEX P/N: 34897-9200



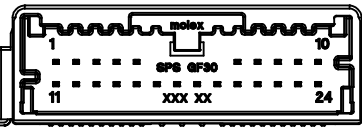
20 CKT SMT HEADER ASSEMBLY
POLARIZATION OPTION B
MOLEX P/N: 34897-9201



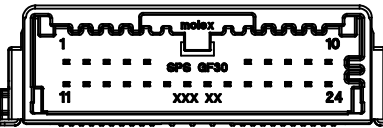
20 CKT SMT HEADER ASSEMBLY
POLARIZATION OPTION C
MOLEX P/N: 34897-9202



24 CKT SMT HEADER ASSEMBLY
POLARIZATION OPTION A
MOLEX P/N: 34897-9240



24 CKT SMT HEADER ASSEMBLY
POLARIZATION OPTION B
MOLEX P/N: 34897-9241



24 CKT SMT HEADER ASSEMBLY
POLARIZATION OPTION C
MOLEX P/N: 34897-9242

NOTES: VALID UNLESS OTHERWISE SPECIFIED

1. GENERAL:
 - a. APPLICATION SPECIFICATION SEE: AS-34791-020
 - b. PRODUCT SPECIFICATION SEE: PS-34791-020
 - c. PACKAGING SPECIFICATION PER MOLEX DRAWING: PK-31301-688
 - d. SOLDERABILITY PER SMES-152
 - e. PARTS MUST BE IN COMPLIANCE TO MOLEX CHEMICAL SUBSTANCES FOR PRODUCTS AND PACKAGING SPECIFICATION: QEHS-699000300
 - f. DATA MUST BE SUBMITTED UNDER THE MOLEX PART NUMBER TO IMDS (COMPANY ID#13255)
 - g. FLAMMABILITY REQUIREMENT: PER ISO3795 OR GM3191
2. DESIGN - MATERIALS:
 - a. SHROUD (PASTIC HOUSING): SPS 30%, 20% REGREIND MAX PER WEIGHT
 - b. BLADES:
 - BASE METAL: C260 BRASS
 - PLATING REQUIREMENTS:
 - TIN OVER NICKEL:
 - UNDERPLATING:
 - OVERALL NICKEL
 - OVERPLATING:
 - OVERALL TIN
3. DESIGN - GEOMETRY:
 - a. THIS IS A 1005 CAD GENERATED PART> THE CAD MATHEMATICAL DATA IS THE MASTER FOR THIS PART. FOR DIMENSIONAL OR ANY OTHER INFORMATION NOT SHOWN ON THIS DRAWING, ANALYZE THE CAD MODEL/
 - b. PRODUCT DESIGN MODEL NUMBER(S): SEE BOM TABLE
 - c. GEOMETRIC DIMENSIONS AND TOLERANCES PER ASME Y14.5M-2009
 - d. EDGES AND UNDIMENSIONED DETAILS PER ISO13715
 - e. CORNERS SHOWN AS SHARP TO BE R 0.1 MAX.
 - f. LETTERING SHALL BE 0.15 MAX RAISED IN 0.25 MAX RECESS PAD. THIS INCLUDES RECYCLING CODE, CAVITY ID, VENDOR IDENTIFICATION, AND CUSTOMER MATERIAL NUMBER.
4. DESIGN - MANUFACTURING:
 - a. VISUAL DEFECTS SHALL MEET COSMETIC STANDARD PS-45499-002 (Class B)

LTRS.				REVISIONS			
ORIGINATOR	CHECKER	ENGR APP	MATL APP				
RELEASED GU5T-14F262-DA, GU5T-14F262-EA, AND GU5T-14F262-FA							
AELE E 117756560 810			2014/03/17				
YOUNG	BAUMAN	ASANKOV1					

FORD P/N	MOLEX P/N	CIRCUIT	POL	COLOR	MATING COMPONENT	
					FORD P/N	MOLEX P/N
GU5T-14F262-DA	34897-9160	16	A	BLACK	GU5T-14489-LA	34824-0160
GU5T-14F262-EA	34897-9161	16	B	GRAY	GU5T-14489-MA	34824-0161
GU5T-14F262-FA	34897-9162	16	C	DARK GRAY	GU5T-14489-NA	34824-0162
N/A	34897-9200	20	A	BLACK	N/A	34824-0200
N/A	34897-9201	20	B	GRAY	N/A	34824-0201
N/A	34897-9202	20	C	DARK GRAY	N/A	34824-0202
N/A	34897-9240	24	A	BLACK	N/A	34824-0240
N/A	34897-9241	24	B	GRAY	N/A	34824-0241
N/A	34897-9242	24	C	DARK GRAY	N/A	34824-0242

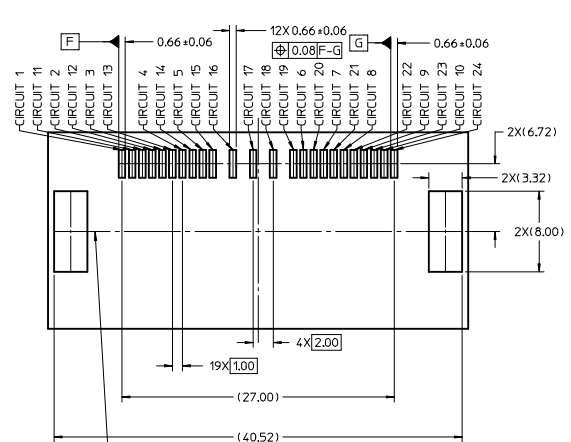
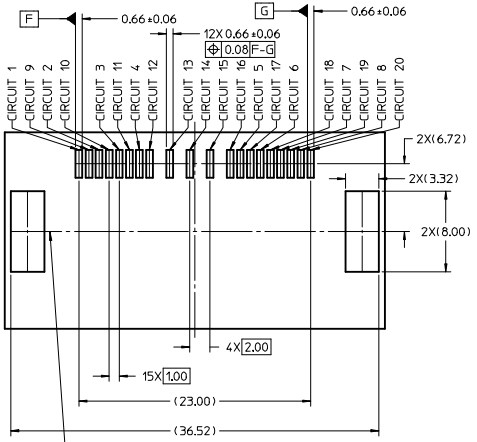
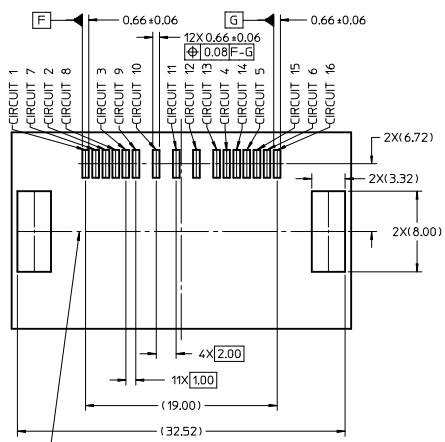
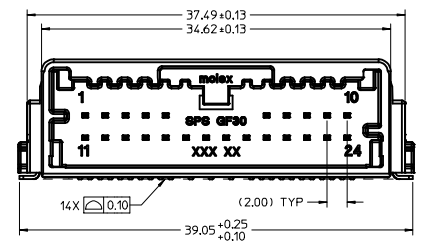
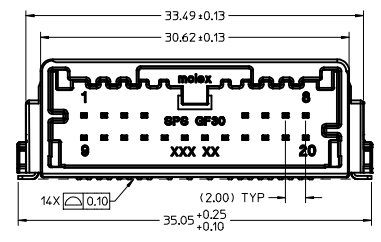
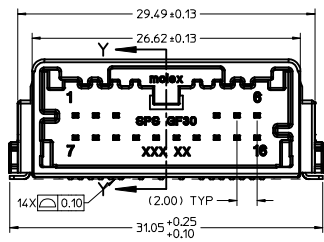
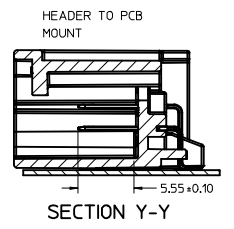
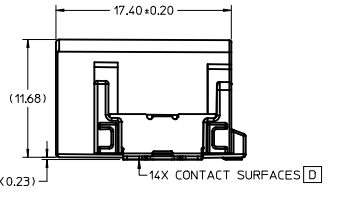
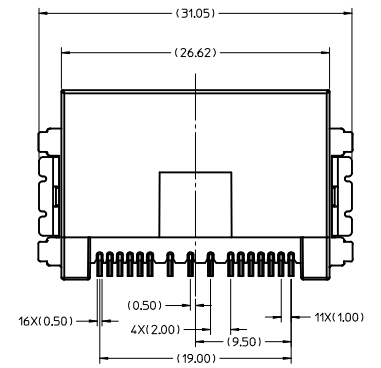
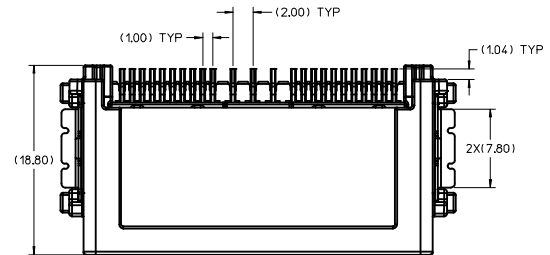
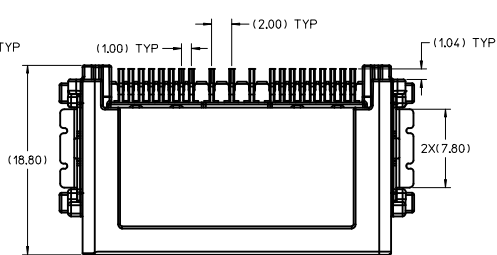
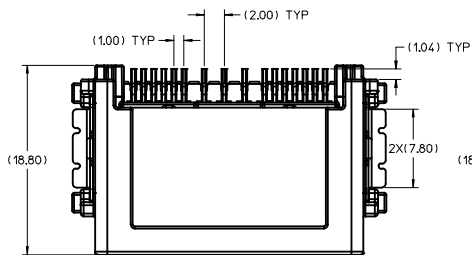
DIN 16901	CODE LETTER	NOMINAL DIMENSION RANGE															
		OVER UP TO	0	1	3	6	10	15	22	30	40	53	70	90	120		
PRECISION ENGINEERING	A		+0.10	+0.12	+0.14	+0.16	+0.20	+0.22	+0.24	+0.26	+0.28	+0.31	+0.35	+0.40	+0.50		
	B		+0.05	+0.06	+0.07	+0.08	+0.10	+0.12	+0.14	+0.16	+0.18	+0.21	+0.25	+0.30	+0.50		

A: FOR NON-MOLD RELATED DIMENSIONS (ACROSS PARTING LINE)
B: FOR MOLD RELATED DIMENSIONS (WITHIN MOLD COMPONENTS)

REFERENCE	---		
PART MUST COMPLY WITH MATERIAL SPECIFICATION WSS-M99P9999-A1 TO HELP SAFEGUARD HEALTH, SAFETY AND THE ENVIRONMENT.			
DRAFTED IN ACCORDANCE WITH FAO ENGINEERING DRAFTING STANDARD CURRENT AT INITIAL RELEASE			3RD ANGLE PROJ DIMENSIONS IN MILLIMETERS
CAD TYPE	CAD LOC.	CAD FILE	IS MASTER
OPER. NO.	UNIT	DRAWING GU5T-14F262-DA	
DESIGN HYOUNG01	DETAIL ---	TITLE MINI 50 DUAL ROW	
CHECKED RBAUMAN	SAFETY		
SCALE 4:1	DATE 2014/03/17	DIVISION PLANT	

DRW SIZE A/D

LTRS.		REVISIONS		
ORIGINATOR	CHECKER	ENGR APP	MATL APP	



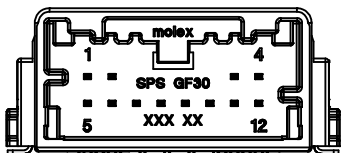
COMMON CENTERPLANE FOR
 *CENTERPLANE OF SOLDER
 NAILS (HEADER)
 *PCB SOLDER NAIL PADS

COMMON CENTERPLANE FOR
 *CENTERPLANE OF SOLDER
 NAILS (HEADER)
 *PCB SOLDER NAIL PADS

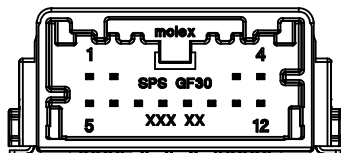
COMMON CENTERPLANE FOR
 *CENTERPLANE OF SOLDER
 NAILS (HEADER)
 *PCB SOLDER NAIL PADS

REFERENCE		---	
PART MUST COMPLY WITH MATERIAL SPECIFICATION WSS-M99P9999-A1 TO HELP SAFEGUARD HEALTH, SAFETY AND THE ENVIRONMENT.			
DRAFTED IN ACCORDANCE WITH FAO ENGINEERING DRAFTING STANDARD CURRENT AT INITIAL RELEASE		3RD ANGLE PROJ DIMENSIONS IN MILLIMETERS	
CAD TYPE	CAD LOC.	CAD FILE	IS MASTER
OPER. NO.	UNIT	DRAWING	
DESIGN	DETAIL	TITLE	
HYUNGO1	---	GU5T-14F262-DA	
CHECKED	SAFETY	MINI 50 DUAL ROW	
RBAUMAN	---	SHT 2 OF 2	
SCALE	DATE	DIVISION	PLANT
41	2014/03/17	---	---

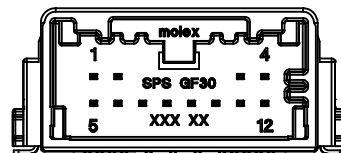
DRW SIZE A/D



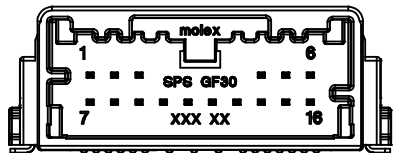
12 CIRCUIT SMT USCAR HEADER
POLARIZATION OPTION A



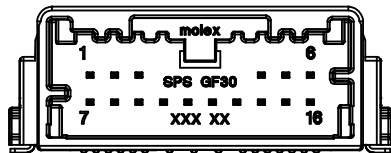
12 CIRCUIT SMT USCAR HEADER
POLARIZATION OPTION B



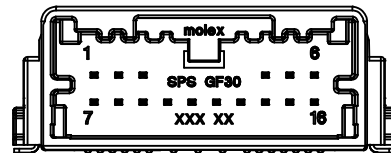
12 CIRCUIT SMT USCAR HEADER
POLARIZATION OPTION C



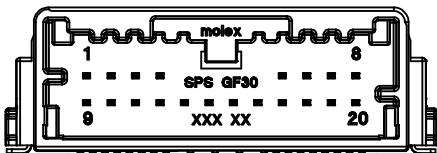
16 CIRCUIT SMT HEADER
POLARIZATION OPTION A



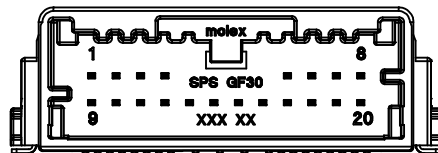
16 CIRCUIT SMT HEADER
POLARIZATION OPTION B



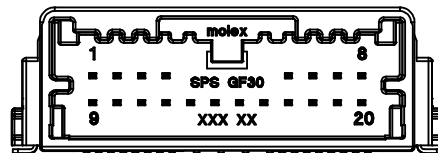
16 CIRCUIT SMT HEADER
POLARIZATION OPTION C



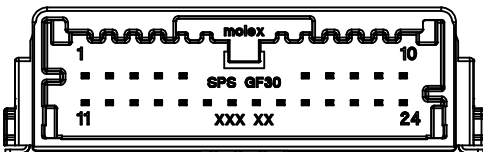
20 CIRCUIT SMT HEADER
POLARIZATION OPTION A



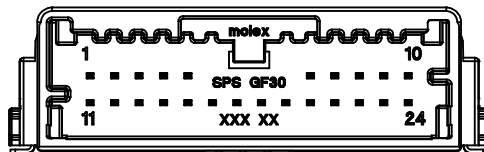
20 CIRCUIT SMT HEADER
POLARIZATION OPTION B



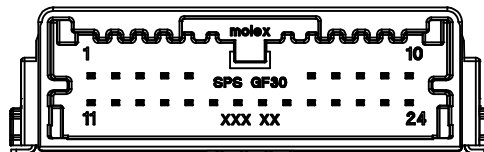
20 CIRCUIT SMT HEADER
POLARIZATION OPTION C



24 CIRCUIT SMT HEADER
POLARIZATION OPTION A



24 CIRCUIT SMT HEADER
POLARIZATION OPTION B



24 CIRCUIT SMT HEADER
POLARIZATION OPTION C

NOTES: VALID UNLESS OTHERWISE SPECIFIED

1. GENERAL:
 - a. APPLICATION SPECIFICATION SEE: AS-34791-020
 - b. PRODUCT SPECIFICATION SEE: PS-34791-020
 - c. PACKAGING SPECIFICATION PER MOLEX DRAWING; SEE CHART
 - d. SOLDERABILITY PER SMES-152
 - e. PARTS MUST BE IN COMPLIANCE TO MOLEX CHEMICAL SUBSTANCES FOR PRODUCTS AND PACKAGING SPECIFICATION: QEHS-699000-300
 - f. DATA MUST BE SUBMITTED UNDER THE MOLEX PART NUMBER TO IMDS (COMPANY ID#13255)
 - g. FLAMMABILITY REQUIREMENT: PER ISO3795 OR GM3191
 - h. VISUAL DEFECTS SHALL MEET COSMETIC STANDARD PS-45499-002 (Class B)
2. DESIGN - MATERIALS:
 - a. SHROUD (PLASTIC HOUSING): SPS 30% GF, 20% REGRIND MAX PER WEIGHT
 - b. BLADES:
 - BASE METAL: C260 BRASS
 - PLATING REQUIREMENTS:
 - TIN OVER NICKEL:
 - UNDERPLATING:
 - OVERALL NICKEL
 - OVERPLATING:
 - OVERALL TIN
3. DESIGN - GEOMETRY:
 - a. THIS IS A 100% CAD GENERATED PART. THE CAD MATHEMATICAL DATA IS THE MASTER FOR THIS PART. FOR DIMENSIONAL OR ANY INFORMATION NOT SHOWN ON THIS DRAWING, ANALYZE THE CAD MODEL.
 - b. GEOMETRIC DIMENSIONS AND TOLERANCES PER ASME Y14.5M - 2009
 - c. GENERAL TOLERANCES: SEE TITLE BLOCK
 - d. EDGES AND UNDIMENSIONED DETAILS PER ISO13715
 - e. CORNERS SHOWN AS SHARP TO BE R 0.1 MAX
 - f. LETTERING SHALL BE 0.10 MAX RAISED. THIS INCLUDES RECYCLING CODE, PLANT AND CAVITY ID, VENDOR ID, AND CIRCUIT ID.

LAST BALLOON ON DRAWING:
 14
 DELETED BALLOONS:

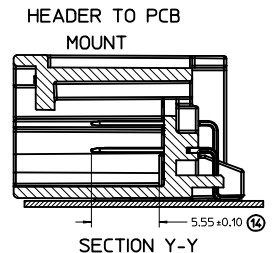
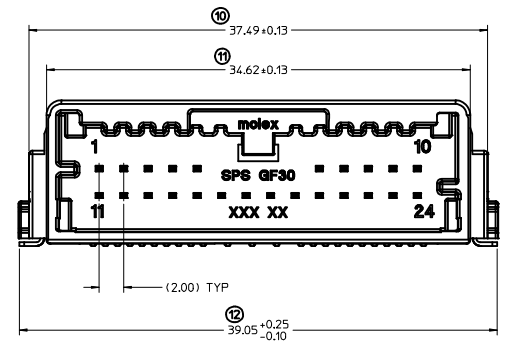
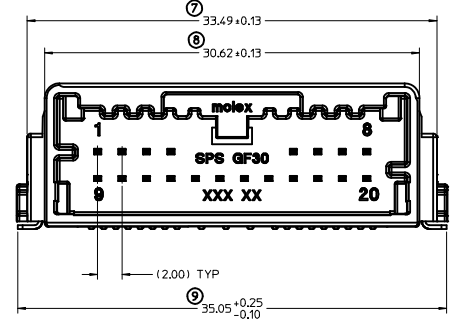
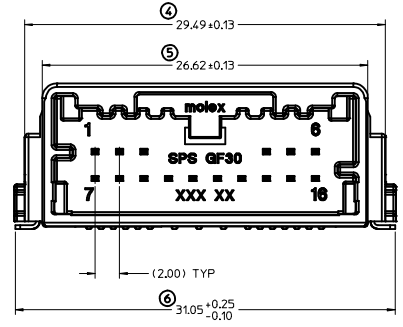
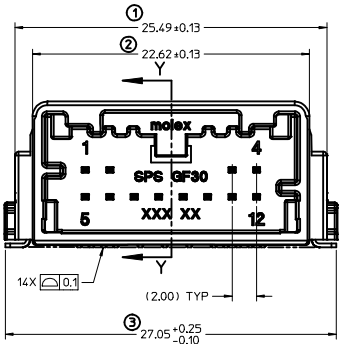
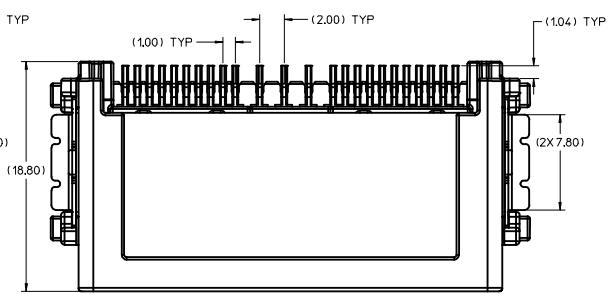
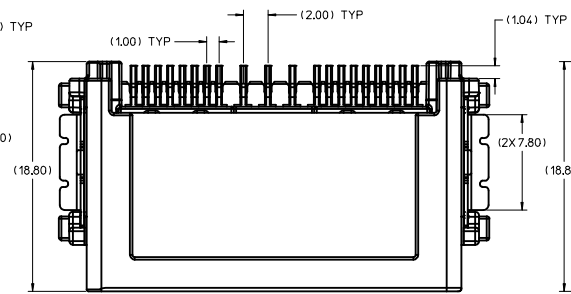
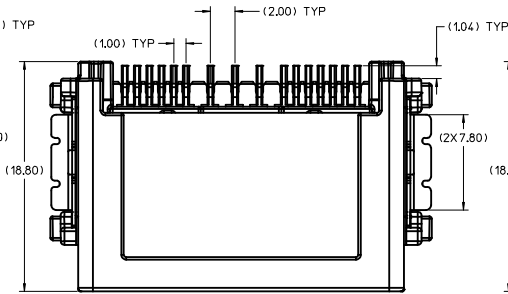
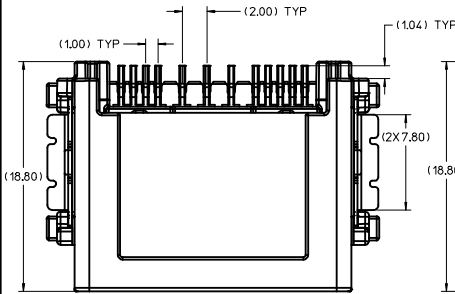
UPDATED POL C EC NO: UAU2015-1293 DRAWN BY: TMACHUGA CHKD: [blank] APPR: RBALMAN REV: [blank]	DIMENSION STYLE MM ONLY	SCALE 5:1	DESIGN UNITS METRIC	THIRD ANGLE PROJECTION 	DRAWN BY DATE TMACHUGA 2011/11/23 CHECKED BY DATE [blank] [blank]	TITLE MINI 50 DUAL ROW SMT HEADER ASSEMBLY SALES DRAWING											
							QUALITY SYMBOLS ∇=0 ∇=0 ∇=0	GENERAL TOLERANCES (UNLESS SPECIFIED) 4 PLACES ± mm ± INCH 3 PLACES ± --- ± --- 2 PLACES ± 0.10 ± --- 1 PLACE ± 0.20 ± --- ANGULAR ± 1°	APPROVED BY DATE SMARCEAU 2011/12/19	MATERIAL NO. SEE CHART	DOCUMENT NO. MOLEX INCORPORATED SD-34897-001	SHEET NO. 1 OF 5					
													DRAFT WHERE APPLICABLE MUST REMAIN WITHIN DIMENSIONS				
													THIS DRAWING CONTAINS INFORMATION THAT IS PROPRIETARY TO MOLEX INCORPORATED AND SHOULD NOT BE USED WITHOUT WRITTEN PERMISSION				

12 CKT SMT USCAR HEADER

16 CKT SMT HEADER

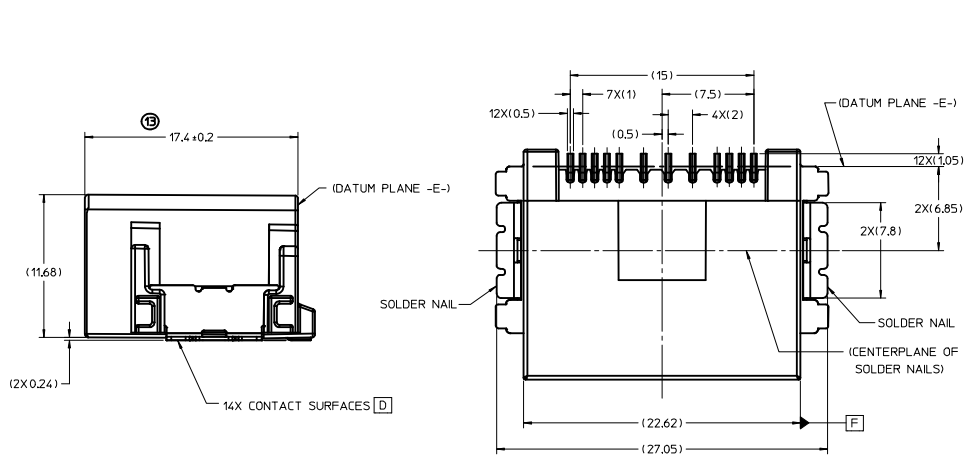
20 CKT SMT HEADER

24 CKT SMT HEADER

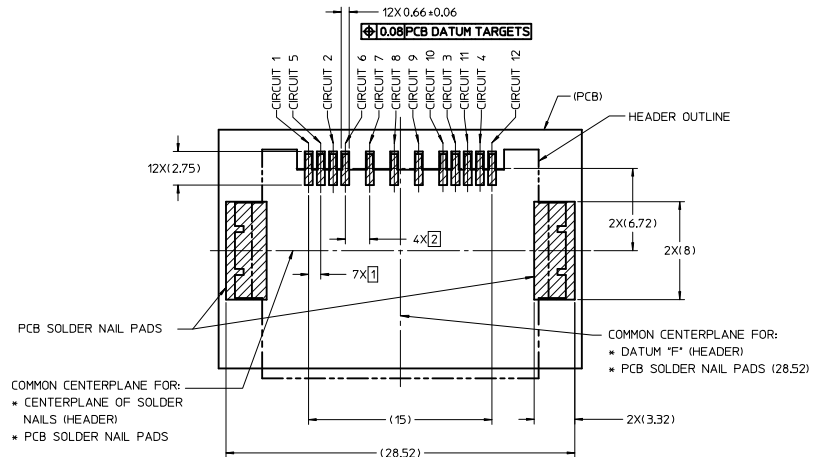


DARK GRAY POL C IEC NO: UAU2015-1293 DRAWN: TMACHUGA 2015/02/26 CHKD: CHYKZ APPR: BRALMAN 2015/02/27	QUALITY SYMBOLS	GENERAL TOLERANCES (UNLESS SPECIFIED)	DIMENSION STYLE	SCALE	DESIGN UNITS	THIRD ANGLE PROJECTION
	▽=0	4 PLACES ± mm INCH	MM ONLY	5:1	METRIC	☉
	▽=0	3 PLACES ± --- ± ---				
	▽=0	2 PLACES ± 0.10 ± ---				
		1 PLACE ± 0.20 ± ---				
		ANGULAR ± 1°				
		DRAFT WHERE APPLICABLE MUST REMAIN WITHIN DIMENSIONS				
			MATERIAL NO. SEE CHART	APPROVED BY SMARCEAU DATE 2011/12/19	DOCUMENT NO. SD-34897-001	SHEET NO. 2 OF 5
			SIZE D	THIS DRAWING CONTAINS INFORMATION THAT IS PROPRIETARY TO MOLEX INCORPORATED AND SHOULD NOT BE USED WITHOUT WRITTEN PERMISSION		

RECOMMENDED PCB LAYOUT:



12 CKT SMT USCAR HEADER (BOTTOM VIEW)

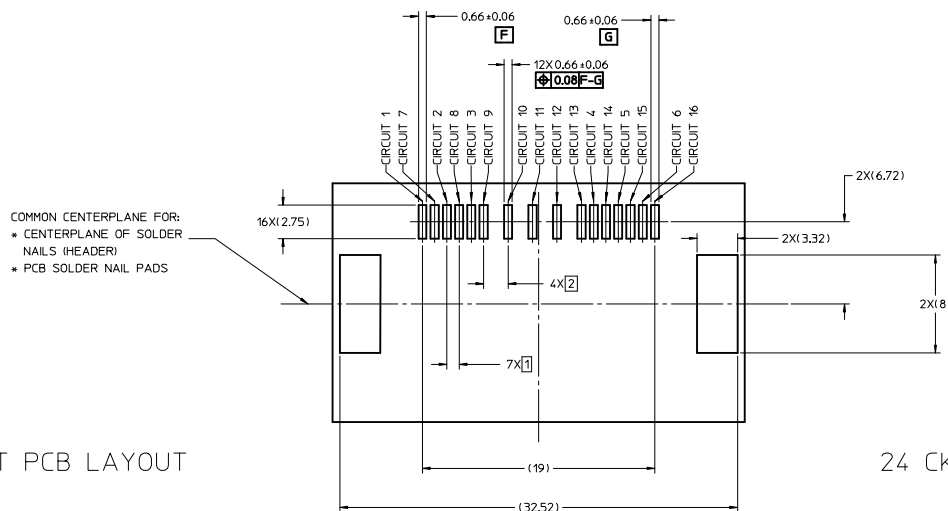


12 CKT PCB LAYOUT
(OTHER CIRCUIT SIZES ARE SIMILAR)

DARK GRAY POL C IEC NO: UAU2015-1293 DRAWN: TMACHUGA 2015/02/26 CHKD: APPR: BRALMAN 2015/02/27	QUALITY SYMBOLS	GENERAL TOLERANCES (UNLESS SPECIFIED)	DIMENSION STYLE	SCALE	DESIGN UNITS	THIRD ANGLE PROJECTION
	▽=0	mm INCH	MM ONLY	10:1	METRIC	☉
	▽=0	4 PLACES ± --- ± ---	DRAWN BY DATE			
	▽=0	3 PLACES ± --- ± ---	TMACHUGA 2011/11/23			
	2 PLACES ± 0.10 ± ---	CHECKED BY DATE				MINI 50 DUAL ROW SMT HEADER ASSEMBLY SALES DRAWING molex
	1 PLACE ± 0.20 ± ---	APPROVED BY DATE				
	0 PLACE ± ±	SMARCEAU 2011/12/19				
	ANGULAR ± 1 °	DRAFT WHERE APPLICABLE MUST REMAIN WITHIN DIMENSIONS	MATERIAL NO.	SEE CHART	DOCUMENT NO.	SHEET NO.
					SD-34897-001	3 OF 5
			THIS DRAWING CONTAINS INFORMATION THAT IS PROPRIETARY TO MOLEX INCORPORATED AND SHOULD NOT BE USED WITHOUT WRITTEN PERMISSION			

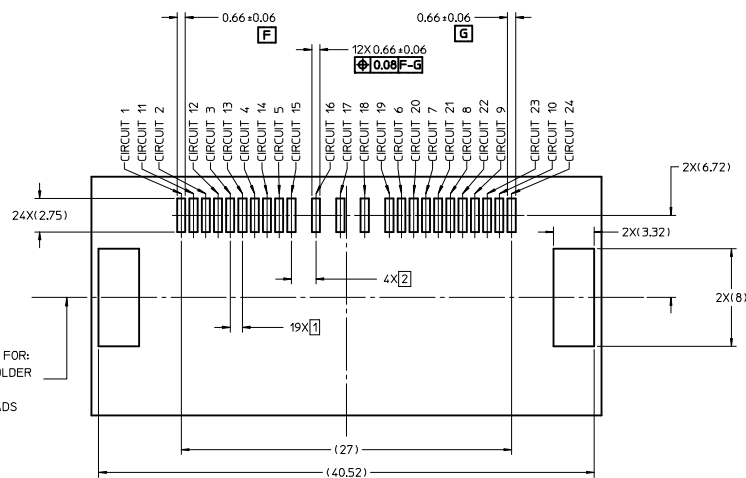
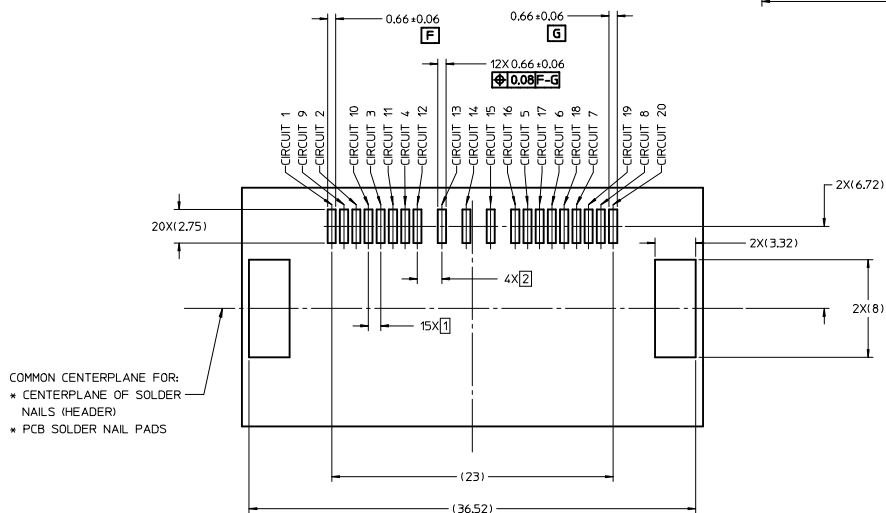
16 CKT PCB LAYOUT

RECOMMENDED PCB LAYOUT:



20 CKT PCB LAYOUT

24 CKT PCB LAYOUT



DARK GRAY POL C EC NO: UAU2015-1293 CHYD: APPR:RBALMAN 2015/02/27	QUALITY SYMBOLS	GENERAL TOLERANCES (UNLESS SPECIFIED)	DIMENSION STYLE	SCALE	DESIGN UNITS	THIRD ANGLE PROJECTION
	▽=0	mm INCH	MM ONLY	5:1	METRIC	☉
	▽=0	4 PLACES ± --- ± ---	DRAWN BY DATE	TITLE		
	▽=0	3 PLACES ± --- ± ---	TMACHUGA 2011/11/23	MINI 50 DUAL ROW SMT HEADER ASSEMBLY SALES DRAWING		
▽=0	2 PLACES ± 0.10 ± ---	CHECKED BY DATE	molex			
	1 PLACE ± 0.20 ± ---	APPROVED BY DATE	SD-34897-001			
	0 PLACE ± ±	SMARCEAU 2011/12/19	SHEET NO. 4 OF 5			
DRAFT WHERE APPLICABLE MUST REMAIN WITHIN DIMENSIONS		MATERIAL NO.	THIS DRAWING CONTAINS INFORMATION THAT IS PROPRIETARY TO MOLEX INCORPORATED AND SHOULD NOT BE USED WITHOUT WRITTEN PERMISSION			
SIZE D		SEE CHART				

MINI50 SMT DUAL ROW HEADER ASSEMBLIES

MATERIAL NUMBER TUBE PACKAGING PK-31301-688	MATERIAL NUMBER TAPE AND REEL PACKAGING PK-31301-786	CONFIGURATION	CIRCUIT	POL	COLOR	BLADE PLATING	MATING COMPONENT	
							UN-BRIDGED	BRIDGED
34897-9120	34897-8120	USCAR	12	A	BLACK	TIN OVER NICKEL	34824-0124	34824-1124
34897-9121	34897-8121	USCAR	12	B	GRAY	TIN OVER NICKEL	34824-0125	34824-1125
34897-9122	34897-8122	USCAR	12	C	DARK GRAY	TIN OVER NICKEL	34824-0126	34824-1126
34897-9160	34897-8160	MOLEX	16	A	BLACK	TIN OVER NICKEL	34824-0160	34824-1160
34897-9161	34897-8161	MOLEX	16	B	GRAY	TIN OVER NICKEL	34824-0161	34824-1161
34897-9162	34897-8162	MOLEX	16	C	DARK GRAY	TIN OVER NICKEL	34824-0162	34824-1162
34897-9200	34897-8200	MOLEX	20	A	BLACK	TIN OVER NICKEL	34824-0200	34824-1200
34897-9201	34897-8201	MOLEX	20	B	GRAY	TIN OVER NICKEL	34824-0201	34824-1201
34897-9202	34897-8202	MOLEX	20	C	DARK GRAY	TIN OVER NICKEL	34824-0202	34824-1202
34897-9240	34897-8240	MOLEX	24	A	BLACK	TIN OVER NICKEL	34824-0240	34824-1240
34897-9241	34897-8241	MOLEX	24	B	GRAY	TIN OVER NICKEL	34824-0241	34824-1241
34897-9242	34897-8242	MOLEX	24	C	DARK GRAY	TIN OVER NICKEL	34824-0242	34824-1242

DARK GRAY POL C IEC NO: JAU2015-1293 DRAWN: TMACHUGA 2015/02/26 CHYK: APPR: BRALMAN 2015/02/27 REV:	QUALITY SYMBOLS ∇=0 ∇=0 ∇=0	GENERAL TOLERANCES (UNLESS SPECIFIED) mm INCH 4 PLACES ± --- ± --- 3 PLACES ± --- ± --- 2 PLACES ± 0.10 ± --- 1 PLACE ± 0.20 ± --- 0 PLACE ± ±	DIMENSION STYLE MM ONLY	SCALE 10:1	DESIGN UNITS METRIC	THIRD ANGLE PROJECTION
	DRAWN BY DATE TMACHUGA 2011/11/23		CHECKED BY DATE		TITLE MINI 50 DUAL ROW SMT HEADER ASSEMBLY SALES DRAWING	
	APPROVED BY DATE SMARCEAU 2011/12/19		MATERIAL NO. SEE CHART		DOCUMENT NO. SD-34897-001	
	DRAFT WHERE APPLICABLE MUST REMAIN WITHIN DIMENSIONS		SIZE D		SHEET NO. 5 OF 5	