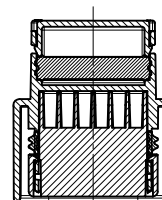
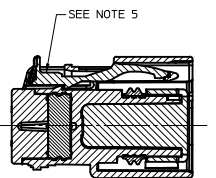
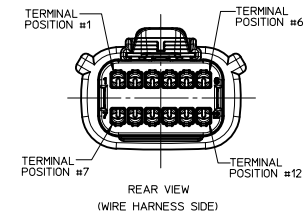


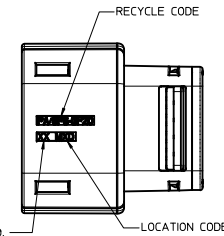
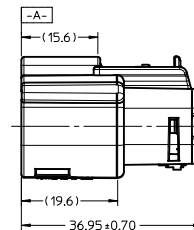
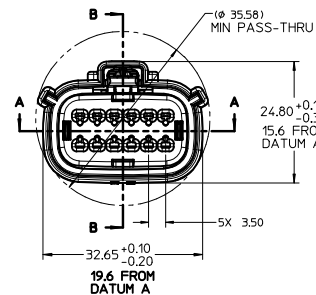
SECTION B-B
SCALE 2:1
(RECEPTACLE INSERT SHOWN
IN PRE-LOCK POSITION)
SEE NOTE 2



SECTION AA



SECTION B-B
SCALE 2:1
(RECEPTACLE INSERT SHOWN
IN FULL-LOCK POSITION)
SEE NOTE 2



NOTES: UNLESS OTHERWISE SPECIFIED

- DESIGNED TO MATE WITH THE BLADE HOUSING ASSEMBLY SPECIFIED IN MOLEX CHARTERED DRAWING SD-33482-121 OR DEVICE CONNECTION AS SPECIFIED IN USCAR DRAWING 450-S-012-2-Z01.
- ASSEMBLY SHIPPED WITH RECEPTACLE INSERT IN PRE-LOCK POSITION (SEE SECTION B-B PRE-LOCK). UPON FULL TERMINAL ASSEMBLY, EACH RECEPTACLE INSERT MUST BE SNAPPED INTO ITS FINAL-LOCK POSITION.
- FOR RECEPTACLE TERMINALS TO BE USED WITH THIS ASSEMBLY, SEE DRAWING SD-33012-001.
- SYSTEM TO BE USED WITH WIRE WITHIN DIAMETER RANGE OF 1.5mm TO 2.5mm.
- OPTIONAL CPA SHOWN IN ALL VIEWS, SEE TABLE FOR SPECIFIC ASSEMBLY OPTION AND NUMBER. CPA MUST BE INSERTED TO THE PRE-LOCK POSITION, AS SHOWN IN SECTION B-B. WHEN SEATED CORRECTLY, CPA DOES NOT MOVE FREELY. ENGAGEMENT FORCE TO MOVE CPA FROM PRE-LOCK TO FINAL LOCK POSITION: WHEN UNMATED: 40N MIN. DISENGAGEMENT FORCE TO MOVE CPA FROM FINAL LOCK TO PRE-LOCK POSITION: 3N MIN.
- MATERIAL: SPS/NYLON BLEND, 20% GLASS FILLED.
- SHALL CONFORM TO PACKAGING SPECIFICATION PK-30907-895.
- SHALL CONFORM TO PRODUCT SPECIFICATION PS-33472-000.
- PACKAGING: IN THE EVENT THAT INSERT IS FOUND IN THE SEATED (FINAL LOCK) POSITION, REFER TO MOLEX SPECIFICATION PS-34644-001, AVAILABLE AT WWW.MOLEX.COM.
- ASSEMBLY CONFORMS TO SAE/USCAR-2 REV 4 WITH THE FOLLOWING EXCEPTIONS: TERMINAL INSERTION FORCE FOR WIRE SIZE ABOVE 2.5mm NOT EXCEEDING 2.69mm SHALL NOT EXCEED 40 NEWTONS.
- REFER TO SHEET #2 FOR ALL PART NUMBER OPTIONS.



SCALE 1:1

REDRAWN	2011/03/15
LEC NO: UAU2011-0829	
DRWN:SMILO	2011/04/06
CHK:DHOCK	
APPR:IKOSHY	2011/05/04
REV	DESCRIPTION

QUALITY SYMBOLS
▽=0
▽=0

GENERAL TOLERANCES (UNLESS SPECIFIED)	
	mm
	INCH
4 PLACES	± 0.10
3 PLACES	± 0.15
2 PLACES	± 0.20
1 PLACE	± 0.30
ANGULAR ± 3°	
DRAFT WHERE APPLICABLE MUST REMAIN WITHIN DIMENSIONS	

DIMENSION STYLE	
MM ONLY	
DRAWN BY	DATE
D. MARCOUX	06-13-02
CHECKED BY	DATE
D. GRIFFITHS	06-13-02
APPROVED BY	DATE
F. HOLUB	06-13-02

SCALE	DESIGN UNITS	THIRD ANGLE PROJECTION
2:1	METRIC	
MX150 RECEPTACLE CONN ASSEMBLY 2 ROW SEALED 12 WAY		
MOLEX INCORPORATED		SHEET NO. 1 OF 2
MATERIAL NO. SD-33472-121		
DOCUMENT NO. SD-33472-121		
THIS DRAWING CONTAINS INFORMATION THAT IS PROPRIETARY TO MOLEX INCORPORATED AND SHOULD NOT BE USED WITHOUT WRITTEN PERMISSION		

