

RCBO, 10 kA, 1P+N, Type AC, 30 mA, C-Char, In: 10 A, Un AC: 230 V



Model	
Product brand name	SENTRON
Product designation	RCBO
Design of the product	Instantaneous
General technical data	
Number of poles	2
Number of poles / Note	1P+N
Number of poles / with protection	1
Tripping characteristic class	C
circuit-breaker / Design	5SU1
Mechanical service life (switching cycles) / typical	10 000
Overvoltage category	III
Voltage	
Surge current resistance / at (8/20) μ s	1 kA
Supply voltage	
Type of voltage	AC
Current / at AC / rated value	10 A
Supply voltage	





• for testing equipment / minimum	195 V
Supply voltage frequency / rated value	50 Hz
Protection class	
Protection class IP	IP20, if the distribution board is installed, with connected conductors
Switching capacity	
Breaking capacity short-circuit current (I _{cn}) / according to EN 61009-1 / rated value	10 kA
Switching capacity current	
• acc. to EN 60898 / rated value	10 kA
• acc. to IEC 60947-2 / rated value	20 kA
Rated residual switching capacity (I _{Δm}) / according to IEC 61009-1	10 kA
Energy limiting class	3
Dissipation	
Power loss [W]	
• for rated value of the current / at AC / in hot operating state / per pole	1.6 W
• maximum	3.2 W
Current	
Tripping residual current / rated value	30 mA
Tripping residual / rated value / derated current	
• at 30 Cel	10 A
• at 40 Cel	9.5 A
• at 45 Cel	9.3 A
• at 50 Cel	9 A
• at 55 Cel	8.7 A
• at 60 Cel	8.5 A
• at 65 Cel	8.2 A
• at 70 Cel	8 A
Type of fault current	AC
Product details	
Product function / neutral conductor switching	Yes
Product feature / Touch protection	Yes
Product feature	
• halogen-free	Yes
• silicon-free	Yes
Connections	
Connectable conductor cross-section / stranded	
• minimum	0.75 mm ²

<ul style="list-style-type: none"> • maximum 	35 mm ²
Connectable conductor cross-section / finely stranded / with core end processing	
<ul style="list-style-type: none"> • minimum • maximum 	0.75 mm ² 25 mm ²
Position / of power supply cord	Either top or bottom

Mechanical Design	
Height	90 mm
Width	36 mm
Depth	77 mm
Installation depth	70 mm
Number of width units	2
Mounting position	any
Net weight	276 g

Environmental conditions	
Influence of the surrounding temperature	Max. 95% humidity

Certificates	
Reference code	
<ul style="list-style-type: none"> • acc. to DIN EN 61346-2 • acc. to DIN EN 81346-2 	F F

General Product Approval	Declaration of Conformity	Test Certificates
 CCC  IMQ Miscellaneous	 RCM  EG-Konf.	Special Test Certificate

Test Certificates	other	Railway
Miscellaneous	Miscellaneous	Vibration and Shock Confirmation

Further information
Information- and Downloadcenter (Catalogs, Brochures,...) http://www.siemens.com/lowvoltage/catalogs
Industry Mall (Online ordering system) https://mall.industry.siemens.com/mall/en/en/Catalog/product?mlfb=5SU1354-1KK10
Service&Support (Manuals, Certificates, Characteristics, FAQs,...) https://support.industry.siemens.com/cs/ww/en/ps/5SU1354-1KK10
Image database (product images, 2D dimension drawings, 3D models, device circuit diagrams, ...) http://www.automation.siemens.com/bilddb/cax_en.aspx?mlfb=5SU1354-1KK10

