

## B2L/S2L 3.50 - 2-row series B2L 3.50/08/180 SN OR BX

Weidmüller Interface GmbH & Co. KG

Klingenbergstraße 16

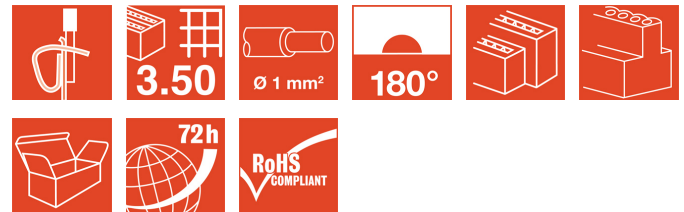
D-32758 Detmold

Germany

Fon: +49 5231 14-0

Fax: +49 5231 14-2083

www.weidmueller.com



### Component density redefined: the future standard for signal connection

Maximum connection density in the smallest of spaces - the 2-row B2L raises the bar higher for standard sensor cables up to 1mm<sup>2</sup> and bridges the gap between insufficient space and more functions.

The result is a connecting solution for standard industrial cables with 1.75 pitch - 30% smaller than an equivalent solution with 2.5 pitch and with 140% the robustness of 3.5 pitch

Dimensions: double the connection density with 3.5mm pitch size

Connection system: tried and tested maintenance-free

Weidmüller tension clamp connection

Connection data / Performance:

- 0.20 - 1.0mm<sup>2</sup> (IEC) / 28 - 18 AWG (UL)
- 80 V / 10 A (IEC) / 150 V / 10 A (UL)
- No. of poles: 4 to 36

The basic application advantages:

Efficient - maximum component density on the PCB

Suitable for industrial use - minimum dimensions, maximum robustness

Process-optimised - automatic configuration and reflow solders, rapid connection

User-friendly - patented release lever for the easy release of larger numbers of poles

Application-oriented: easy labelling and reliable coding despite compact dimensions

Miniaturisation is more than just a larger number of functions within a small space:

Every reduction in size decreases space requirements and the overall system costs less for the end customer.

Weidmüller fulfils a growing demand in the engineering and industrial automation sectors.

### General ordering data

Order No.	<a href="#">1727570000</a>
Type	B2L 3.50/08/180 SN OR BX
Version	PCB plug-in connector, female plug, 3.50 mm, No. of poles: 8, 180°, Tension clamp connection, Clamping range, rated connection, max.: 1 mm <sup>2</sup> , Box
Product data	IEC: 200 V / 10.3 A / 0.2 - 1 mm <sup>2</sup> UL: 300 V / 10 A / AWG 28 - AWG 16
GTIN (EAN)	4032248036752
Qty.	50 pc(s).
Packaging	Box

Creation date March 13, 2012 10:26:08 AM CET

**B2L/S2L 3.50 - 2-row series  
B2L 3.50/08/180 SN OR BX**

**Weidmüller Interface GmbH & Co. KG**  
Klingenbergstraße 16  
D-32758 Detmold  
Germany  
Fon: +49 5231 14-0  
Fax: +49 5231 14-2083  
www.weidmueller.com

**Technical data**
**System parameters**

Product family	B2L/S2L 3.50 - 2-row series	Conductor connection system	Tension clamp connection
Outgoing direction of conductor	180°	Pitch in mm (P)	3.5 mm
Pitch in inches (P)	0.138 inch	No. of poles	8
Number of rows	1	Stripping length	7 mm
L1 in mm	10.5 mm	L1 in inches	0.413 inch
Touch-safe protection acc. to DIN VDE 0470	IP 20	Touch-safe protection acc. to DIN VDE 57106	Safe from finger touch

**Material data**

Insulating material	PBT	Colour	Orange
Colour chart	Similar to RAL 2000	Flammability class UL 94	V-0
CTI	≥ 200	Contact material	Copper alloy
Contact surface	tinned	Continuous operating temp., min.	-25 °C
Continuous operating temp., max.	100 °C		


**Connectable conductors**

Clamping range, rated connection, min.	0.08 mm <sup>2</sup>	Clamping range, rated connection, max.	1 mm <sup>2</sup>
Wire connection cross section AWG, min.	AWG 28	Wire connection cross section AWG, max.	AWG 18
Solid, min. H05(07) V-U	0.2 mm <sup>2</sup>	Solid, max. H05(07) V-U	1 mm <sup>2</sup>
Flexible, min. H05(07) V-K	0.2 mm <sup>2</sup>	Flexible, max. H05(07) V-K	1 mm <sup>2</sup>
w. wire end ferrule, DIN 46228 pt 1, min.	0.13 mm <sup>2</sup>	w. wire end ferrule, DIN 46228 pt 1, max.	0.34 mm <sup>2</sup>
w. plastic collar ferrule, DIN 46228 pt 4, min.	0.13 mm <sup>2</sup>	w. plastic collar ferrule, DIN 46228 pt 4, max.	0.34 mm <sup>2</sup>

**DIN IEC rating data**

Rated current, min. no. of poles (Tu=20°C)	10.3 A	Rated current, max. no. of poles (Tu=20°C)	8.7 A
Rated current, number of poles (Tu=40°C), min	8.9 A	Rated current, number of poles (Tu=40°C), max.	7.4 A
Rated voltage for surge voltage class / pollution degree II/2	200 V	Rated voltage for surge voltage class / pollution degree III/2	160 V
Rated voltage for surge voltage class / pollution degree III/3	80 V	Rated impulse voltage for surge voltage class/ pollution degree II/2	2.5 kV
Rated impulse voltage for surge voltage class/ pollution degree III/2	2.5 kV	Rated impulse voltage for surge voltage class/ contamination degree III/3	2.5 kV
Short-time withstand current resistance	3 x 1s with 77 A		

**CSA rating data**


Institute (CSA)		Rated voltage (Use group B)	300 V
Rated current (use group B)	5 A	Wire cross-section, AWG, min.	AWG 28
Wire cross-section, AWG, max.	AWG 18		

**B2L/S2L 3.50 - 2-row series  
B2L 3.50/08/180 SN OR BX**

**Weidmüller Interface GmbH & Co. KG**  
Klingenbergstraße 16  
D-32758 Detmold  
Germany  
Fon: +49 5231 14-0  
Fax: +49 5231 14-2083  
www.weidmueller.com

**Technical data**

**UL 1059 rating data**

Institute (UR)				Rated voltage (use group B)	
				300 V	
Rated current (use group B)	10 A	Rated voltage (use group C)	50 V		
Rated current (use group C)	10 A	Wire cross-section, AWG, min.	AWG 28		
Wire cross-section, AWG, max.	AWG 16				

**Classifications**

ETIM 4.0	EC002637	UNSPSC	30-21-18-10
eClass 4.1	27-26-07-01	eClass 5.1	27-26-07-01
eClass 6.0	27-26-07-04	eClass 7.0	27-44-04-02

**Notes**

- Notes
- Additional colours on request
  - Gold-plated contact surfaces on request
  - Rated current related to rated cross-section and min. No. of poles.
  - Wire end ferrule with plastic collar to DIN 46228/4
  - Wire end ferrule without plastic collar to DIN 46228/1
  - P on drg. = pitch
  - We recommend crimp shape A for wire-end ferrules with crimping tools PZ 1,5 (order no. 9005990000) or PZ 6/5 (order no. 9011460000) for the larger wire cross-sections.
  - Rated data refer only to the component itself. Clearance and creepage distances to other components are to be designed in accordance with the relevant application standards.

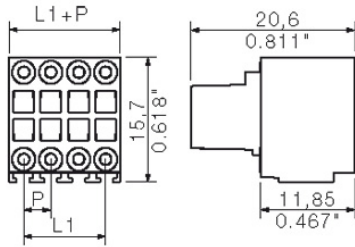
**Approvals**



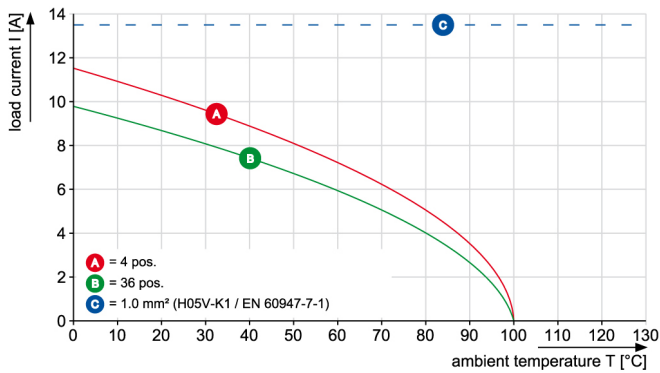
**B2L/S2L 3.50 - 2-row series**  
**B2L 3.50/08/180 SN OR BX**

**Weidmüller Interface GmbH & Co. KG**  
 Klingenbergstraße 16  
 D-32758 Detmold  
 Germany  
 Fon: +49 5231 14-0  
 Fax: +49 5231 14-2083  
 www.weidmueller.com

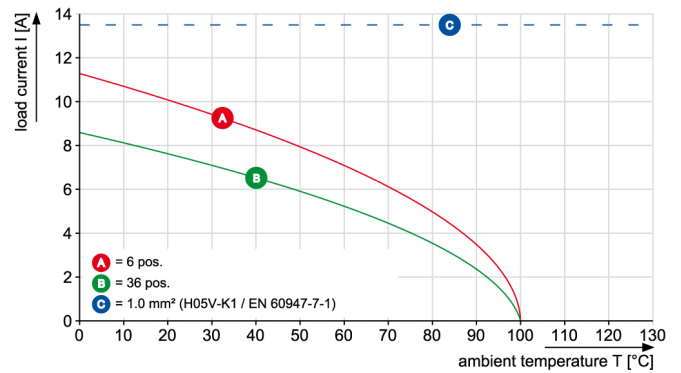
**Drawings**



**B2L 3.50/./180 - S2L-SMT 3.50/./90**



**B2L 3.50/./180 - S2L 3.50/./90**



**B2L 3.50/./180 - S2LD-THR 3.50/./90**

