

Feed-through terminal block - ST 1,5 - 3031076

Please be informed that the data shown in this PDF Document is generated from our Online Catalog. Please find the complete data in the user's documentation. Our General Terms of Use for Downloads are valid (<http://phoenixcontact.com/download>)




Feed-through terminal block, Connection method: Spring-cage connection, Cross section: 0.08 mm² - 1.5 mm², AWG: 28 - 16, Width: 4.2 mm, Color: gray, Mounting type: NS 35/7,5, NS 35/15

Why buy this product

- The consistent double function shaft offers every opportunity for time-saving potential distribution and accommodating test accessories
- As well as saving space, the compact design and front connection enable user-friendly wiring in a small amount of space
- The large wiring space enables the use of conductors with ferrules and plastic collars within the nominal cross section
- Tested for railway applications
-



Key commercial data

Packing unit	50 pc
Minimum order quantity	50 pc
GTIN	 4 017918 186616
Weight per Piece (excluding packing)	4.97 g
Custom tariff number	85369010
Country of origin	Germany

Technical data

General

Number of levels	1
Number of connections	2
Color	gray
Insulating material	PA
Inflammability class according to UL 94	V0
Area of application	Railway industry
	Mechanical engineering
	Plant engineering

Feed-through terminal block - ST 1,5 - 3031076

Technical data

General

	Process industry
Maximum load current	17.5 A (with 1.5 mm ² conductor cross section)
Rated surge voltage	6 kV
Pollution degree	3
Surge voltage category	III
Insulating material group	I
Connection in acc. with standard	IEC 60947-7-1
Maximum load current	17.5 A (with 1.5 mm ² conductor cross section)
Nominal current I _N	17.5 A
Nominal voltage U _N	500 V
Maximum load current	17.5 A (with 1.5 mm ² conductor cross section)
Open side panel	ja
Shock protection test specification	DIN EN 50274 (VDE 0660-514):2002-11
Back of the hand protection	guaranteed
Finger protection	guaranteed
Surge voltage test setpoint	7.3 kV
Result of surge voltage test	Test passed
Power frequency withstand voltage setpoint	1.89 kV
Result of power-frequency withstand voltage test	Test passed
Checking the mechanical stability of terminal points (5 x conductor connection)	Test passed
Bending test rotation speed	10 rpm
Bending test turns	135
Bending test conductor cross section/weight	0.08 mm ² / 0.1 kg
	1.5 mm ² / 0.4 kg
Result of bending test	Test passed
Conductor cross section tensile test	0.08 mm ²
Tractive force setpoint	5 N
Conductor cross section tensile test	1.5 mm ²
Tractive force setpoint	40 N
Tensile test result	Test passed
Tight fit on carrier	NS 35
Setpoint	1 N
Result of tight fit test	Test passed
Result of voltage drop test	Test passed
Temperature-rise test	Test passed
Conductor cross section short circuit testing	1.5 mm ²
Short-time current	0.18 kA
Short circuit stability result	Test passed
Ageing test for screwless modular terminal block temperature cycles	192
Result of aging test	Test passed

Feed-through terminal block - ST 1,5 - 3031076

Technical data

General

Proof of thermal characteristics (needle flame) effective duration	30 s
Result of thermal test	Test passed
Test specification, oscillation, broadband noise	DIN EN 50155 (VDE 0115-200):2008-03
Test spectrum	Service life test category 1, class B, body mounted
Test frequency	$f_1 = 5 \text{ Hz}$ to $f_2 = 150 \text{ Hz}$
ASD level	$1.857 \text{ (m/s}^2\text{)}^2\text{/Hz}$
Acceleration	0.8g
Test duration per axis	5 h
Test directions	X-, Y- and Z-axis
Oscillation, broadband noise test result	Test passed
Test specification, shock test	DIN EN 50155 (VDE 0115-200):2008-03
Shock form	Semi-sinusoidal
Acceleration	5 g
Shock duration	30 ms
Number of shocks per direction	3
Test directions	X-, Y- and Z-axis (pos. and neg.)
Shock test result	Test passed
Temperature index, insulating material (DIN EN 60216-1 (VDE 0304-21))	125 °C
Static insulating material application in cold	-60 °C

Dimensions

Width	4.2 mm
End cover width	2.2 mm
Length	48.5 mm
Height NS 35/7,5	36.5 mm
Height NS 35/15	44 mm

Connection data

Connection in acc. with standard	IEC 60947-7-1
Connection method	Spring-cage connection
Conductor cross section solid min.	0.08 mm ²
Conductor cross section solid max.	1.5 mm ²
Conductor cross section AWG min.	28
Conductor cross section AWG max.	16
Conductor cross section flexible min.	0.08 mm ²
Conductor cross section flexible max.	1.5 mm ²
Min. AWG conductor cross section, flexible	28
Max. AWG conductor cross section, flexible	16
Conductor cross section flexible, with ferrule without plastic sleeve min.	0.14 mm ²
Conductor cross section flexible, with ferrule without plastic sleeve max.	1.5 mm ²
Conductor cross section flexible, with ferrule with plastic sleeve min.	0.14 mm ²

Feed-through terminal block - ST 1,5 - 3031076

Technical data

Connection data

Conductor cross section flexible, with ferrule with plastic sleeve max.	1.5 mm ²
2 conductors with same cross section, stranded, TWIN ferrules with plastic sleeve, max.	0.5 mm ²
Connection in acc. with standard	IEC/EN 60079-7
Conductor cross section solid min.	0.08 mm ²
Conductor cross section solid max.	1.5 mm ²
Conductor cross section AWG min.	28
Conductor cross section AWG max.	16
Conductor cross section flexible min.	0.08 mm ²
Conductor cross section flexible max.	1.5 mm ²
Stripping length	10 mm
Internal cylindrical gage	A1

Classifications

eCl@ss

eCl@ss 4.0	27141121
eCl@ss 4.1	27141121
eCl@ss 5.0	27141120
eCl@ss 5.1	27141120
eCl@ss 6.0	27141120
eCl@ss 7.0	27141120
eCl@ss 8.0	27141120

ETIM

ETIM 2.0	EC000897
ETIM 3.0	EC000897
ETIM 4.0	EC000897
ETIM 5.0	EC000897

UNSPSC

UNSPSC 6.01	30211811
UNSPSC 7.0901	39121410
UNSPSC 11	39121410
UNSPSC 12.01	39121410
UNSPSC 13.2	39121410

Approvals

Approvals

Feed-through terminal block - ST 1,5 - 3031076

Approvals

Approvals


CSA / UL Recognized / VDE Gutachten mit Fertigungsüberwachung / cUL Recognized / LR / GL / BV / DNV / RS / KR / NK / IEC60335-1 / IEC60335-2-15 / IEC60335-2-16 / IEC60335-2-17 / IEC60335-2-18 / IEC60335-2-19 / IEC60335-2-20 / IEC60335-2-21 / IEC60335-2-22 / IEC60335-2-23 / IEC60335-2-24 / IEC60335-2-25 / IEC60335-2-26 / IEC60335-2-27 / IEC60335-2-28 / IEC60335-2-29 / IEC60335-2-30 / IEC60335-2-31 / IEC60335-2-32 / IEC60335-2-33 / IEC60335-2-34 / IEC60335-2-35 / IEC60335-2-36 / IEC60335-2-37 / IEC60335-2-38 / IEC60335-2-39 / IEC60335-2-40 / IEC60335-2-41 / IEC60335-2-42 / IEC60335-2-43 / IEC60335-2-44 / IEC60335-2-45 / IEC60335-2-46 / IEC60335-2-47 / IEC60335-2-48 / IEC60335-2-49 / IEC60335-2-50 / IEC60335-2-51 / IEC60335-2-52 / IEC60335-2-53 / IEC60335-2-54 / IEC60335-2-55 / IEC60335-2-56 / IEC60335-2-57 / IEC60335-2-58 / IEC60335-2-59 / IEC60335-2-60 / IEC60335-2-61 / IEC60335-2-62 / IEC60335-2-63 / IEC60335-2-64 / IEC60335-2-65 / IEC60335-2-66 / IEC60335-2-67 / IEC60335-2-68 / IEC60335-2-69 / IEC60335-2-70 / IEC60335-2-71 / IEC60335-2-72 / IEC60335-2-73 / IEC60335-2-74 / IEC60335-2-75 / IEC60335-2-76 / IEC60335-2-77 / IEC60335-2-78 / IEC60335-2-79 / IEC60335-2-80 / IEC60335-2-81 / IEC60335-2-82 / IEC60335-2-83 / IEC60335-2-84 / IEC60335-2-85 / IEC60335-2-86 / IEC60335-2-87 / IEC60335-2-88 / IEC60335-2-89 / IEC60335-2-90 / IEC60335-2-91 / IEC60335-2-92 / IEC60335-2-93 / IEC60335-2-94 / IEC60335-2-95 / IEC60335-2-96 / IEC60335-2-97 / IEC60335-2-98 / IEC60335-2-99 / IEC60335-2-100


Ex Approvals


IECEX / ATEX / EAC Ex


Approvals submitted

Approval details

CSA 		
	B	C
mm ² /AWG/kcmil	26-14	26-14
Nominal current I _N	15 A	15 A
Nominal voltage U _N	300 V	300 V

UL Recognized 		
	B	C
mm ² /AWG/kcmil	26-14	26-14
Nominal current I _N	15 A	15 A
Nominal voltage U _N	300 V	300 V

VDE Gutachten mit Fertigungsüberwachung 	
mm ² /AWG/kcmil	1.5
Nominal current I _N	17.5 A
Nominal voltage U _N	500 V

cUL Recognized 		
	B	C
mm ² /AWG/kcmil	26-14	26-14

Feed-through terminal block - ST 1,5 - 3031076

Approvals

	B	C
Nominal current IN	15 A	15 A
Nominal voltage UN	300 V	300 V

LR

GL	
mm ² /AWG/kcmil	1.5
Nominal current IN	17.5 A
Nominal voltage UN	500 V


BV

DNV

RS

KR

NK

IECEE CB Scheme 	
mm ² /AWG/kcmil	1.5
Nominal voltage UN	500 V

EAC

EAC

cULus Recognized 

Accessories

Accessories

Documentation

Feed-through terminal block - ST 1,5 - 3031076

Accessories

Mounting material - ST-IL - 3039900

Operating decal for the ST terminal block



End block

End clamp - CLIPFIX 35 - 3022218



Quick mounting end clamp for NS 35/7,5 DIN rail or NS 35/15 DIN rail, with marking option, width: 9.5 mm, color: gray

End clamp - CLIPFIX 35-5 - 3022276



Quick mounting end clamp for NS 35/7,5 DIN rail or NS 35/15 DIN rail, with marking option, with parking option for FBS...5, FBS...6, KSS 5, KSS 6, width: 5.15 mm, color: gray

End clamp - E/NS 35 N - 0800886



End clamp, width: 9.5 mm, color: gray

End clamp - E/UK - 1201442



End clamp, for assembly on NS 32 or NS 35/7.5 DIN rail

Feed-through terminal block - ST 1,5 - 3031076

Accessories

End clamp - E/UK 1 - 1201413



End clamps, for supporting the ends of double-level and three-level terminal blocks, width: 10 mm, color: gray

End cover

End cover - D-ST 2,5 - 3030417



End cover, Length: 48.6 mm, Width: 2.2 mm, Height: 29.1 mm, Color: gray

End cover - D-ST 2,5-0,8 OG - 3030511



End cover, Length: 48.6 mm, Width: 0.8 mm, Height: 29 mm, Color: orange

Front adapter

Front adapters - VIP-PA-PWR/20XOE/ 1,0M/S7 - 2904724



VIP power cabling, universal front adapter for connection to all popular 20-pos. SIMATIC S7-300 I/O modules, via 20 individual wires in rope structure, not assembled (field connection, e.g., via 20 modular terminal blocks), cable length: 1 m

Front adapters - VIP-PA-PWR/20XOE/ 2,0M/S7 - 2904725



VIP power cabling, universal front adapter for connection to all popular 20-pos. SIMATIC S7-300 I/O modules, via 20 individual wires in rope structure, not assembled (field connection, e.g., via 20 modular terminal blocks), cable length: 2 m

Feed-through terminal block - ST 1,5 - 3031076

Accessories

Front adapters - VIP-PA-PWR/20XOE/ 3,0M/S7 - 2904726



VIP power cabling, universal front adapter for connection to all popular 20-pos. SIMATIC S7-300 I/O modules, via 20 individual wires in rope structure, not assembled (field connection, e.g., via 20 modular terminal blocks), cable length: 3 m

Front adapters - VIP-PA-PWR/20XOE/10,0M/S7 - 2904730



VIP power cabling, universal front adapter for connection to all popular 20-pos. SIMATIC S7-300 I/O modules, via 20 individual wires in rope structure, not assembled (field connection, e.g., via 20 modular terminal blocks), cable length: 10 m

Front adapters - VIP-PA-PWR/40XOE/ 1,0M/S7 - 2904731



VIP power cabling, universal front adapter for connection to all popular 40-pos. SIMATIC S7-300 I/O modules, via 40 individual wires in rope structure, not assembled (field connection, e.g., via 40 modular terminal blocks), cable length: 1 m

Front adapters - VIP-PA-PWR/40XOE/ 2,0M/S7 - 2904732



VIP power cabling, universal front adapter for connection to all popular 40-pos. SIMATIC S7-300 I/O modules, via 40 individual wires in rope structure, not assembled (field connection, e.g., via 40 modular terminal blocks), cable length: 2 m

Front adapters - VIP-PA-PWR/40XOE/ 3,0M/S7 - 2904733



VIP power cabling, universal front adapter for connection to all popular 40-pos. SIMATIC S7-300 I/O modules, via 40 individual wires in rope structure, not assembled (field connection, e.g., via 40 modular terminal blocks), cable length: 3 m

Feed-through terminal block - ST 1,5 - 3031076

Accessories

Front adapters - VIP-PA-PWR/40XOE/10,0M/S7 - 2904737



VIP power cabling, universal front adapter for connection to all popular 40-pos. SIMATIC S7-300 I/O modules, via 40 individual wires in rope structure, not assembled (field connection, e.g., via 40 modular terminal blocks), cable length: 10 m

Insulating sleeve

Insulating sleeve - MPS-IH WH - 0201663



Insulating sleeve, Color: white

Insulating sleeve - MPS-IH RD - 0201676



Insulating sleeve, Color: red

Insulating sleeve - MPS-IH BU - 0201689



Insulating sleeve, Color: blue

Insulating sleeve - MPS-IH YE - 0201692



Insulating sleeve, Color: yellow

Feed-through terminal block - ST 1,5 - 3031076

Accessories

Insulating sleeve - MPS-IH GN - 0201702



Insulating sleeve, Color: green

Insulating sleeve - MPS-IH GY - 0201728



Insulating sleeve, Color: gray

Insulating sleeve - MPS-IH BK - 0201731



Insulating sleeve, Color: black

Insulating sleeve - ISH 1,5/0,2 - 3206131



Insulating sleeve, Color: white

Insulating sleeve - ISH 1,5/0,5 - 3031034



Insulating sleeve, Color: gray

Jumper

Feed-through terminal block - ST 1,5 - 3031076

Accessories

Plug-in bridge - FBS 20-4 - 3030352



Plug-in bridge, Number of positions: 20, Color: red

Plug-in bridge - FBS 10-4 - 3030158



Plug-in bridge, Number of positions: 10, Color: red

Plug-in bridge - FBS 4-4 - 3030132



Plug-in bridge, Number of positions: 4, Color: red

Plug-in bridge - FBS 3-4 - 3030129



Plug-in bridge, Number of positions: 3, Color: red

Plug-in bridge - FBS 2-4 - 3030116



Plug-in bridge, Number of positions: 2, Color: red

Feed-through terminal block - ST 1,5 - 3031076

Accessories

Plug-in bridge - FBS 5-4 - 3030145



Plug-in bridge, Number of positions: 5, Color: red

Labeled terminal marker

Warning cover - WST 1,5 - 3030958



Warning cover, Strip, yellow, labeled, Mounting type: Plug in, Lettering field: 4.25 x 3.55 mm

Zack marker strip - ZB 4 CUS - 0824951



Zack marker strip, can be ordered: Strip, white, labeled according to customer specifications, Mounting type: Snap into tall marker groove, for terminal block width: 4.2 mm, Lettering field: 4.2 x 10.5 mm

Zack marker strip - ZB 4,LGS:FORTL.ZAHLEN - 0805739



Zack marker strip, Strip, white, labeled, Printed horizontally: Consecutive numbers 1 - 10, 11 - 20, etc. up to 91 - 100, Mounting type: Snap into tall marker groove, for terminal block width: 4.2 mm, Lettering field: 4.2 x 10.5 mm

Zack marker strip - ZB 4,QR:FORTL.ZAHLEN - 0805807



Zack marker strip, Strip, white, labeled, Printed vertically: Consecutive numbers 1 - 10, 11 - 20, etc. up to 91 - 100, Mounting type: Snap into tall marker groove, for terminal block width: 4.2 mm, Lettering field: 4.2 x 10.5 mm

Feed-through terminal block - ST 1,5 - 3031076

Accessories

Marker for terminal blocks - UC-TM 4 CUS - 0824573



Marker for terminal blocks, can be ordered: by sheet, white, labeled according to customer specifications, Mounting type: Snap into tall marker groove, for terminal block width: 4.2 mm, Lettering field: 3.6 x 10.5 mm

Marker for terminal blocks - UCT-TM 4 CUS - 0829588



Marker for terminal blocks, can be ordered: by sheet, white, labeled according to customer specifications, Mounting type: Snap into tall marker groove, for terminal block width: 4.2 mm, Lettering field: 3.6 x 10.5 mm

Zack Marker strip, flat - ZBF 4 CUS - 0825023



Zack Marker strip, flat, can be ordered: Strip, white, labeled according to customer specifications, Mounting type: Snap into flat marker groove, for terminal block width: 4.2 mm, Lettering field: 4.2 x 5.2 mm

Zack Marker strip, flat - ZBF 4,LGS:FORTL.ZAHLEN - 0808626



Zack Marker strip, flat, Strip, white, labeled, Printed horizontally: Consecutive numbers 1 - 10, 11 - 20, etc. up to 91 - 100, Mounting type: Snap into flat marker groove, for terminal block width: 4 mm, Lettering field: 4.2 x 5.2 mm

Zack Marker strip, flat - ZBF 4,QR:FORTL.ZAHLEN - 0808820



Zack Marker strip, flat, Strip, white, labeled, Printed vertically: Consecutive numbers 1 - 10, 11 - 20, etc. up to 91 - 100, Mounting type: Snap into flat marker groove, for terminal block width: 4 mm, Lettering field: 4.2 x 5.2 mm

Feed-through terminal block - ST 1,5 - 3031076

Accessories

Zack Marker strip, flat - ZBF 4,LGS:GERADE ZAHLEN - 0810818



Zack Marker strip, flat, Strip, white, labeled, Printed horizontally: Consecutive numbers 2 - 20, 22 - 40, etc. up to 82 - 100, Mounting type: Snap into flat marker groove, for terminal block width: 4 mm, Lettering field: 5.15 x 4.15 mm

Zack Marker strip, flat - ZBF 4,LGS:UNGERADE ZAHLEN - 0810850



Zack Marker strip, flat, Strip, white, labeled, Printed horizontally: Odd numbers 1 - 19, 21 - 39, etc. up to 81 - 99, Mounting type: Snap into flat marker groove, for terminal block width: 4 mm, Lettering field: 5.15 x 4.15 mm

Marker for terminal blocks - UC-TMF 4 CUS - 0824630



Marker for terminal blocks, can be ordered: by sheet, white, labeled according to customer specifications, Mounting type: Snap into flat marker groove, for terminal block width: 4.2 mm, Lettering field: 3.6 x 5.1 mm

Marker for terminal blocks - UCT-TMF 4 CUS - 0829651



Marker for terminal blocks, can be ordered: by sheet, white, labeled according to customer specifications, Mounting type: Snap into flat marker groove, for terminal block width: 4.2 mm, Lettering field: 3.4 x 4.7 mm

Mounting rail

DIN rail perforated - NS 35/ 7,5 PERF 2000MM - 0801733



DIN rail, material: steel galvanized and passivated with a thick layer, perforated, height 7.5 mm, width 35 mm, length: 2000 mm

Feed-through terminal block - ST 1,5 - 3031076

Accessories

DIN rail, unperforated - NS 35/ 7,5 UNPERF 2000MM - 0801681



DIN rail, material: Steel, unperforated, height 7.5 mm, width 35 mm, length: 2 m

DIN rail perforated - NS 35/ 7,5 WH PERF 2000MM - 1204119



DIN rail 35 mm (NS 35)

DIN rail - NS 35/ 7,5 WH UNPERF 2000MM - 1204122



DIN rail 35 mm (NS 35)

DIN rail, unperforated - NS 35/ 7,5 AL UNPERF 2000MM - 0801704



DIN rail, unperforated, Width: 35 mm, Height: 7.5 mm, Length: 2000 mm, Color: silver

DIN rail perforated - NS 35/ 7,5 ZN PERF 2000MM - 1206421



DIN rail, material: Galvanized, perforated, height 7.5 mm, width 35 mm, length: 2 m

Feed-through terminal block - ST 1,5 - 3031076

Accessories

DIN rail, unperforated - NS 35/ 7,5 ZN UNPERF 2000MM - 1206434



DIN rail, material: Galvanized, unperforated, height 7.5 mm, width 35 mm, length: 2 m

DIN rail, unperforated - NS 35/ 7,5 CU UNPERF 2000MM - 0801762



DIN rail, material: Copper, unperforated, height 7.5 mm, width 35 mm, length: 2 m

End cap - NS 35/ 7,5 CAP - 1206560



DIN rail end piece, for DIN rail NS 35/7.5

DIN rail perforated - NS 35/15 PERF 2000MM - 1201730



DIN rail, material: steel galvanized and passivated with a thick layer, perforated, height 15 mm, width 35 mm, length: 2000 mm

DIN rail, unperforated - NS 35/15 UNPERF 2000MM - 1201714



DIN rail, material: Steel, unperforated, height 15 mm, width 35 mm, length: 2 m

Feed-through terminal block - ST 1,5 - 3031076

Accessories

DIN rail perforated - NS 35/15 WH PERF 2000MM - 0806602



DIN rail 35 mm (NS 35)

DIN rail - NS 35/15 WH UNPERF 2000MM - 1204135



DIN rail 35 mm (NS 35)

DIN rail, unperforated - NS 35/15 AL UNPERF 2000MM - 1201756



DIN rail, deep drawn, high profile, unperforated, 1.5 mm thick, material: aluminum, height 15 mm, width 35 mm, length 2000 mm

DIN rail perforated - NS 35/15 ZN PERF 2000MM - 1206599



DIN rail, material: Galvanized, perforated, height 15 mm, width 35 mm, length: 2 m

DIN rail, unperforated - NS 35/15 ZN UNPERF 2000MM - 1206586



DIN rail, material: Galvanized, unperforated, height 15 mm, width 35 mm, length: 2 m

Feed-through terminal block - ST 1,5 - 3031076

Accessories

DIN rail, unperforated - NS 35/15 CU UNPERF 2000MM - 1201895



DIN rail, material: Copper, unperforated, 1.5 mm thick, height 15 mm, width 35 mm, length: 2 m

End cap - NS 35/15 CAP - 1206573



DIN rail end piece, for DIN rail NS 35/15

DIN rail, unperforated - NS 35/15-2,3 UNPERF 2000MM - 1201798



DIN rail, material: Steel, unperforated, 2.3 mm thick, height 15 mm, width 35 mm, length: 2 m

Partition plate

Partition plate - ATP-ST 4 - 3030721



Partition plate, Length: 61 mm, Width: 2 mm, Height: 42 mm, Color: gray

Spacer plate - DP PS-4 - 3036712



Spacer plate, Length: 22.4 mm, Width: 4.2 mm, Height: 29 mm, Number of positions: 1, Color: red

Screwdriver tools

Feed-through terminal block - ST 1,5 - 3031076

Accessories

Screwdriver - SZF 0-0,4X2,5 - 1204504



Actuation tool, for ST terminal blocks, also suitable for use as a bladed screwdriver, size: 0.4 x 2.5 x 75 mm, 2-component grip, with non-slip grip

Terminal marking

Zack marker strip - ZB 4 :UNBEDRUCKT - 0805001



Zack marker strip, Strip, white, unlabeled, can be labeled with: Plotter, Mounting type: Snap into tall marker groove, for terminal block width: 4.2 mm, Lettering field: 4.2 x 10.5 mm

Marker for terminal blocks - UC-TM 4 - 0818111



Marker for terminal blocks, Sheet, white, unlabeled, can be labeled with: BLUEMARK CLED, BLUEMARK LED, Plotter, Mounting type: Snap into tall marker groove, for terminal block width: 4.2 mm, Lettering field: 3.6 x 10.5 mm

Marker for terminal blocks - UCT-TM 4 - 0828732



Marker for terminal blocks, Sheet, white, unlabeled, can be labeled with: THERMOMARK CARD, BLUEMARK CLED, BLUEMARK LED, TOPMARK LASER, Mounting type: Snap into tall marker groove, for terminal block width: 4.2 mm, Lettering field: 3.6 x 10.5 mm

Zack Marker strip, flat - ZBF 4:UNBEDRUCKT - 0808587



Zack Marker strip, flat, Strip, white, unlabeled, can be labeled with: Plotter, Mounting type: Snap into flat marker groove, for terminal block width: 4 mm, Lettering field: 4.2 x 5.2 mm

Feed-through terminal block - ST 1,5 - 3031076

Accessories

Marker for terminal blocks - UC-TMF 4 - 0818166



Marker for terminal blocks, Sheet, white, unlabeled, can be labeled with: BLUEMARK CLED, BLUEMARK LED, Plotter, Mounting type: Snap into flat marker groove, for terminal block width: 4.2 mm, Lettering field: 3.6 x 5.1 mm

Marker for terminal blocks - UCT-TMF 4 - 0828742



Marker for terminal blocks, Sheet, white, unlabeled, can be labeled with: THERMOMARK CARD, BLUEMARK CLED, BLUEMARK LED, TOPMARK LASER, Mounting type: Snap into flat marker groove, for terminal block width: 4.2 mm, Lettering field: 3.4 x 4.7 mm

Test plug terminal block

Reducing plug - RPS - 0201647



Reducing plug, Color: gray

Test plugs - MPS-MT - 0201744



Test plugs, Color: silver

Test plugs - PS-4 - 3030970



Test plugs, Color: red

Test socket

Feed-through terminal block - ST 1,5 - 3031076

Accessories

Test adapter - PAI-4 - 3030925



4 mm test adapter, for terminal blocks with 4.2 mm pitch

Drawings

Circuit diagram



Phoenix Contact 2015 © - all rights reserved
<http://www.phoenixcontact.com>