

Panel feed-through terminal block - HDFK 4 GNYE - 0707866

Please be informed that the data shown in this PDF Document is generated from our Online Catalog. Please find the complete data in the user's documentation. Our General Terms of Use for Downloads are valid (<http://phoenixcontact.com/download>)




Panel feed-through terminal block, connection method: Screw connection, Screw connection, number of positions: 1, load current: 41 A, cross section: 0.2 mm² - 6 mm², AWG 24 - 10, connection direction of the conductor to plug-in direction: 0 °, width: 8.1 mm, color: green-yellow

The figure shows version HDFK 4 in gray



Key Commercial Data

| | |
|--------------------------------------|---|
| Packing unit | 50 pc |
| Minimum order quantity | 50 pc |
| GTIN |  4 017918 004255 |
| GTIN | 4017918004255 |
| Weight per Piece (excluding packing) | 0.009 kg |
| Custom tariff number | 85369010 |
| Country of origin | Greece |

Technical data

General

| | |
|--|-------------------|
| Number of levels | 1 |
| Number of connections | 2 |
| Nominal cross section | 4 mm ² |
| Color | green-yellow |
| Insulating material | PA |
| Flammability rating according to UL 94 | V0 |
| Rated surge voltage | 6 kV |
| Degree of pollution | 3 |
| Overvoltage category | III |
| Insulating material group | I |
| Nominal current I _N | 32 A |
| Maximum load current | 41 A |

Panel feed-through terminal block - HDFK 4 GNYE - 0707866

Technical data

General

| | |
|-----------------------|---|
| Nominal voltage U_N | 400 V (with metal panels of 1 mm ... 2,5 mm and plastic panels of 1 mm ... 4 mm. with metal panels over 2.5 mm ... 4 mm: 250 V) |
| | 250 V (With metal panels over 2.5 mm ... 4 mm) |
| | 400 V (With plastic panels of 1 mm ... 4 mm) |
| Open side panel | No |
| Number of positions | 1 |

Dimensions

| | |
|-------|--------|
| Width | 8.1 mm |
| Pitch | 8.1 mm |

Connection data

| | |
|---|----------------------|
| Connection side | Level 1 ext. 1 |
| Connection method | Screw connection |
| Conductor cross section solid min. | 0.2 mm ² |
| Conductor cross section solid max. | 6 mm ² |
| Conductor cross section flexible min. | 0.2 mm ² |
| Conductor cross section flexible max. | 4 mm ² |
| Conductor cross section AWG min. | 24 |
| Conductor cross section AWG max. | 10 |
| Conductor cross section flexible, with ferrule without plastic sleeve min. | 0.25 mm ² |
| Conductor cross section flexible, with ferrule without plastic sleeve max. | 4 mm ² |
| Conductor cross section flexible, with ferrule with plastic sleeve min. | 0.25 mm ² |
| Conductor cross section flexible, with ferrule with plastic sleeve max. | 4 mm ² |
| 2 conductors with same cross section, solid min. | 0.2 mm ² |
| 2 conductors with same cross section, solid max. | 1.5 mm ² |
| 2 conductors with same cross section, stranded min. | 0.2 mm ² |
| 2 conductors with same cross section, stranded max. | 1.5 mm ² |
| 2 conductors with same cross section, stranded, ferrules without plastic sleeve, min. | 0.25 mm ² |
| 2 conductors with same cross section, stranded, ferrules without plastic sleeve, max. | 1.5 mm ² |
| 2 conductors with same cross section, stranded, TWIN ferrules with plastic sleeve, min. | 0.5 mm ² |
| 2 conductors with same cross section, stranded, TWIN ferrules with plastic sleeve, max. | 2.5 mm ² |
| Cross section with insertion bridge, solid max. | 4 mm ² |
| Cross section with insertion bridge, stranded max. | 2.5 mm ² |
| Stripping length | 9 mm |
| Internal cylindrical gage | A4 |
| Screw thread | M3 |
| Tightening torque, min | 0.6 Nm |
| Tightening torque max | 0.8 Nm |

Panel feed-through terminal block - HDFK 4 GNYE - 0707866

Technical data

Connection data

| | |
|---------------------------------------|---------------------|
| Connection side | Level 1 int. 1 |
| Connection method | Screw connection |
| Conductor cross section solid min. | 0.2 mm ² |
| Conductor cross section solid max. | 6 mm ² |
| Conductor cross section flexible min. | 0.2 mm ² |
| Conductor cross section flexible max. | 4 mm ² |
| Conductor cross section AWG min. | 24 |
| Conductor cross section AWG max. | 10 |
| Internal cylindrical gage | A4 |

Standards and Regulations

| | |
|--|----------|
| Connection in acc. with standard | CSA |
| | IEC / EN |
| Flammability rating according to UL 94 | V0 |

Environmental Product Compliance

| | |
|------------|---|
| REACH SVHC | Lead 7439-92-1 |
| China RoHS | Environmentally Friendly Use Period = 50 |
| | For details about hazardous substances go to tab "Downloads", Category "Manufacturer's declaration" |

Classifications

eCl@ss

| | |
|------------|----------|
| eCl@ss 4.0 | 27141131 |
| eCl@ss 4.1 | 27141131 |
| eCl@ss 5.0 | 27141134 |
| eCl@ss 5.1 | 27141100 |
| eCl@ss 6.0 | 27141100 |
| eCl@ss 7.0 | 27141134 |
| eCl@ss 8.0 | 27141134 |
| eCl@ss 9.0 | 27141134 |

ETIM

| | |
|----------|----------|
| ETIM 2.0 | EC001283 |
| ETIM 3.0 | EC001283 |
| ETIM 4.0 | EC001283 |
| ETIM 5.0 | EC001283 |
| ETIM 6.0 | EC001283 |
| ETIM 7.0 | EC001283 |

UNSPSC

| | |
|-------------|----------|
| UNSPSC 6.01 | 30211811 |
|-------------|----------|

Panel feed-through terminal block - HDFK 4 GNYE - 0707866

Classifications

UNSPSC

| | |
|---------------|----------|
| UNSPSC 7.0901 | 39121410 |
| UNSPSC 11 | 39121410 |
| UNSPSC 12.01 | 39121410 |
| UNSPSC 13.2 | 39121410 |

Approvals


Approvals


Approvals


CSA / KEMA-KEUR / IECEE CB Scheme / EAC / cULus Recognized

Ex Approvals

Approval details

| | | | |
|----------------------------|---|---|-------|
| CSA |  | http://www.csagroup.org/services-industries/product-listing/ | 13631 |
| Nominal voltage UN | | 300 V | |
| Nominal current IN | | 30 A | |
| mm ² /AWG/kcmil | | 22-10 | |

| | | | |
|----------------------------|---|---|------------|
| KEMA-KEUR |  | http://www.dekra-certification.com | 2169260.01 |
| Nominal voltage UN | | 250 V | |
| Nominal current IN | | 32 A | |
| mm ² /AWG/kcmil | | 4 | |

| | | | |
|----------------------------|---|---|----------|
| IECEE CB Scheme |  | http://www.iecee.org/ | NL-29947 |
| Nominal voltage UN | | 250 V | |
| Nominal current IN | | 32 A | |
| mm ² /AWG/kcmil | | 4 | |

Panel feed-through terminal block - HDFK 4 GNYE - 0707866

Approvals

| | | |
|-----|--|---------|
| EAC | | B.01742 |
|-----|--|---------|

| | | | |
|----------------------------|-------|---|-----------------|
| cULus Recognized | | http://database.ul.com/cgi-bin/XYV/template/LISEXT/1FRAME/index.htm | E60425-19870911 |
| | B | D | |
| Nominal voltage UN | 300 V | 300 V | |
| Nominal current IN | 30 A | 10 A | |
| mm ² /AWG/kcmil | 30-10 | 30-10 | |

Accessories

Accessories

Insertion bridge

Insertion bridge - EBS 2- 8 - 3118151



Insertion bridge, pitch: 8 mm, number of positions: 2, color: gray

Insertion bridge - EBS 3- 8 - 3118148



Insertion bridge, pitch: 8 mm, number of positions: 3, color: gray

Insertion bridge - EBS 10- 8 - 3118135



Insertion bridge, pitch: 8 mm, number of positions: 10, color: gray

Terminal marking

Panel feed-through terminal block - HDFK 4 GNYE - 0707866

Accessories

Zack marker strip - ZB 6:UNBEDRUCKT - 1051003



Zack marker strip, Strip, white, unlabeled, can be labeled with: PLOTMARK, CMS-P1-PLOTTER, mounting type: snap into tall marker groove, for terminal block width: 6.2 mm, lettering field size: 6.15 x 10.5 mm

Phoenix Contact 2019 © - all rights reserved
<http://www.phoenixcontact.com>