



### Main

Range of product	Preventa Safety automation
Product or component type	Configurable safety controller
Safety module name	XPSMC
Safety use category	Category 4 maximum conforming to EN 954-1/EN/ISO 13849-1 PLE maximum conforming to EN/ISO 13849-1 SIL 3 maximum conforming to IEC 61508
Type of start	Configurable
Standards	EN 954-1/EN/ISO 13849-1 EN/IEC 61496-1 IEC 61508 EN/IEC 60204-1 EN 1760-1/ISO 13856-1 EN 574/ISO 13851 EN/IEC 60947-5-1
Product certifications	CSA UL TÜV
[Us] rated supply voltage	24 V DC - 20...20 %
Number of inputs	32
Communication port protocol	Modbus with 1 RJ45 port(s), serial link, transmission rate: 1200 bps, 2400 bps, 4800 bps, 9600 bps or 19200 bps Profibus with 1 SUB-D 9-pin female port(s), serial link, transmission rate: 12 Mbps
Safety level	Can reach PL e/category 4 conforming to EN 954-1/EN/ISO 13849-1 Can reach SIL 3 conforming to IEC 61508

### Complementary

Function of module	Dynamic monitoring of hydraulic valves on linear presses Eccentric press Emergency stop monitoring, with or without time delay, 1 or 2-channel wiring Enabling switch monitoring, 2 or 3 contacts Foot switch monitoring Guard monitoring for injection presses and blowing machines
--------------------	---

Guard monitoring with 1 or 2 limit switches  
 Hydraulic press  
 Magnetic switch monitoring  
 Monitoring safety stop at top dead centre on eccentric press  
 Muting function of light curtains  
 Position selector  
 Safety mat monitoring  
 Safety time delays  
 Shaft/chain breaking monitor  
 Zero speed detection  
 Light curtain monitoring category 4 conforming to EN/IEC 61496  
 Two-hand control category 3 conforming to EN 574/ISO 13851

Synchronisation time between inputs	Depending on configuration selected
Power consumption in W	12 W
Input protection type	External fuse 16 A
[Uc] control circuit voltage	28.8 V
Maximum line resistance	100 Ohm <2000 m
Output type	2 relays, 2 NO contacts (4 NO total) circuit(s) Solid state, 6 circuit(s), volt-free
Breaking capacity	180 VA holding AC-15 C300 relay output 1800 VA inrush AC-15 C300 relay output
Breaking capacity	2 A at 24 V for static output circuit 1.5 A at 24 V (DC-13) time constant: 50 ms for relay output
Output thermal current	4 A for both outputs simultaneously 6 A for 1 output and 2 A for the other for relay output
[Ith] conventional free air thermal current	16 A for relay output 6.5 A for static output circuit
Associated fuse rating	16 A gL for power supply 4 A gL for relay output 6 A fast blow for relay output
Minimum output current	10 mA for relay output
Minimum output voltage	17 V for relay output
Response time	Configurable : 20 ms or 30 ms with software XPSMCWIN
[Ui] rated insulation voltage	300 V (pollution degree 2) conforming to IEC 60647-5-1, DIN VDE 0110 part 1
[Uimp] rated impulse withstand voltage	4 kV overvoltage category III conforming to IEC 60647-5-1, DIN VDE 0110 part 1
Method of access	Slave
Exchange size	14 words
Number of addresses	1...125 for Profibus 1...247 for Modbus
Parity	Even for Modbus No for Modbus Odd for Modbus
Data format	1 start bit/8 data bits 1 stop bit even or odd 2 stop bits without parity RTU (Remote Terminal Unit) mode
Supported modbus function	01: 8-bit output data/32-bit input data 02: 32-bit input data/8-bit output data 03: information and errors
Local signalling	48 LEDs
Mounting support	Mounting plate
Depth	153 mm
Height	151.5 mm
Width	74 mm
Net weight	0.84 kg

## Environment

IP degree of protection	IP20 conforming to EN/IEC 60529
Ambient air temperature for operation	-10...55 °C
Ambient air temperature for storage	-25...85 °C

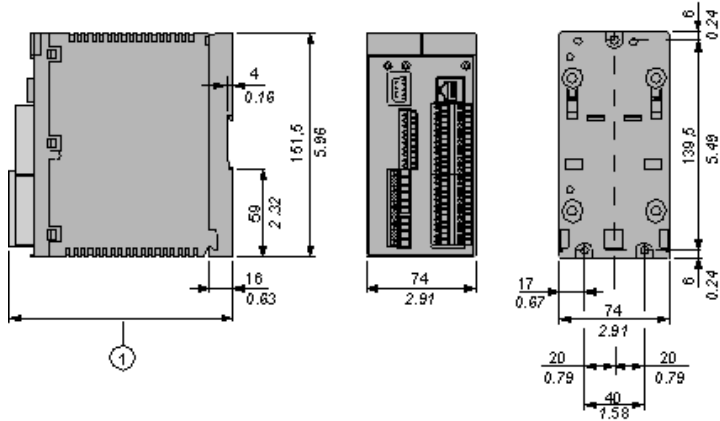
## Offer Sustainability

Sustainable offer status	Green Premium product
REACH Regulation	<a href="#">REACH Declaration</a>
EU RoHS Directive	Pro-active compliance (Product out of EU RoHS legal scope) <a href="#">EU RoHS Declaration</a>
Mercury free	Yes
RoHS exemption information	<a href="#">Yes</a>
China RoHS Regulation	<a href="#">China RoHS declaration</a>
Environmental Disclosure	<a href="#">Product Environmental Profile</a>
Circularity Profile	<a href="#">End of Life Information</a>
WEEE	The product must be disposed on European Union markets following specific waste collection and never end up in rubbish bins

## Contractual warranty

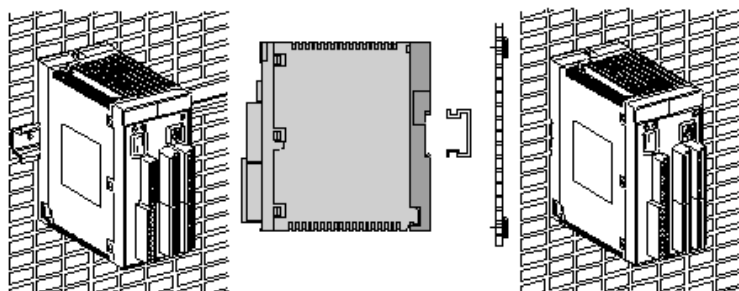
Warranty	18 months
----------	-----------

## Dimensions



- 1 When using XPSMCTS• connectors this dimension is 153 mm (6.02 in)  
When using XPSMCTC• connectors this dimension is 151,5 mm (5.96 in)

## Installation



Metal adaptor for fixing on metal: DIN rail 35 mm/1.38 in.

## Wiring Diagrams

### Refer to the Instruction Sheet

To download the instruction sheet, follow below procedure:

**XPSAC5121**  
module XPSAC - Emergency stop - 24 V AC DC  
[Download XPSAC5121 product datasheet](#)

Download & Documents 1 to 3 of 3 (Total: -1)

**Instruction sheet**

XPSAC... Safety module for emergency stop and switch monitoring	English 2012-07-04	pdf (29)
---	--------------------	----------

**Image of product**

Emergency stop and switch monitoring	2010-11-10	(Select :)
--------------------------------------	------------	------------

**Certificate**

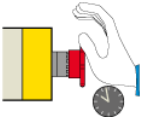
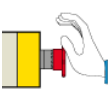
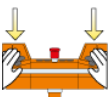




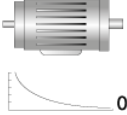
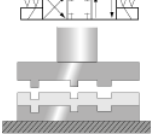

Russian certificate	English 2010-07-07	pdf (60)
---------------------	--------------------	----------

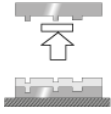

1

2

- 1 Click on Download & Documents.
- 2 Click on Instruction sheet.

Safety Functions

	<ul style="list-style-type: none"> <li>• Emergency stop monitoring with time delay:           <ul style="list-style-type: none"> <li>○ 1 channel wiring, with automatic start.</li> <li>○ 2 channel wiring, with start button.</li> </ul> </li> </ul>
	<ul style="list-style-type: none"> <li>• Emergency stop monitoring without time delay:           <ul style="list-style-type: none"> <li>○ 1 channel wiring, with automatic start.</li> <li>○ 2 channel wiring, with start button.</li> </ul> </li> </ul>
	<ul style="list-style-type: none"> <li>• Two-hand control.</li> </ul>
	<ul style="list-style-type: none"> <li>• Guard monitoring:           <ul style="list-style-type: none"> <li>○ with 1 limit switch.</li> <li>○ with 2 limit switches.</li> <li>○ with 2 limit switches, with guard locking.</li> </ul> </li> <li>• Guard monitoring for injection presses and blowing machines.</li> </ul>
	<ul style="list-style-type: none"> <li>• Magnetic switch monitoring.</li> </ul>
	<ul style="list-style-type: none"> <li>• Sensing mat monitoring.</li> </ul>
	<ul style="list-style-type: none"> <li>• Light curtains monitoring:           <ul style="list-style-type: none"> <li>○ Relay output type.</li> <li>○ Solid-state output type.</li> </ul> </li> <li>• "Muting" function for light curtains.</li> </ul>
	<ul style="list-style-type: none"> <li>• Zero speed detection.</li> </ul>
	<ul style="list-style-type: none"> <li>• Dynamic monitoring of hydraulic valves on linear presses.</li> </ul>
	<ul style="list-style-type: none"> <li>• Safety time delays.</li> </ul>

	<ul style="list-style-type: none"><li>• Monitoring safety stop at top dead centre on eccentric press.</li><li>• Hydraulic press.</li><li>• Eccentric press.</li></ul>
	<ul style="list-style-type: none"><li>• Enabling switching monitoring:<ul style="list-style-type: none"><li>○ 2 contact type.</li><li>○ 3 contact type.</li></ul></li></ul>

Other functions:

- Foot switch monitoring
- Chain shaft breakage monitoring
- Position selector