



Features

- Low in height, suitable for thin equipment
- Ceramic package and metal lid assures high reliability
- Tight tolerance and stability available

Applications

- High density applications
- Modem, communication and test equipment
- PCMCIA, wireless applications
- Automotive applications

General Specifications

Frequency Range	6.000 to 150.000MHz	
Mode of Oscillation	Fundamental	6.000 to 48.000MHz
	Third Overtone	40.000 to 150.000MHz
Frequency Tolerance at 25°C	±10ppm to ±30ppm (±30ppm standard)	
Frequency Stability over Temperature Range	See Stability vs. Temperature Table	
Storage Temperature	-55°C to +125°C	
Aging per Year	±3PPM max.	
Load Capacitance C_L	10pF to 32pF and Series Resonance	
Shunt Capacitance C_1	7.0pF max.	
Equivalent Series Resistance (ESR)	See ESR Table	
Drive Level	100 µW typ.	
Insulation Resistance (M Ohm)	500 at 100Vdc ±15Vdc	

Equivalent Series Resistance (ESR)

Frequency Range - MHz	Ohms max.	Mode of Operation
6.000 to 10.000	110	Fundamental
10.100 to 12.000	60	
12.100 to 20.000	45	
20.100 to 48.000	30	
40.000 to 150.000	60	Third Overtone

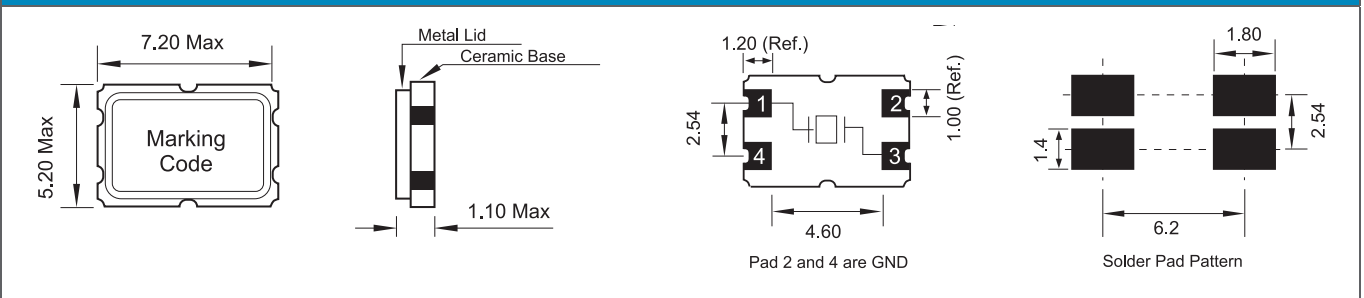
custom values available upon request

Frequency Stability vs. Temperature

Operating Temperature	±10ppm	±20ppm	±30ppm	±50ppm	±100ppm
-20°C - +70°C	○	○	○	○	○
-40°C - +85°C	○	○	●	○	○
-40°C - +105°C	-	-	-	○	○
-40°C - +125°C	-	-	-	-	○

● standard ○ available

Mechanical Dimensions



Part Numbering Guide

Quartz-technik Code	Package	Nominal Frequency (in MHz)	Vibration Mode	Load Capacitance	Frequency Tolerance	Operating Temperature Range	Frequency Stability	Automotive Indicator	Packaging
QT = Quartz-technik	C7A = 5x7 4-Pad SMD	7 digits including the decimal point (f.i.e. 12.0000)	F = AT-Fund	S = Series A = 8pF B = 12pF C = 16pF D = 18pF E = 20 pF	T1 = ±10ppm T2 = ±20ppm T3 = ±30ppm T5 = ±50ppm T0 = ±100ppm	C = -20 - +70°C I = -40 - +85°C E = -20 - +105°C A = -40 - +125°C	10 = ±10ppm 15 = ±15ppm 20 = ±20ppm 30 = ±30ppm 50 = ±50ppm 00 = ±100ppm	A = AEC-Q200	M = 250pcs Tape&Reel R = 1000pcs Tape&Reel B = Bulk

Example: QTC7A12.0000FBT3I30R

bold letters = recommended standard specification



QT Quartztechnik GmbH

Quartz Crystals • Oscillators • Sensor Technology

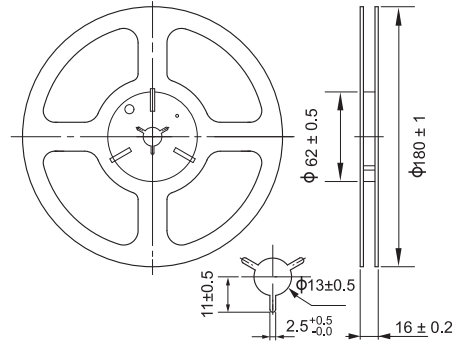
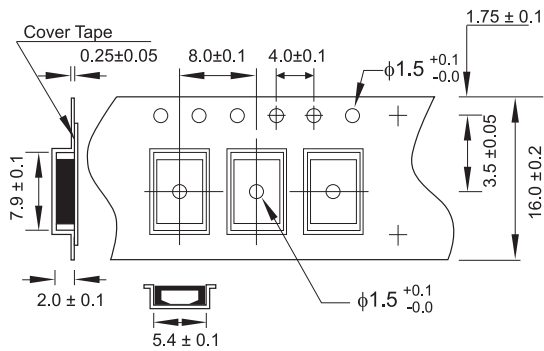
Alte Darscheider Strasse 15
54550 Daun • Germany

Phone: +49 0 6592-92070
Fax: +49 0 6592-7670

info@quartztechnik.com
www.quartztechnik.com



Tape and Reel Dimensions



Marking Code Guide

Contains frequency, Quarztechnik manufacturing Code, production code (month and year) and load capacitance.

Month Codes

January	A	July	G
February	B	August	H
March	C	September	I
April	D	October	J
May	E	November	K
June	F	December	L

Year Codes

2010	0	2011	1	2012	2
2013	3	2014	4	2015	5
2016	6	2017	7	2018	8

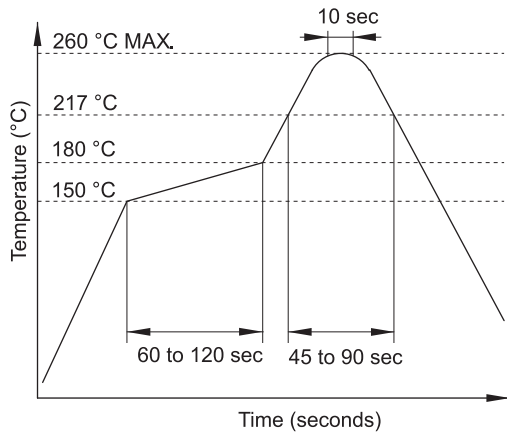
Load Capacitance Code in pF

pF	PN Code	pF	PN Code
12	A	16	F
18	B	20	G
6	C	22	H
8	D	30	I
10	E	S	S

Example: First Line: 12.000 (Frequency)

Second Line: QA1A (Quarztechnik - January - 2011 - 12 pF)

Solder Reflow Profile



Environmental Specifications

Mechanical Shock	MIL-STD-202, Method 213, C
Vibration	MIL-STD-202, Method 201 & 204
Thermal Cycle	MIL-STD, Method 1010, B
Gross Leak	MIL-STD-202, Method 112
Fine Leak	MIL-STD-202, Method 112



QT Quarztechnik GmbH

Quartz Crystals • Oscillators • Sensor Technology

Alte Darscheider Strasse 15
54550 Daun • Germany

Phone: +49 0 6592-92070
Fax: +49 0 6592-7670

info@quarztechnik.com
www.quarztechnik.com

