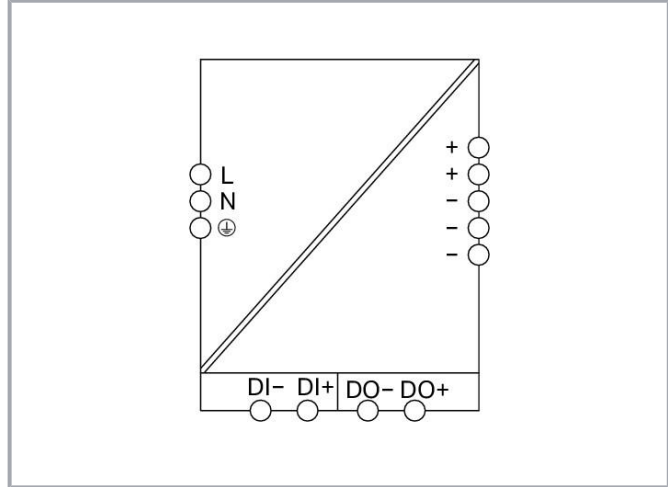


Data sheet | Item number: 2787-2147

Power supply; Pro 2; 1-phase; 24 VDC output voltage; 20 A output current;
TopBoost + PowerBoost; communication capability



www.wago.com/2787-2147



Subject to changes. Please also observe the further product documentation!

WAGO GmbH & Co. KG
Hansastr. 27
32423 Minden
Phone: +49571 887-0 | Fax: +49571 887-169
Email: info.de@wago.com | Web: www.wago.com

Do you have any questions about our products?
We are always happy to take your call at +49 (571) 887-44222.



Item description

Features:

- Power supply with TopBoost, PowerBoost and configurable overload behavior
- Configurable digital signal input and output, optical status indication, function keys
- Communication interface for configuration and monitoring
- Optional connection to IO-Link
- Suitable for both parallel and series operation
- Natural convection cooling when horizontally mounted
- Pluggable connection technology
- Electrically isolated output voltage (SELV/PELV) per EN 61010-2-201/UL 61010-2-201
- Marker slot for WAGO marking cards (WMB) and WAGO marking strips

Subject to changes. Please also observe the further product documentation!



Data

Technical data

Input

Phases	1
Nominal input voltage $U_{i\text{ nom}}$	1 x AC 100 ... 240 V
Input voltage range	AC 90 ... 264 V; DC 130 ... 240 V
Nominal mains frequency range	47 ... 63 Hz; 0 Hz
Input current I_i	≤ 2.2 A (240 VAC; Nominal load); ≤ 5.9 A (100 VAC; Nominal load)
Inrush current	≤ 12 A (after 1 ms)
Power factor	≥ 0.98 (240 VAC)
Power factor correction (PFC)	Active
Mains failure hold-up time	≥ 24 ms (230 VAC)

Output

Nominal output voltage $U_{o\text{ nom}}$	DC 24 V (SELV)
Output voltage range	DC 24 ... 28 V (adjustable)
Default setting	DC 24 V
Nominal output current $I_{o\text{ nom}}$	20 A (24 VDC)
Nominal output power	480 W
Control deviation	≤ 1 %
Residual ripple	≤ 70 mV (peak-to-peak)
Current limitation	$1.1 \times I_{o\text{ nom}}$ (typ.)
Overload behavior	TopBoost/PowerBoost/Time-limited constant current mode (other overload behaviors can be set)
PowerBoost	DC 30 A (5 s)
TopBoost	up to 600 %

Signaling and communication

Signaling	Optical status indication (DC OK; load; warning and error states) Digital signal input and output (DI/DO)
Communication	Communication interface, can be used with WAGO USB Communication Cable (750-923) or IO-Link Communication Module (2789-9080), Modbus RTU Communication Module (2789-9015) or Modbus TCP Communication Module (2789-9052)

Subject to changes. Please also observe the further product documentation!



Efficiency/power losses

Power loss P_I	≤ 1.3 W (Standby); ≤ 2.6 W (No load); ≤ 24 W (230 VAC; Nominal load)
Efficiency (typ.)	95.4 % (230 VAC; 20 A; 25 °C)

Circuit protection

Internal fuse	T 10 A / 250 VAC
Required backup fusing	An external DC fuse is required for the DC input voltage.
Recommended backup fusing	16 A (for USA/Canada: 15 A)

Safety and protection

Isolation voltage (pri.-sec., AC)	3,510 V
Isolation voltage (pri.-GND, AC)	2,200 V
Isolation voltage (Sec.-GND)	DC 0.5 kV
Isolation voltage (Sec.-Signal)	DC 0.5 kV
Protection class	I
Protection type	IP20
Note on protection type	Per EN 60529
Resistance to reverse feed	≤ DC 35 V
Overvoltage category	III (≤ 2000 m a. s.l.); II (> 2000 m a. s.l.)
Pollution degree	2
Transient suppression (primary)	Yes
Overvoltage protection; secondary	Internal protective circuit ≤ 35 VDC (in the event of a fault)
Short-circuit-protected	Yes
Open-circuit-proof	Yes
Parallel operation	Yes
Series operation	Yes
MTBF	> 800,000 h (per IEC 61709)

Connection data

Connection type (1)	Input/Signaling
Connection technology	CAGE CLAMP®
WAGO Connector	WAGO 721 Series
Solid conductor	0.08 ... 2.5 mm ² / 28 ... 12 AWG
Fine-stranded conductor	0.08 ... 2.5 mm ² / 28 ... 12 AWG
Fine-stranded conductor; with insulated ferrule	0.25 ... 1.5 mm ² / 20 ... 16 AWG

Subject to changes. Please also observe the further product documentation!

WAGO GmbH & Co. KG
 Hansastr. 27
 32423 Minden
 Phone: +49571 887-0 | Fax: +49571 887-169
 Email: info.de@wago.com | Web: www.wago.com

Do you have any questions about our products?
 We are always happy to take your call at +49 (571) 887-44222.



Fine-stranded conductor; with uninsulated ferrule	0.25 ... 2.5 mm ² / 20 ... 14 AWG
Strip length	8 ... 9 mm / 0.31 ... 0.35 inch
Connection type 2	Output
Connection technology 2	Push-in CAGE CLAMP®
WAGO Connector 2	WAGO 831 Series
Solid conductor 2	0.5 ... 10 mm ² / 20 ... 8 AWG
Fine-stranded conductor 2	0.5 ... 10 mm ² / 20 ... 8 AWG
Fine-stranded conductor; with insulated ferrule 2	0.5 ... 6 mm ²
Fine-stranded conductor; with uninsulated ferrule 2	0.5 ... 6 mm ²
Strip length 2	13 ... 15 mm / 0.51 ... 0.59 inch

Physical data

Width	70 mm / 2.756 inch
Height	130 mm / 5.118 inch
Depth from upper edge of DIN-rail	130 mm / 5.118 inch
Note (dimensions)	Height without connector Height with connector: 169 mm

Mechanical data

Mounting type	DIN-35 rail
---------------	-------------

Material data

Fire load	0.59 MJ
Weight	1450 g

Environmental requirements

Surrounding air temperature (operation)	-25 ... 70 °C (Device starts at -40 °C (type-tested))
Surrounding air temperature (storage)	-40 ... 85 °C
Relative humidity	5 ... 96 % (no condensation permissible)
Derating	-1 %/V (> +40 °C and U _i < 100 VAC); -3 %/K (> +55 °C and U _i < 230 VAC); -3 %/K (> +60 °C and U _i ≥ 230 VAC); -5 %/V (U _o > 24 VDC)
Operating altitude (max.)	5000 m

Standards and specifications

Conformity marking	CE
Standards/Specifications	EN 61010-1

Subject to changes. Please also observe the further product documentation!



EN 61010-2-201
 EN 61204-3
 UL 61010-1
 UL 61010-2-201

Commercial data

PU (SPU)	1 Stück
Packaging type	box
Country of origin	CN
GTIN	4055143878364
Customs tariff number	85044082900

Approvals / Certificates

UL-Approvals



Logo	Approval	Additional Approval Text	Certificate name
	UL Underwriters Laboratories Inc.	UL 61010-2-201	E255817
	UL Underwriters Laboratories Inc.	UL 121201	A- E198726

Optional accessories

Cables and pluggable connectors

Communication cable	
Item no.: 750-923 Configuration cable; USB connector; Length: 2.5 m	www.wago.com/750-923
Item no.: 750-923/000-001 Configuration cable; USB connector; Length: 5 m	www.wago.com/750-923/000-001

Tool

Operating tool	
 Item no.: 210-721 Operating tool; Blade: 5.5 x 0.8 mm; with a partially insulated shaft; multicoloured	www.wago.com/210-721
 Item no.: 210-720 Operating tool; Blade: 3.5 x 0.5 mm; with a partially insulated shaft; multicoloured	www.wago.com/210-720

Subject to changes. Please also observe the further product documentation!

WAGO GmbH & Co. KG
 Hansastr. 27
 32423 Minden
 Phone: +49571 887-0 | Fax: +49571 887-169
 Email: info.de@wago.com | Web: www.wago.com

Do you have any questions about our products?
 We are always happy to take your call at +49 (571) 887-44222.

Marking accessories

Marking strip



Item no.: 2009-110

Marking strips; for Smart Printer; on reel; not stretchable; plain; snap-on type; white

www.wago.com/2009-110

Marker



Item no.: 2009-115

WMB-Inline; for Smart Printer; 1500 pieces on roll; stretchable 5 - 5.2 mm; plain; snap-on type; white

www.wago.com/2009-115

Ferrule

Ferrule



Item no.: 216-203

Ferrule; Sleeve for 1 mm² / AWG 18; insulated; electro-tin plated; red

www.wago.com/216-203



Item no.: 216-206

Ferrule; Sleeve for 2.5 mm² / AWG 14; insulated; electro-tin plated; blue

www.wago.com/216-206



Item no.: 216-207

Ferrule; Sleeve for 4 mm² / AWG 12; insulated; electro-tin plated; gray

www.wago.com/216-207



Item no.: 216-202

Ferrule; Sleeve for 0.75 mm² / 18 AWG; insulated; electro-tin plated; gray

www.wago.com/216-202



Item no.: 216-204

Ferrule; Sleeve for 1.5 mm² / AWG 16; insulated; electro-tin plated; black

www.wago.com/216-204



Item no.: 216-205

Ferrule; Sleeve for 2.08 mm² / AWG 14; insulated; electro-tin plated; yellow

www.wago.com/216-205



Item no.: 216-208

Ferrule; Sleeve for 6 mm² / AWG 10; insulated; electro-tin plated; electrolytic copper; gastight crimped; acc. to DIN 46228, Part 4/09.90; yellow

www.wago.com/216-208



Item no.: 216-201

Ferrule; Sleeve for 0.5 mm² / 20 AWG; insulated; electro-tin plated; white

www.wago.com/216-201



Item no.: 216-223

Ferrule; Sleeve for 1 mm² / AWG 18; insulated; electro-tin plated; red

www.wago.com/216-223



Item no.: 216-241

Ferrule; Sleeve for 0.5 mm² / 20 AWG; insulated; electro-tin plated; electrolytic copper; gastight crimped; acc. to DIN 46228, Part 4/09.90; white

www.wago.com/216-241



Item no.: 216-242

Ferrule; Sleeve for 0.75 mm² / 18 AWG; insulated; electro-tin plated; electrolytic copper; gastight crimped; acc. to DIN 46228, Part 4/09.90; gray

www.wago.com/216-242



Item no.: 216-222

Ferrule; Sleeve for 0.75 mm² / 18 AWG; insulated; electro-tin plated; gray

www.wago.com/216-222



Item no.: 216-221

Ferrule; Sleeve for 0.5 mm² / 20 AWG; insulated; electro-tin plated; white

www.wago.com/216-221

Subject to changes. Please also observe the further product documentation!

WAGO GmbH & Co. KG

Hansastr. 27

32423 Minden

Phone: +49571 887-0 | Fax: +49571 887-169

Email: info.de@wago.com | Web: www.wago.com

Do you have any questions about our products?

We are always happy to take your call at +49 (571) 887-44222.

	Item no.: 216-224 Ferrule; Sleeve for 1.5 mm ² / AWG 16; insulated; electro-tin plated; black	www.wago.com/216-224
	Item no.: 216-243 Ferrule; Sleeve for 1 mm ² / AWG 18; insulated; electro-tin plated; electrolytic copper; gastight crimped; acc. to DIN 46228, Part 4/09.90; red	www.wago.com/216-243
	Item no.: 216-244 Ferrule; Sleeve for 1.5 mm ² / AWG 16; insulated; electro-tin plated; electrolytic copper; gastight crimped; acc. to DIN 46228, Part 4/09.90; black	www.wago.com/216-244
	Item no.: 216-263 Ferrule; Sleeve for 1 mm ² / AWG 18; insulated; electro-tin plated; electrolytic copper; gastight crimped; acc. to DIN 46228, Part 4/09.90; red	www.wago.com/216-263
	Item no.: 216-246 Ferrule; Sleeve for 2.5 mm ² / AWG 14; insulated; electro-tin plated; electrolytic copper; gastight crimped; acc. to DIN 46228, Part 4/09.90; blue	www.wago.com/216-246
	Item no.: 216-266 Ferrule; Sleeve for 2.5 mm ² / AWG 14; insulated; electro-tin plated; electrolytic copper; gastight crimped; acc. to DIN 46228, Part 4/09.90; blue	www.wago.com/216-266
	Item no.: 216-264 Ferrule; Sleeve for 1.5 mm ² / AWG 16; insulated; electro-tin plated; electrolytic copper; gastight crimped; acc. to DIN 46228, Part 4/09.90; black	www.wago.com/216-264
	Item no.: 216-284 Ferrule; Sleeve for 1.5 mm ² / AWG 16; insulated; electro-tin plated; electrolytic copper; gastight crimped; acc. to DIN 46228, Part 4/09.90; black	www.wago.com/216-284
	Item no.: 216-286 Ferrule; Sleeve for 2.5 mm ² / AWG 14; insulated; electro-tin plated; electrolytic copper; gastight crimped; acc. to DIN 46228, Part 4/09.90; blue	www.wago.com/216-286
	Item no.: 216-287 Ferrule; Sleeve for 4 mm ² / AWG 12; insulated; electro-tin plated; electrolytic copper; gastight crimped; acc. to DIN 46228, Part 4/09.90; gray	www.wago.com/216-287
	Item no.: 216-262 Ferrule; Sleeve for 0.75 mm ² / 18 AWG; insulated; electro-tin plated; electrolytic copper; gastight crimped; acc. to DIN 46228, Part 4/09.90; gray	www.wago.com/216-262
	Item no.: 216-301 Ferrule; Sleeve for 0.25 mm ² / AWG 24; insulated; electro-tin plated; yellow	www.wago.com/216-301
	Item no.: 216-321 Ferrule; Sleeve for 0.25 mm ² / AWG 24; insulated; electro-tin plated; yellow	www.wago.com/216-321
	Item no.: 216-322 Ferrule; Sleeve for 0.34 mm ² / 22 AWG; insulated; electro-tin plated; light turquoise	www.wago.com/216-322
	Item no.: 216-267 Ferrule; Sleeve for 4 mm ² / AWG 12; insulated; electro-tin plated; electrolytic copper; gastight crimped; acc. to DIN 46228, Part 4/09.90; gray	www.wago.com/216-267
	Item no.: 216-302 Ferrule; Sleeve for 0.34 mm ² / 22 AWG; insulated; electro-tin plated; light turquoise	www.wago.com/216-302

Subject to changes. Please also observe the further product documentation!



Downloads

Documentation

Manual

Power supply; Pro 2; 1-phase; 24 VDC output voltage; 20 A output current TopBoost + PowerBoost; communication capability	V 1.1.0 28-Jan-2021	pdf 5.4 MB	Download
---	------------------------	---------------	----------

Bid Text

2787-2147_EUSA docx - Datei	04-Jul-2019	docx 23.8 kB	Download
--------------------------------	-------------	-----------------	----------

2787-2147_EUSA X81 - Datei	04-Jul-2019	xml 8.1 kB	Download
-------------------------------	-------------	---------------	----------

ausschreiben.de 2787-2147		URL	Download
---------------------------	--	-----	----------

Instruction Leaflet

WAGO Stromversorgung Pro 2 1-phasig; DC 24 V / 20 A	V 1.1.0 26-Apr-2021	pdf 4.6 MB	Download
--	------------------------	---------------	----------

Additional Information

Disposal; Electrical and electronic equipment, Packaging	V 1.0.0	pdf 265.8 kB	Download
--	---------	-----------------	----------

Engineering-Software

Software for Interface-Products

WAGO Interface Configuration Software G2 FULL The full setup, in addition to the WAGO Interface Configuration Software G2, includes the installation for the Microsoft .NET Framework.	1.0.7.9 08-Apr-2021	exe 114.0 MB	Download
---	------------------------	-----------------	----------

WAGO Interface Configuration Software G2 SMALL The full setup only includes the WAGO Interface Configuration Software G2.	1.0.7.9 08-Apr-2021	exe 30.0 MB	Download
--	------------------------	----------------	----------

WAGO IO-Link Configurator

WAGO IO-Link Configurator WAGO IO-Link Configurator allows configuration, parameterization, operation and monitoring of WAGO IO-Link Masters in the WAGO I/O System 750 and WAGO I/O System Field, and especially of the WAGO IO-Link devices connected to them.	V5.1.1-6015 24-Aug-2021	ZIP 159.6 MB	Download
---	----------------------------	-----------------	----------

Additionally, WAGO IO-Link Configurator can be used for complete configuration and operation of all IO-Link devices of third-party manufacturers, as long as they comply

Subject to changes. Please also observe the further product documentation!

WAGO GmbH & Co. KG
Hansastr. 27
32423 Minden
Phone: +49571 887-0 | Fax: +49571 887-169
Email: info.de@wago.com | Web: www.wago.com

Do you have any questions about our products?
We are always happy to take your call at +49 (571) 887-44222.



with the IO-Link specification. A product's process data can be visualized graphically and stored in trend curves. Up to eight elements can be selected for visualization, and the data can be recorded for up to 24 hours.

Device description files for the IO-Link Masters (IOLM) or IO-Link Devices (IODD) can be used to integrate new devices into the tool at any time. Convenient access to the IO-Link user organization's IODDfinder is available for the IODDs. This allows automated, selective download of IODDs when integrating new IO-Link devices. An integrated IODD viewer allows detailed insight into the IODD device description.

WAGO IO-Link Configurator can be used either as a standalone program or integrated into engineering systems with a TCI interface and WAGO-I/O-CHECK.

IO-Link Configurator can also be used to integrate the IO-Link Master (750-657) of the WAGO I/O System 750 Series and to access all the configurator's functions. This is made possible by the WAGO I/O System 750 IO-Link Adapter, which can be retrofitted. The WAGO I/O System 750 IO-Link Adapter requires the current version of WAGO IO-Link Configurator and a current version of WAGO-I/O-CHECK.

In addition, the download file contains the device descriptions for the respective fieldbus systems of the WAGO I/O System Field modules. These are pre-installed in the Configurator setup.

The WAGO IO-Link Configurator license is assigned to the specific PC on which it is installed (a workstation license).

Register now and test our engineering software for 30 days at no cost.

Runtime Software

Firmware

Stromversorgung; Pro 2; 1-phasig; Ausgangsspannung DC 24 V; Ausgangsstrom 20 A; TopBoost + PowerBoost; kommunikationsfähig	V 010513 12-Oct-2021	zip 1.1 MB	Download
WAGO_FW2787-2147_V010513_W.zip			

CAD/CAE-Data

CAE data

EPLAN Data Portal 2787-2147		URL	Download
ZUKEN Portal 2787-2147		URL	Download

CAD data

2D/3D Models 2787-2147		URL	Download
------------------------	--	-----	----------

Device Files

Device Description File

Device description files 2787-2147	1.1 17-Sep-2019	zip 91.4 kB	Download
------------------------------------	--------------------	----------------	----------

Subject to changes. Please also observe the further product documentation!

WAGO GmbH & Co. KG
 Hansastr. 27
 32423 Minden
 Phone: +49571 887-0 | Fax: +49571 887-169
 Email: info.de@wago.com | Web: www.wago.com

Do you have any questions about our products?
 We are always happy to take your call at +49 (571) 887-44222.



Environmental Product Compliance

Compliance Search

Environmental Product Compliance 2787-2147

URL

Download

Power supply; Pro 2; 1-phase; 24 VDC output voltage; 20 A output current; TopBoost + PowerBoost; communication capability

Installation Notes

Product family

Pro 2

[Show all products from the family](#)

Subject to changes. Please also observe the further product documentation!

WAGO GmbH & Co. KG

Hansastr. 27

32423 Minden

Phone: +49571 887-0 | Fax: +49571 887-169

Email: info.de@wago.com | Web: www.wago.com

Do you have any questions about our products?

We are always happy to take your call at +49 (571) 887-44222.