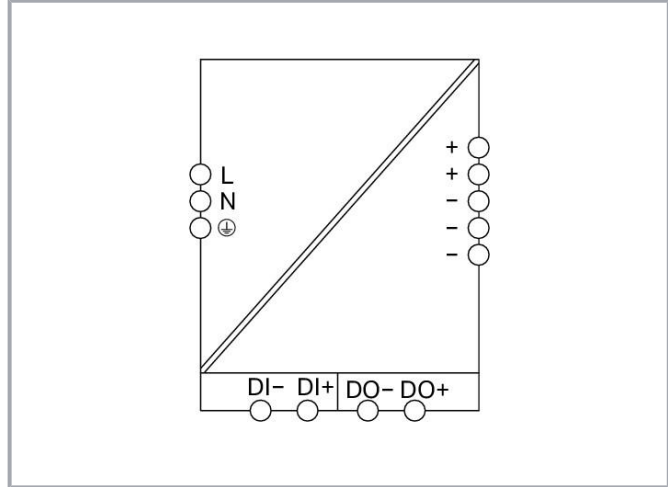


Data sheet | Item number: 2787-2146

Power supply; Pro 2; 1-phase; 24 VDC output voltage; 10 A output current;
TopBoost + PowerBoost; communication capability



www.wago.com/2787-2146



Subject to changes. Please also observe the further product documentation!

WAGO GmbH & Co. KG
Hansastr. 27
32423 Minden
Phone: +49571 887-0 | Fax: +49571 887-169
Email: info.de@wago.com | Web: www.wago.com

Do you have any questions about our products?
We are always happy to take your call at +49 (571) 887-44222.



Item description

Features:

- Power supply with TopBoost, PowerBoost and configurable overload behavior
- Configurable digital signal input and output, optical status indication, function keys
- Communication interface for configuration and monitoring
- Optional connection to IO-Link
- Suitable for both parallel and series operation
- Natural convection cooling when horizontally mounted
- Pluggable connection technology
- Electrically isolated output voltage (SELV/PELV) per EN 61010-2-201/UL 61010-2-201
- Marker slot for WAGO marking cards (WMB) and WAGO marking strips

Subject to changes. Please also observe the further product documentation!

Data

Technical data

Input

Phases	1
Nominal input voltage $U_{i\text{nom}}$	1 x AC 100 ... 240 V
Input voltage range	AC 90 ... 264 V; DC 130 ... 240 V
Nominal mains frequency range	47 ... 63 Hz; 0 Hz
Input current I_i	≤ 1.2 A (240 VAC; Nominal load); ≤ 2.7 A (100 VAC; Nominal load)
Inrush current	≤ 11 A (after 1 ms)
Power factor correction (PFC)	Active
Mains failure hold-up time	≥ 25 ms (230 VAC)

Output

Nominal output voltage $U_{o\text{nom}}$	DC 24 V (SELV)
Output voltage range	DC 24 ... 28 V (adjustable)
Default setting	DC 24 V
Nominal output current $I_{o\text{nom}}$	10 A (24 VDC)
Nominal output power	240 W
Control deviation	≤ 1 %
Residual ripple	≤ 70 mV (peak-to-peak)
Current limitation	$1.1 \times I_{o\text{nom}}$ (typ.)
Overload behavior	TopBoost/PowerBoost/Time-limited constant current mode (other overload behaviors can be set)
PowerBoost	DC 15 A (5 s)
TopBoost	up to 600 %

Signaling and communication

Signaling	Optical status indication (DC OK; load; warning and error states) Digital signal input and output (DI/DO)
Communication	Communication interface, can be used with WAGO USB Communication Cable (750-923) or IO-Link Communication Module (2789-9080), Modbus RTU Communication Module (2789-9015) or Modbus TCP Communication Module (2789-9052)

Subject to changes. Please also observe the further product documentation!



Efficiency/power losses

Power loss P_i	≤ 1 W (Standby); ≤ 2.2 W (No load); ≤ 12 W (230 VAC; Nominal load)
Efficiency (typ.)	95.2 % (230 VAC; 10 A; 25 °C)

Circuit protection

Internal fuse	T 6.3 A / 250 VAC
Required backup fusing	An external DC fuse is required for the DC input voltage.
Recommended backup fusing	16 A (for USA/Canada: 15 A)

Safety and protection

Isolation voltage (pri.-sec., AC)	3,510 V
Isolation voltage (pri.-GND, AC)	2,200 V
Isolation voltage (Sec.-GND)	DC 0.5 kV
Isolation voltage (Sec.-Signal)	DC 0.5 kV
Protection class	I
Protection type	IP20
Note on protection type	Per EN 60529
Resistance to reverse feed	\leq DC 35 V
Overvoltage category	III (\leq 2000 m a. s.l.); II ($>$ 2000 m a. s.l.)
Pollution degree	2
Transient suppression (primary)	Yes
Overvoltage protection; secondary	Internal protective circuit \leq 35 VDC (in the event of a fault)
Short-circuit-protected	Yes
Open-circuit-proof	Yes
Parallel operation	Yes
Series operation	Yes
MTBF	$>$ 1,200,000 h (per IEC 61709)

Connection data

Connection type (1)	Input/Output/Signaling
Connection technology	CAGE CLAMP®
WAGO Connector	WAGO 721 Series
Solid conductor	0.08 ... 2.5 mm ² / 28 ... 12 AWG
Fine-stranded conductor	0.08 ... 2.5 mm ² / 28 ... 12 AWG
Fine-stranded conductor; with insulated ferrule	0.25 ... 1.5 mm ² / 20 ... 16 AWG

Subject to changes. Please also observe the further product documentation!



Fine-stranded conductor; with uninsulated ferrule	0.25 ... 2.5 mm ² / 20 ... 14 AWG
Strip length	8 ... 9 mm / 0.31 ... 0.35 inch

Physical data

Width	50 mm / 1.969 inch
Height	130 mm / 5.118 inch
Depth from upper edge of DIN-rail	130 mm / 5.118 inch
Note (dimensions)	Height without connector Height with connector: 166 mm

Mechanical data

Mounting type	DIN-35 rail
---------------	-------------

Material data

Weight	1385 g
--------	--------

Environmental requirements

Surrounding air temperature (operation)	-25 ... 70 °C (Device starts at -40 °C (type-tested))
Surrounding air temperature (storage)	-40 ... 85 °C
Relative humidity	5 ... 96 % (no condensation permissible)
Derating	-3 %/K (> +55 °C and U _i < 230 VAC); -3 %/K (> +60 °C and U _i ≥ 230 VAC)
Operating altitude (max.)	5000 m

Standards and specifications

Conformity marking	CE
Standards/Specifications	EN 61010-1 EN 61010-2-201 EN 61204-3 UL 61010-1 UL 61010-2-201

Commercial data

PU (SPU)	1 Stück
Packaging type	box
Country of origin	CN
GTIN	4055143907330



Subject to changes. Please also observe the further product documentation!

Customs tariff number

85044082900



Approvals / Certificates

UL-Approvals

Logo	Approval	Additional Approval Text	Certificate name
	UL Underwriters Laboratories Inc.	UL 61010-2-201	E255817
	UL Underwriters Laboratories Inc.	UL 121201	A- E198726

Optional accessories



Tool

Operating tool		
	Item no.: 210-721 Operating tool; Blade: 5.5 x 0.8 mm; with a partially insulated shaft; multicoloured	www.wago.com/210-721
	Item no.: 210-720 Operating tool; Blade: 3.5 x 0.5 mm; with a partially insulated shaft; multicoloured	www.wago.com/210-720

Cables and pluggable connectors

Communication cable		
	Item no.: 750-923 Configuration cable; USB connector; Length: 2.5 m	www.wago.com/750-923
	Item no.: 750-923/000-001 Configuration cable; USB connector; Length: 5 m	www.wago.com/750-923/000-001

Marking accessories

Marking strip		
	Item no.: 2009-110 Marking strips; for Smart Printer; on reel; not stretchable; plain; snap-on type; white	www.wago.com/2009-110
Marker		
	Item no.: 2009-115 WMB-Inline; for Smart Printer; 1500 pieces on roll; stretchable 5 - 5.2 mm; plain; snap-on type; white	www.wago.com/2009-115

Ferrule

Ferrule




Subject to changes. Please also observe the further product documentation!



	Item no.: 216-203 Ferrule; Sleeve for 1 mm ² / AWG 18; insulated; electro-tin plated; red	www.wago.com/216-203
	Item no.: 216-202 Ferrule; Sleeve for 0.75 mm ² / 18 AWG; insulated; electro-tin plated; gray	www.wago.com/216-202
	Item no.: 216-204 Ferrule; Sleeve for 1.5 mm ² / AWG 16; insulated; electro-tin plated; black	www.wago.com/216-204
	Item no.: 216-201 Ferrule; Sleeve for 0.5 mm ² / 20 AWG; insulated; electro-tin plated; white	www.wago.com/216-201
	Item no.: 216-223 Ferrule; Sleeve for 1 mm ² / AWG 18; insulated; electro-tin plated; red	www.wago.com/216-223
	Item no.: 216-241 Ferrule; Sleeve for 0.5 mm ² / 20 AWG; insulated; electro-tin plated; electrolytic copper; gastight crimped; acc. to DIN 46228, Part 4/09.90; white	www.wago.com/216-241
	Item no.: 216-242 Ferrule; Sleeve for 0.75 mm ² / 18 AWG; insulated; electro-tin plated; electrolytic copper; gastight crimped; acc. to DIN 46228, Part 4/09.90; gray	www.wago.com/216-242
	Item no.: 216-222 Ferrule; Sleeve for 0.75 mm ² / 18 AWG; insulated; electro-tin plated; gray	www.wago.com/216-222
	Item no.: 216-221 Ferrule; Sleeve for 0.5 mm ² / 20 AWG; insulated; electro-tin plated; white	www.wago.com/216-221
	Item no.: 216-224 Ferrule; Sleeve for 1.5 mm ² / AWG 16; insulated; electro-tin plated; black	www.wago.com/216-224
	Item no.: 216-243 Ferrule; Sleeve for 1 mm ² / AWG 18; insulated; electro-tin plated; electrolytic copper; gastight crimped; acc. to DIN 46228, Part 4/09.90; red	www.wago.com/216-243
	Item no.: 216-244 Ferrule; Sleeve for 1.5 mm ² / AWG 16; insulated; electro-tin plated; electrolytic copper; gastight crimped; acc. to DIN 46228, Part 4/09.90; black	www.wago.com/216-244
	Item no.: 216-263 Ferrule; Sleeve for 1 mm ² / AWG 18; insulated; electro-tin plated; electrolytic copper; gastight crimped; acc. to DIN 46228, Part 4/09.90; red	www.wago.com/216-263
	Item no.: 216-264 Ferrule; Sleeve for 1.5 mm ² / AWG 16; insulated; electro-tin plated; electrolytic copper; gastight crimped; acc. to DIN 46228, Part 4/09.90; black	www.wago.com/216-264
	Item no.: 216-284 Ferrule; Sleeve for 1.5 mm ² / AWG 16; insulated; electro-tin plated; electrolytic copper; gastight crimped; acc. to DIN 46228, Part 4/09.90; black	www.wago.com/216-284
	Item no.: 216-262 Ferrule; Sleeve for 0.75 mm ² / 18 AWG; insulated; electro-tin plated; electrolytic copper; gastight crimped; acc. to DIN 46228, Part 4/09.90; gray	www.wago.com/216-262
	Item no.: 216-301 Ferrule; Sleeve for 0.25 mm ² / AWG 24; insulated; electro-tin plated; yellow	www.wago.com/216-301

Subject to changes. Please also observe the further product documentation!



	Item no.: 216-321 Ferrule; Sleeve for 0.25 mm ² / AWG 24; insulated; electro-tin plated; yellow	www.wago.com/216-321
	Item no.: 216-322 Ferrule; Sleeve for 0.34 mm ² / 22 AWG; insulated; electro-tin plated; light turquoise	www.wago.com/216-322
	Item no.: 216-302 Ferrule; Sleeve for 0.34 mm ² / 22 AWG; insulated; electro-tin plated; light turquoise	www.wago.com/216-302

Downloads

Documentation

Manual

Power supply; Pro 2; 1-phase; 24 VDC output voltage; 10 A output current TopBoost + PowerBoost; communication capability	V 1.1.0 28-Jan-2021	pdf 5.4 MB	Download
---	------------------------	---------------	----------

Bid Text

2787-2146_EUSA X81 - Datei	04-Jul-2019	xml 8.1 kB	Download
2787-2146_EUSA docx - Datei	04-Jul-2019	docx 23.9 kB	Download
ausschreiben.de 2787-2146		URL	Download

Instruction Leaflet

WAGO Pro 2 Power Supplies 1-phasig; 24 VDC / 10 A	V 1.1.0 26-Apr-2021	pdf 4.6 MB	Download
--	------------------------	---------------	----------

Additional Information

Disposal; Electrical and electronic equipment, Packaging	V 1.0.0	pdf 265.8 kB	Download
--	---------	-----------------	----------

Engineering-Software

Software for Interface-Products

WAGO Interface Configuration Software G2 SMALL The full setup only includes the WAGO Interface Configuration Software G2.	1.0.7.9 08-Apr-2021	exe 30.0 MB	Download
WAGO Interface Configuration Software G2 FULL	1.0.7.9 08-Apr-2021	exe 114.0 MB	Download

Subject to changes. Please also observe the further product documentation!

WAGO GmbH & Co. KG
Hansastr. 27
32423 Minden
Phone: +49571 887-0 | Fax: +49571 887-169
Email: info.de@wago.com | Web: www.wago.com

Do you have any questions about our products?
We are always happy to take your call at +49 (571) 887-44222.



The full setup, in addition to the WAGO Interface Configuration Software G2, includes the installation for the Microsoft .NET Framework.

WAGO IO-Link Configurator

WAGO IO-Link Configurator	V5.1.1-6015	ZIP	Download
	24-Aug-2021	159.6 MB	

WAGO IO-Link Configurator allows configuration, parameterization, operation and monitoring of WAGO IO-Link Masters in the WAGO I/O System 750 and WAGO I/O System Field, and especially of the WAGO IO-Link devices connected to them.

Additionally, WAGO IO-Link Configurator can be used for complete configuration and operation of all IO-Link devices of third-party manufacturers, as long as they comply with the IO-Link specification. A product's process data can be visualized graphically and stored in trend curves. Up to eight elements can be selected for visualization, and the data can be recorded for up to 24 hours.

Device description files for the IO-Link Masters (IOLM) or IO-Link Devices (IODD) can be used to integrate new devices into the tool at any time. Convenient access to the IO-Link user organization's IODDfinder is available for the IODDs. This allows automated, selective download of IODDs when integrating new IO-Link devices. An integrated IODD viewer allows detailed insight into the IODD device description.

WAGO IO-Link Configurator can be used either as a standalone program or integrated into engineering systems with a TCI interface and *WAGO-I/O-CHECK*.

IO-Link Configurator can also be used to integrate the IO-Link Master (750-657) of the WAGO I/O System 750 Series and to access all the configurator's functions. This is made possible by the WAGO I/O System 750 IO-Link Adapter, which can be retrofitted. The WAGO I/O System 750 IO-Link Adapter requires the current version of WAGO IO-Link Configurator and a current version of *WAGO-I/O-CHECK*.

In addition, the download file contains the device descriptions for the respective fieldbus systems of the WAGO I/O System Field modules. These are pre-installed in the Configurator setup.

The WAGO IO-Link Configurator license is assigned to the specific PC on which it is installed (a workstation license).

Register now and test our engineering software for 30 days at no cost.

Runtime Software

Firmware

Stromversorgung; Pro 2; 1-phasig; Ausgangsspannung DC 24 V; Ausgangsstrom 10 A; TopBoost + PowerBoost; kommunikationsfähig	V010513	zip	Download
WAGO_FW2787-2146_V010513_W.zip	13-Oct-2021	1.2 kB	

CAD/CAE-Data

CAE data

ZUKEN Portal 2787-2146	URL	Download
EPLAN Data Portal 2787-2146	URL	Download

CAD data

Subject to changes. Please also observe the further product documentation!

WAGO GmbH & Co. KG
 Hansastr. 27
 32423 Minden
 Phone: +49571 887-0 | Fax: +49571 887-169
 Email: info.de@wago.com | Web: www.wago.com

Do you have any questions about our products?
 We are always happy to take your call at +49 (571) 887-44222.



2D/3D Models 2787-2146

[URL](#)

[Download](#)

Device Files

Device Description File

Device description files 2787-2146	1.1	zip	Download
	17-Sep-2019	107.5 kB	

Environmental Product Compliance

Compliance Search

Environmental Product Compliance 2787-2146	URL	Download
Power supply; Pro 2; 1-phase; 24 VDC output voltage; 10 A output current; TopBoost + PowerBoost; communication capability		

Installation Notes

Product family

Pro 2

[Show all products from the family](#)

Subject to changes. Please also observe the further product documentation!

WAGO GmbH & Co. KG

Hansastr. 27

32423 Minden

Phone: +49571 887-0 | Fax: +49571 887-169

Email: info.de@wago.com | Web: www.wago.com

Do you have any questions about our products?

We are always happy to take your call at +49 (571) 887-44222.