

Evaluation unit for full motor protection (monostable) Size S00...S12, class 5...30 Stand-alone installation Main circuit: -- Auxiliary circuit: Screw terminal Manual-Automatic-Reset



Product brand name	SIRIUS
Product designation	solid-state overload relay
Product type designation	3RB22

General technical data	
Size of overload relay	S00 ... S12
Size of contactor can be combined company-specific	S00 ... S12
Power loss [W] for rated value of the current	
• at AC in hot operating state	0.5 W
• at AC in hot operating state per pole	0.17 W
Insulation voltage with degree of pollution 3 at AC rated value	300 V
Surge voltage resistance rated value	4 kV
Protection class IP	
• on the front	IP20
Type of protection according to ATEX directive 2014/34/EU	Ex II (2) GD
Certificate of suitability according to ATEX directive 2014/34/EU	PTB 05 ATEX 3022
Reference code acc. to DIN EN 81346-2	F

Ambient conditions	
Installation altitude at height above sea level	
<ul style="list-style-type: none"> • maximum 	2 000 m
Relative humidity during operation	100 %
Main circuit	
Number of poles for main current circuit	3
Adjustable pick-up value current of the current-dependent overload release	0.3 ... 630 A
Operating voltage	
<ul style="list-style-type: none"> • at AC-3 rated value maximum 	1 000 V
Auxiliary circuit	
Number of NC contacts for auxiliary contacts	2
Number of NO contacts for auxiliary contacts	2
Number of CO contacts	
<ul style="list-style-type: none"> • for auxiliary contacts 	0
Operating current of auxiliary contacts at AC-15	
<ul style="list-style-type: none"> • at 24 V • at 110 V • at 120 V • at 125 V • at 230 V 	6 A 6 A 6 A 6 A 3 A
Operating current of auxiliary contacts at DC-13	
<ul style="list-style-type: none"> • at 24 V • at 60 V • at 110 V • at 125 V • at 220 V 	2 A 0.55 A 0.3 A 0.3 A 0.2 A
Protective and monitoring functions	
Trip class	Class 5, 10, 20 and 30 adjustable
Short-circuit protection	
Design of the fuse link	
<ul style="list-style-type: none"> • for short-circuit protection of the auxiliary switch required 	fuse gL/gG: 6 A
Installation/ mounting/ dimensions	
Mounting position	any
Mounting type	stand-alone installation
Height	111 mm
Width	45 mm
Depth	95 mm
Required spacing	
<ul style="list-style-type: none"> • with side-by-side mounting 	

— forwards	0 mm
— Backwards	0 mm
— upwards	0 mm
— downwards	0 mm
— at the side	0 mm
• for grounded parts	
— forwards	0 mm
— Backwards	0 mm
— upwards	0 mm
— at the side	6 mm
— downwards	0 mm
• for live parts	
— forwards	0 mm
— Backwards	0 mm
— upwards	0 mm
— downwards	0 mm
— at the side	6 mm

Connections/ Terminals

Product function	
• removable terminal for auxiliary and control circuit	Yes
Type of electrical connection	
• for auxiliary and control current circuit	screw-type terminals
Type of connectable conductor cross-sections	
• for auxiliary contacts	
— finely stranded with core end processing	0.5 ... 2.5 mm ² , 2x (0.5 ... 1.5 mm ²)
• at AWG conductors for auxiliary contacts	2x (24 ... 16)

Certificates/ approvals

General Product Approval	EMC	For use in hazardous locations
--------------------------	-----	--------------------------------



Declaration of Conformity	Test Certificates	Marine / Shipping
---------------------------	-------------------	-------------------



[Miscellaneous](#)

[Type Test Certificates/Test Report](#)

[Special Test Certificate](#)



Marine / Shipping	other
-------------------	-------



[Confirmation](#)

Further information

Information- and Downloadcenter (Catalogs, Brochures,...)

<https://www.siemens.com/ic10>

Industry Mall (Online ordering system)

<https://mall.industry.siemens.com/mall/en/en/Catalog/product?mlfb=3RB2283-4AA1>

Cax online generator

<http://support.automation.siemens.com/WW/CAXorder/default.aspx?lang=en&mlfb=3RB2283-4AA1>

Service&Support (Manuals, Certificates, Characteristics, FAQs,...)

<https://support.industry.siemens.com/cs/ww/en/ps/3RB2283-4AA1>

Image database (product images, 2D dimension drawings, 3D models, device circuit diagrams, EPLAN macros, ...)

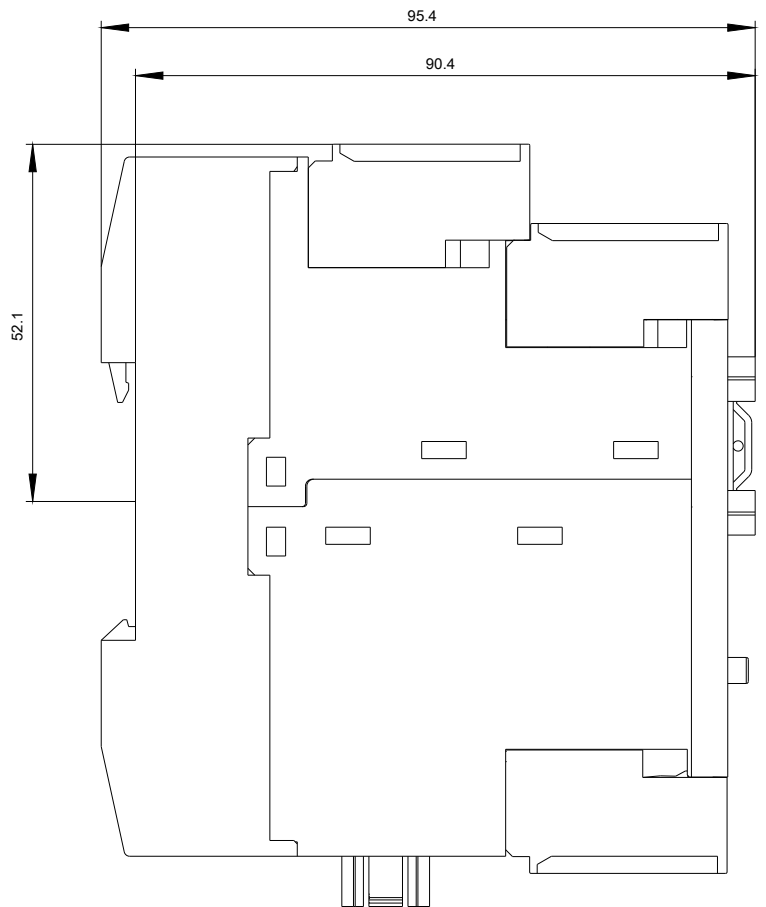
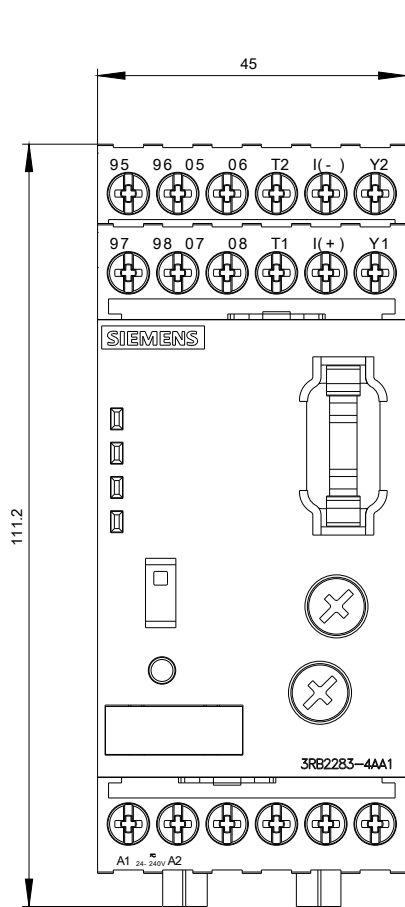
http://www.automation.siemens.com/bilddb/cax_de.aspx?mlfb=3RB2283-4AA1&lang=en

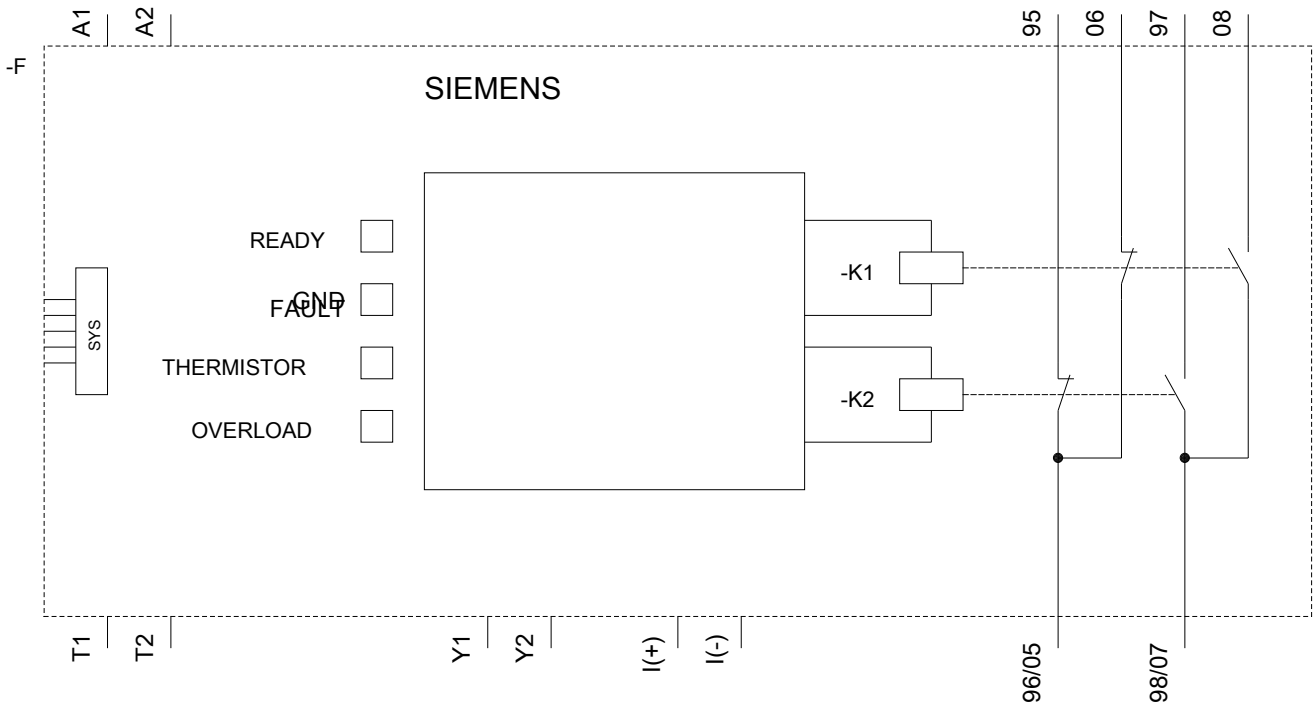
Characteristic: Tripping characteristics, I^t, Let-through current

<https://support.industry.siemens.com/cs/ww/en/ps/3RB2283-4AA1/char>

Further characteristics (e.g. electrical endurance, switching frequency)

<http://www.automation.siemens.com/bilddb/index.aspx?view=Search&mlfb=3RB2283-4AA1&objecttype=14&gridview=view1>





last modified:

05/15/2020