


Data sheet | Item number: 855-305/300-509

Plug-in current transformer; Primary rated current 300 A; Secondary rated current: 5 A; Rated power: 5 VA; Accuracy class: 0.5; for billing purposes

www.wago.com/855-305/300-509



Subject to changes. Please also observe the further product documentation!

WAGO GmbH & Co. KG
Hansastr. 27
32423 Minden
Phone: +49571 887-0 | Fax: +49571 887-169
Email: info.de@wago.com | Web: www.wago.com

Do you have any questions about our products?
We are always happy to take your call at +49 (571) 887-44222.



Item description

Short description:

WAGO's plug-in current transformers for billing measurement (855 Series) are inductive, single-conductor current transformers. Due to the measurement principle used, these current transformers are exclusively designed for AC network applications.

WAGO's plug-in current transformers comply with the conformity assessment procedure (module D) and can be used for billing.

Features:

- Screwless CAGE CLAMP[®] connection technology
- Several mounting options available
- Vibration- and shock-resistant
- High mechanical retention forces
- High current-carrying capacity
- Continuous overload of 120% the nominal primary current

—
Subject to changes. Please also observe the further product documentation!

WAGO GmbH & Co. KG

Hansastr. 27

32423 Minden

Phone: +49571 887-0 | Fax: +49571 887-169

Email: info.de@wago.com | Web: www.wago.com

Do you have any questions about our products?

We are always happy to take your call at +49 (571) 887-44222.



- Low-voltage current transformer for operating voltages up to max. 1.2 kV
- For 690 V power networks
- Accessories: 879-3040; Energy Meter; with Push-in CAGE CLAMP® and lever; transformer connection (2PCT)

Data

Technical data

Input – current transformer

Primary rated current	300 A
Rated continuous thermal current I_{cth}	AC $1.2 \times I_N$
Rated short-time thermal current I_{th}	$60 \times I_N / 1 \text{ s}$ (max. 100 kA / 1 s)
Overcurrent limiting factor	FS5 / FS10 (type dependent; see type plate inscription)
Rated frequency	50 ... 60 Hz

Output – current transformer

Secondary rated current	5 A
Rated power S_r	5 VA

Measurement error

Accuracy class	0.5
----------------	-----

Safety and protection

Highest voltage for equipment U_m	AC 1.2 kV _{rms}
-------------------------------------	--------------------------

Test voltage

Test voltage	AC 6 kV; 50 Hz; 1 min
--------------	-----------------------

Connection data

Connection technology	CAGE CLAMP®
Solid conductor	0.08 ... 4 mm ² / 28 ... 12 AWG
Fine-stranded conductor	0.08 ... 4 mm ² / 28 ... 12 AWG
Strip length	9 ... 10 mm / 0.35 ... 0.39 inches

Subject to changes. Please also observe the further product documentation!



Physical data

Width	60 mm / 2.362 inches
Height	80.9 mm / 3.185 inches
Depth	52 mm / 2.047 inches

Mechanical data

Mounting type	Installation on round cable Closed current transformer Installation on mounting plate Mounting on DIN-rail via DIN-rail adapter Mounting on round cable
---------------	---

Material data

Insulation class	E
Weight	230 g

Environmental requirements

Ambient temperature (operation)	-5 ... +50 °C
Surrounding air temperature (storage)	-25 ... +70 °C
Operating altitude (max.)	1000 m

Standards and specifications

Conformity marking	CE
Standards/specifications	EN 61869-1 EN 61869-2

Commercial data

ETIM 8.0	EC002048
ETIM 7.0	EC002048
PU (SPU)	1 Pieces
Packaging type	box
Country of origin VKOrg Germany	DE
GTIN	4055144041460
Customs tariff number VKOrg Germany	85043129900


Approvals / Certificates

Subject to changes. Please also observe the further product documentation!

WAGO GmbH & Co. KG
Hansastr. 27
32423 Minden
Phone: +49571 887-0 | Fax: +49571 887-169
Email: info.de@wago.com | Web: www.wago.com

Do you have any questions about our products?
We are always happy to take your call at +49 (571) 887-44222.

Country specific Approvals

Logo	Approval	Additional Approval Text	Certificate name
	EAC Brjansker Zertifizierungsstelle	TP TC 004/2011, TP TC 020/2011	EAC RU C-DE.AM02. B.00111 /19

Optional accessories

Signal conditioner

Power measurement module			
	Item no.: 2857-570/024-005 3-Phase Power Measurement Module; 3x277/480 V/5 A; Modbus RTU; Digital output; Configuration via software; Supply voltage: 24 VDC		www.wago.com/2857-570/024-005
Current signal conditioner			
	Item no.: 857-550 Current signal conditioner; Current input signal; Current and voltage output signal; Digital output; Configuration via software; Supply voltage: 24 VDC; 6 mm module width; 2,50 mm ²		www.wago.com/857-550
	Item no.: 857-569 Power signal conditioner; Current and voltage input signal; Current and voltage output signal; Digital output; Configuration via software; Supply voltage: 24 VDC; 6 mm module width		www.wago.com/857-569
	Item no.: 857-551 Current signal conditioner; Current input signal; Current and voltage output signal; Digital output; Configuration via software; Supply voltage: 24 VDC; 6 mm module width		www.wago.com/857-551
Energy meter			
	Item no.: 879-3040 Energy meter (MID); for transformer connection; 5 A; 3x230/400V; 50Hz; Modbus® & M-Bus; 2 x S0 interface; 2PU CT		www.wago.com/879-3040
Mounting adapter			
Fast connection adapter			
	Item no.: 855-9910 Quick-mount kit		www.wago.com/855-9910
DIN-rail adapter			
	Item no.: 855-9900 Carrier rail adapter		www.wago.com/855-9900
Tool			
Operating tool			
	Item no.: 210-720 Operating tool; Blade: 3.5 x 0.5 mm; with a partially insulated shaft; multicoloured		www.wago.com/210-720

Subject to changes. Please also observe the further product documentation!

Downloads Documentation

Bid Text

855-305/300-509 X81 - Datei	2020 年10月5日	xml 6.2 kB	Download
855-305/300-509 doc - Datei	2020 年10月5日	docx 17.9 kB	Download

Instruction Leaflet

Aufsteck-Stromwandler		pdf 1.5 MB	Download
-----------------------	--	---------------	----------

Environmental Product Compliance

Compliance Search


Environmental Product Compliance 855-305/300-509 Plug-in current transformer; Primary rated current 300 A; Secondary rated current: 5 A; Rated power: 5 VA; Accuracy class: 0.5; for billing purposes		URL	Download
--	--	-----	----------

Installation Notes

Conductor termination




Conductor termination – screwdriver actuation perpendicular to conductor entry



Conductor termination – screwdriver actuation parallel to conductor entry

Installation


Subject to changes. Please also observe the further product documentation!



Installation on copper current bar



Installation on round cable



Installation on mounting plate



Mounting on DIN-rail via 855-9900 DIN-Rail Adapter



Installation via 855-9910 Quick-Mount Kit

Subject to changes. Please also observe the further product documentation!