


Data sheet | Item number: 855-505/1000-1001

Plug-in current transformer; Primary rated current: 1000 A; Secondary rated current: 5 A; Rated power: 10 VA; Accuracy class: 1




www.wago.com/855-505/1000-1001



Subject to changes. Please also observe the further product documentation!

WAGO GmbH & Co. KG
Hansastr. 27
32423 Minden
Phone: +49571 887-0 | Fax: +49571 887-169
Email: info.de@wago.com | Web: www.wago.com

Do you have any questions about our products?
We are always happy to take your call at +49 (571) 887-44222.



Item description

Short description:

These plug-in units (855 Series) are inductive, single-conductor current transformers. Due to the measurement principle used, these current transformers are exclusively designed for AC network applications.

Features:

- Screwless CAGE CLAMP[®] connection technology
- Several mounting options available
- Vibration- and shock-resistant
- High mechanical retention forces
- High current-carrying capacity

—
Subject to changes. Please also observe the further product documentation!



- Continuous overload of 120% the nominal primary current
- Low-voltage current transformer for operating voltages up to max. 1.2 kV
- For 690 V power networks
- UL recognized components

Data

Technical data

Input – current transformer

Primary rated current	1000 A
Rated continuous thermal current I_{cth}	$1.2 \times I_N$
Rated short-time thermal current I_{th}	$60 \times I_N / 1 \text{ s}$ (max. 100 kA / 1 s)
Overcurrent limiting factor	FS5 / FS10 (type dependent; see type plate inscription)
Rated frequency	50 ... 60 Hz

Output – current transformer

Secondary rated current	5 A
Rated power S_r	10 VA

Measurement error

Accuracy class	1
----------------	---

Safety and protection

Highest voltage for equipment U_m	AC 1.2 kV _{rms}
-------------------------------------	--------------------------

Test voltage

Test voltage	AC 6 kV; 50 Hz; 1 min
--------------	-----------------------

Connection data

Connection technology	CAGE CLAMP®
Solid conductor	0.08 ... 4 mm ² / 28 ... 12 AWG
Fine-stranded conductor	0.08 ... 4 mm ² / 28 ... 12 AWG
Strip length	9 ... 10 mm / 0.35 ... 0.39 inches

Subject to changes. Please also observe the further product documentation!

WAGO GmbH & Co. KG
 Hansastr. 27
 32423 Minden
 Phone: +49571 887-0 | Fax: +49571 887-169
 Email: info.de@wago.com | Web: www.wago.com

Do you have any questions about our products?
 We are always happy to take your call at +49 (571) 887-44222.



Physical data

Width	85 mm / 3.346 inches
Height	105.25 mm / 4.144 inches
Depth	52 mm / 2.047 inches

Mechanical data

Mounting type	Installation on round cable Closed current transformer Installation on mounting plate Mounting on round cable
---------------	--

Material data

Insulation class	E
Weight	366 g

Environmental requirements

Ambient temperature (operation)	-5 ... +50 °C
Surrounding air temperature (storage)	-25 ... +70 °C
Operating altitude (max.)	1000 m

Standards and specifications

Conformity marking	CE
Standards/specifications	EN 61869-1 EN 61869-2 UL: E356480


Commercial data

eCl@ss 10.0	27-21-09-02
eCl@ss 9.0	27-21-09-02
ETIM 8.0	EC002048
ETIM 7.0	EC002048
PU (SPU)	1 Stück
Packaging type	box
Country of origin VKOrg Germany	HU
GTIN	4050821749417
Customs tariff number VKOrg Germany	85043129900

Subject to changes. Please also observe the further product documentation!

Approvals / Certificates

UL-Approvals

Logo	Approval	Additional Approval Text	Certificate name
	UL Underwriters Laboratories Inc.	-	E356480

Optional accessories

Signal conditioner

Power measurement module			
	Item no.: 2857-570/024-005 3-Phase Power Measurement Module; 3x277/480 V/5 A; Modbus RTU; Digital output; Configuration via software; Supply voltage: 24 VDC		www.wago.com/2857-570/024-005
Current signal conditioner			
	Item no.: 857-550 Current signal conditioner; Current input signal; Current and voltage output signal; Digital output; Configuration via software; Supply voltage: 24 VDC; 6 mm module width; 2,50 mm ²		www.wago.com/857-550
	Item no.: 857-569 Power signal conditioner; Current and voltage input signal; Current and voltage output signal; Digital output; Configuration via software; Supply voltage: 24 VDC; 6 mm module width		www.wago.com/857-569
	Item no.: 857-551 Current signal conditioner; Current input signal; Current and voltage output signal; Digital output; Configuration via software; Supply voltage: 24 VDC; 6 mm module width		www.wago.com/857-551

Mounting adapter

Fast connection adapter			
	Item no.: 855-9910 Quick-mount kit		www.wago.com/855-9910

Mounting

Current transformer terminal block			
	Item no.: 2007-8874 Compact terminal block; for current and voltage transformers; 6,00 mm ² ; multicoloured		www.wago.com/2007-8874
	Item no.: 2007-8877 Compact terminal block; for current transformer circuit; 6,00 mm ² ; multicoloured		www.wago.com/2007-8877
	Item no.: 2007-8875 Compact terminal block; for current transformer circuit; 6,00 mm ² ; multicoloured		www.wago.com/2007-8875
	Item no.: 2007-8876 Compact terminal block; for 3-phase current transformer circuit; 6,00 mm ² ; multicoloured		www.wago.com/2007-8876
	Item no.: 2007-8873		

Subject to changes. Please also observe the further product documentation!



Compact terminal block; for current and voltage transformers; 6,00 mm²; multicoloured

www.wago.com/2007-8873

Tool

Operating tool

Item no.: 210-720

Operating tool; Blade: 3.5 x 0.5 mm; with a partially insulated shaft; multicoloured

www.wago.com/210-720

Downloads

Documentation

Bid Text

855-505/1000-1001 X81 - Datei	2019 年2月19日	xml 5.0 kB	Download
----------------------------------	-------------	---------------	----------

855-505/1000-1001 doc - Datei	2015 年2月5日	doc 31.7 kB	Download
----------------------------------	------------	----------------	----------

Instruction Leaflet

Aufsteck-Stromwandler		pdf 1.5 MB	Download
-----------------------	--	---------------	----------

Additional Information

Disposal; Electrical and electronic equipment, Packaging	V 1.0.0	pdf 265.8 kB	Download
--	---------	-----------------	----------

Engineering-Software

Configuration and Commissioning Software

WAGO Interface Configuration Software G2 FULL The full setup, in addition to the WAGO Interface Configuration Software G2, includes the installation for the Microsoft .NET Framework.	1.0.8.6 2022 年1月20日	exe 114.0 MB	Download
---	------------------------	-----------------	----------

WAGO Interface Configuration Software G2 SMALL The full setup only includes the WAGO Interface Configuration Software G2.	1.0.8.6 2022 年1月20日	exe 30.0 MB	Download
--	------------------------	----------------	----------

CAD/CAE-Data

CAD data

2D/3D Models 855-505/1000-1001		URL	Download
--------------------------------	--	-----	----------

Subject to changes. Please also observe the further product documentation!

WAGO GmbH & Co. KG
Hansastr. 27
32423 Minden
Phone: +49571 887-0 | Fax: +49571 887-169
Email: info.de@wago.com | Web: www.wago.com

Do you have any questions about our products?
We are always happy to take your call at +49 (571) 887-44222.

CAE data

EPLAN Data Portal 855-505/1000-1001	URL	Download
WSCAD Universe 855-505/1000-1001	URL	Download
ZUKEN Portal 855-505/1000-1001	URL	Download
WSCAD Universe 855-505/1000-1001	URL	Download
EPLAN Data Portal 855-505/1000-1001	URL	Download

Environmental Product Compliance

Compliance Search

Environmental Product Compliance 855-505/1000-1001	URL	Download
--	---------------------	--------------------------


Plug-in current transformer; Primary rated current: 1000 A; Secondary rated current: 5 A; Rated power: 10 VA; Accuracy class: 1

Installation Notes

Conductor termination




Conductor termination – screwdriver actuation perpendicular to conductor entry




Conductor termination – screwdriver actuation parallel to conductor entry

Installation


Subject to changes. Please also observe the further product documentation!



Installation on copper current bar



Installation on round cable



Installation on mounting plate



Installation via 855-9910 Quick-Mount Kit

Subject to changes. Please also observe the further product documentation!

WAGO GmbH & Co. KG
Hansastr. 27
32423 Minden
Phone: +49571 887-0 | Fax: +49571 887-169
Email: info.de@wago.com | Web: www.wago.com

Do you have any questions about our products?
We are always happy to take your call at +49 (571) 887-44222.