


Data sheet | Item number: 855-405/250-501

Plug-in current transformer; Primary rated current: 250 A; Secondary rated current: 5 A; Rated power: 5 VA; Accuracy class: 1




www.wago.com/855-405/250-501



Subject to changes. Please also observe the further product documentation!

WAGO GmbH & Co. KG
Hansastr. 27
32423 Minden
Phone: +49571 887-0 | Fax: +49571 887-169
Email: info.de@wago.com | Web: www.wago.com

Do you have any questions about our products?
We are always happy to take your call at +49 (571) 887-44222.



Item description

Short description:

These plug-in units (855 Series) are inductive, single-conductor current transformers. Due to the measurement principle used, these current transformers are exclusively designed for AC network applications.

Features:

- Screwless CAGE CLAMP[®] connection technology
- Several mounting options available
- Vibration- and shock-resistant
- High mechanical retention forces
- High current-carrying capacity

—
Subject to changes. Please also observe the further product documentation!



- Continuous overload of 120% the nominal primary current
- Low-voltage current transformer for operating voltages up to max. 1.2 kV
- For 690 V power networks
- UL recognized components

Data

Technical data

Input – current transformer

Primary rated current	250 A
Rated continuous thermal current I_{cth}	$1.2 \times I_N$
Rated short-time thermal current I_{th}	$60 \times I_N / 1 \text{ s}$ (max. 100 kA / 1 s)
Overcurrent limiting factor	FS5 / FS10 (type dependent; see type plate inscription)
Rated frequency	50 ... 60 Hz

Output – current transformer

Secondary rated current	5 A
Rated power S_r	5 VA

Measurement error

Accuracy class	1
----------------	---

Safety and protection

Highest voltage for equipment U_m	AC 1.2 kV _{rms}
-------------------------------------	--------------------------

Test voltage

Test voltage	AC 6 kV; 50 Hz; 1 min
--------------	-----------------------

Connection data

Connection technology	CAGE CLAMP®
Solid conductor	0.08 ... 4 mm ² / 28 ... 12 AWG
Fine-stranded conductor	0.08 ... 4 mm ² / 28 ... 12 AWG
Strip length	9 ... 10 mm / 0.35 ... 0.39 inches

Subject to changes. Please also observe the further product documentation!

WAGO GmbH & Co. KG
 Hansastr. 27
 32423 Minden
 Phone: +49571 887-0 | Fax: +49571 887-169
 Email: info.de@wago.com | Web: www.wago.com

Do you have any questions about our products?
 We are always happy to take your call at +49 (571) 887-44222.



Physical data

Width	70 mm / 2.756 inches
Height	91.15 mm / 3.589 inches
Depth	52 mm / 2.047 inches

Mechanical data

Mounting type	Installation on round cable Closed current transformer Installation on mounting plate Mounting on DIN-rail via DIN-rail adapter Mounting on round cable
---------------	---

Material data

Insulation class	E
Weight	293 g

Environmental requirements

Ambient temperature (operation)	-5 ... +50 °C
Surrounding air temperature (storage)	-25 ... +70 °C
Operating altitude (max.)	1000 m

Standards and specifications

Conformity marking	CE
Standards/specifications	EN 61869-1 EN 61869-2 UL: E356480

Commercial data

eCl@ss 10.0	27-21-09-02
eCl@ss 9.0	27-21-09-02
ETIM 8.0	EC002048
ETIM 7.0	EC002048
PU (SPU)	1 Stück
Packaging type	box
Country of origin VKOrg Germany	HU
GTIN	4050821845706
Customs tariff number VKOrg Germany	85043129900


Subject to changes. Please also observe the further product documentation!

WAGO GmbH & Co. KG
Hansastr. 27
32423 Minden
Phone: +49571 887-0 | Fax: +49571 887-169
Email: info.de@wago.com | Web: www.wago.com


Do you have any questions about our products?
We are always happy to take your call at +49 (571) 887-44222.

Approvals / Certificates

Country specific Approvals

Logo	Approval	Additional Approval Text	Certificate name
	EAC Brjansker Zertifizierungsstelle	TP TC 004/2011, TP TC 020/2011	EAC RU C-DE.AM02. B.00111 /19

UL-Approvals

Logo	Approval	Additional Approval Text	Certificate name
	UL Underwriters Laboratories Inc.	-	E356480

Optional accessories

Mounting

Current transformer terminal block		
Item no.: 2007-8874	Compact terminal block; for current and voltage transformers; 6,00 mm ² ; multicoloured	www.wago.com/2007-8874
Item no.: 2007-8877	Compact terminal block; for current transformer circuit; 6,00 mm ² ; multicoloured	www.wago.com/2007-8877
Item no.: 2007-8875	Compact terminal block; for current transformer circuit; 6,00 mm ² ; multicoloured	www.wago.com/2007-8875
Item no.: 2007-8876	Compact terminal block; for 3-phase current transformer circuit; 6,00 mm ² ; multicoloured	www.wago.com/2007-8876
Item no.: 2007-8873	Compact terminal block; for current and voltage transformers; 6,00 mm ² ; multicoloured	www.wago.com/2007-8873

Signal conditioner

Power measurement module		
Item no.: 2857-570/024-005	3-Phase Power Measurement Module; 3x277/480 V/5 A; Modbus RTU; Digital output; Configuration via software; Supply voltage: 24 VDC	www.wago.com/2857-570/024-005
Current signal conditioner		
Item no.: 857-550	Current signal conditioner; Current input signal; Current and voltage output signal; Digital output; Configuration via software; Supply voltage: 24 VDC; 6 mm module width; 2,50 mm ²	www.wago.com/857-550

Subject to changes. Please also observe the further product documentation!

**Item no.: 857-569**

Power signal conditioner; Current and voltage input signal; Current and voltage output signal; Digital output; Configuration via software; Supply voltage: 24 VDC; 6 mm module width

www.wago.com/857-569**Item no.: 857-551**

Current signal conditioner; Current input signal; Current and voltage output signal; Digital output; Configuration via software; Supply voltage: 24 VDC; 6 mm module width

www.wago.com/857-551**Tool**

Operating tool

Item no.: 210-720

Operating tool; Blade: 3.5 x 0.5 mm; with a partially insulated shaft; multicoloured

www.wago.com/210-720**Mounting adapter**

Fast connection adapter

Item no.: 855-9910

Quick-mount kit

www.wago.com/855-9910

DIN-rail adapter

Item no.: 855-9900

Carrier rail adapter

www.wago.com/855-9900**Downloads****Documentation****Bid Text**

855-405/250-501 X81 - Datei	2019 年2月19日	xml 5.0 kB	Download
--------------------------------	-------------	---------------	----------

855-405/250-501 doc - Datei	2016 年1月8日	doc 32.3 kB	Download
--------------------------------	------------	----------------	----------

Instruction Leaflet

Aufsteck-Stromwandler		pdf 1.5 MB	Download
-----------------------	--	---------------	----------

Additional Information

Disposal; Electrical and electronic equipment, Packaging	V 1.0.0	pdf 265.8 kB	Download
--	---------	-----------------	----------

Engineering-Software**Configuration and Commissioning Software**

WAGO Interface Configuration Software G2 SMALL	1.0.8.6	exe	Download
--	---------	-----	----------

Subject to changes. Please also observe the further product documentation!

WAGO GmbH & Co. KG

Hansastr. 27

32423 Minden

Phone: +49571 887-0 | Fax: +49571 887-169

Email: info.de@wago.com | Web: www.wago.com

Do you have any questions about our products?

We are always happy to take your call at +49 (571) 887-44222.



The full setup only includes the WAGO Interface Configuration Software G2.	2022 年1月20 日	30.0 MB	
WAGO Interface Configuration Software G2 FULL	1.0.8.6	exe	Download
The full setup, in addition to the WAGO Interface Configuration Software G2, includes the installation for the Microsoft .NET Framework.	2022 年1月20 日	114.0 MB	

CAD/CAE-Data

CAE data

EPLAN Data Portal 855-405/250-501		URL	Download
ZUKEN Portal 855-405/250-501		URL	Download
EPLAN Data Portal 855-405/250-501		URL	Download

CAD data

2D/3D Models 855-405/250-501		URL	Download
------------------------------	--	-----	----------

Environmental Product Compliance

Compliance Search

Environmental Product Compliance 855-405/250-501		URL	Download
Plug-in current transformer; Primary rated current: 250 A; Secondary rated current: 5 A; Rated power: 5 VA; Accuracy class: 1			


Installation Notes

Conductor termination

Subject to changes. Please also observe the further product documentation!




Conductor termination – screwdriver actuation perpendicular to conductor entry




Conductor termination – screwdriver actuation parallel to conductor entry


Installation



Installation on copper current bar



Installation on round cable



Installation on mounting plate



Mounting on DIN-rail via 855-9900 DIN-Rail Adapter



Installation via 855-9910 Quick-Mount Kit

Subject to changes. Please also observe the further product documentation!