

# SC15CLX LBP Compressor R404A/R507 220-240V 60Hz

Data Sheet (Replaces CF.54.R2.02)

## General

Compressor	<b>SC15CLX</b>
Code number	104L2854

## Application

Application		LBP
Evaporating temperature range	°C	-40 to -10
Voltage range	V/Hz	198 - 254 /60
Motor type		CSR
Max. ambient temperature	°C	38
Comp. cooling at ambient temp.	32°C	F <sub>2</sub>
	38°C	F <sub>2</sub>

## Design

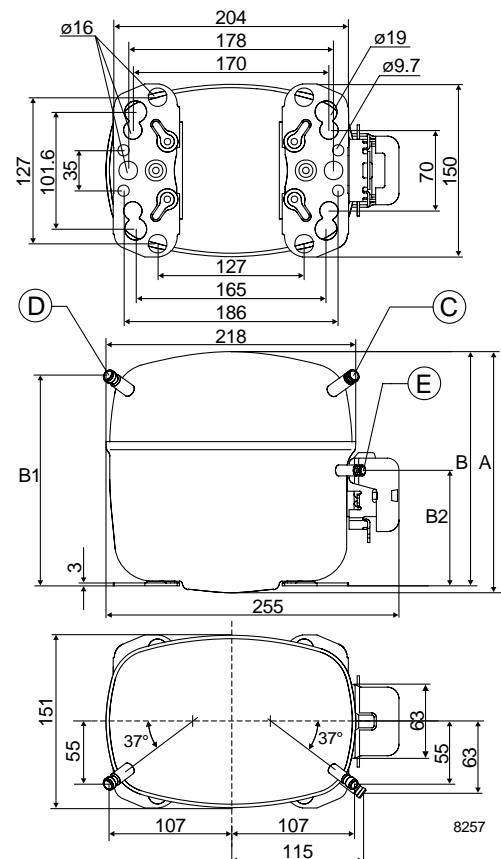
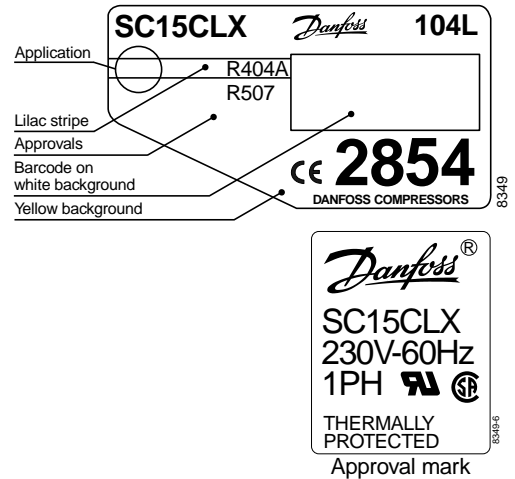
Displacement	cm <sup>3</sup>	15.28
Oil quantity	cm <sup>3</sup>	550
Maximum refrigerant charge	g	1300
Free gas vol. in compressor	cm <sup>3</sup>	1510
Weight without electrical equipment	kg	13.7

## Motor

Motor size	watt	550
LRA (rated after 4 sec. UL984) HST	A	21.8
Cut-in current HST	A	21.8
Resistance, main and start winding (25°C)	Ω	3.5/12.1
Approvals		UL984/CSA-C22.2

## Dimensions

Height	mm	A	219
		B	213
		B1	193
		B2	110
Suction connector	location/I.D. mm	C	10.2 ±0.09
Process connector	location/I.D. mm	D	6.2 ±0.09
Discharge connector	location/I.D. mm	E	6.2 ±0.09
Compressors on a pallet	pcs.		80



**Capacity (EN 12900/CECOMAF)**
**watt**

Comp. °C	-40	-35	-30	-25	-23.3	-20	-15	-10
SC15CLX	179	351	530	720	788	928	1158	1417

**Capacity (ASHRAE)**
**watt**

Comp. °C	-40	-35	-30	-25	-23.3	-20	-15	-10
SC15CLX	208	407	614	836	915	1078	1347	1649

**Power consumption**
**watt**

Comp. °C	-40	-35	-30	-25	-23.3	-20	-15	-10
SC15CLX	303	414	515	610	641	699	783	864

**Current consumption**
**A**

Comp. °C	-40	-35	-30	-25	-23.3	-20	-15	-10
SC15CLX	1.51	1.99	2.46	2.90	3.05	3.33	3.73	4.11

**COP (EN 12900/CECOMAF)**
**W/W**

Comp. °C	-40	-35	-30	-25	-23.3	-20	-15	-10
SC15CLX	0.59	0.85	1.03	1.18	1.23	1.33	1.48	1.64

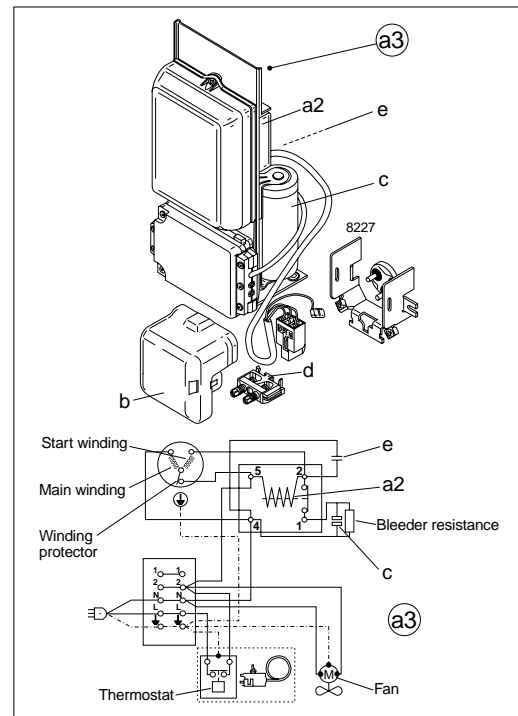
**COP (ASHRAE)**
**W/W**

Comp. °C	-40	-35	-30	-25	-23.3	-20	-15	-10
SC15CLX	0.68	0.98	1.19	1.37	1.43	1.54	1.72	1.91

Test conditions  
 Condensing temperature  
 Ambient and suction gas temp.  
 Liquid temperature  
 Fan cooling F<sub>2</sub>, 220V 60Hz

EN 12900/CECOMAF  
 45°C  
 32°C  
 45°C

ASHRAE  
 45°C  
 32°C  
 32°C


**Accessories**

Devices	Fig.	SC15CLX
Starting device	a3	117-7038 (470 mm cable length) 117-7039 (550 mm cable length) 117-7043 (1000 mm cable length)
Cover	b	103N2008
Starting relay	a2	Components of starting device
Starting capacitor	c	
Run capacitor	e	
Cord relief	d	103N1004
Mounting accessories		
Bolt joint for one compressor		118-1917
Bolt joint in quantities		118-1918
Snap-on in quantities		118-1919