


M4Q Series

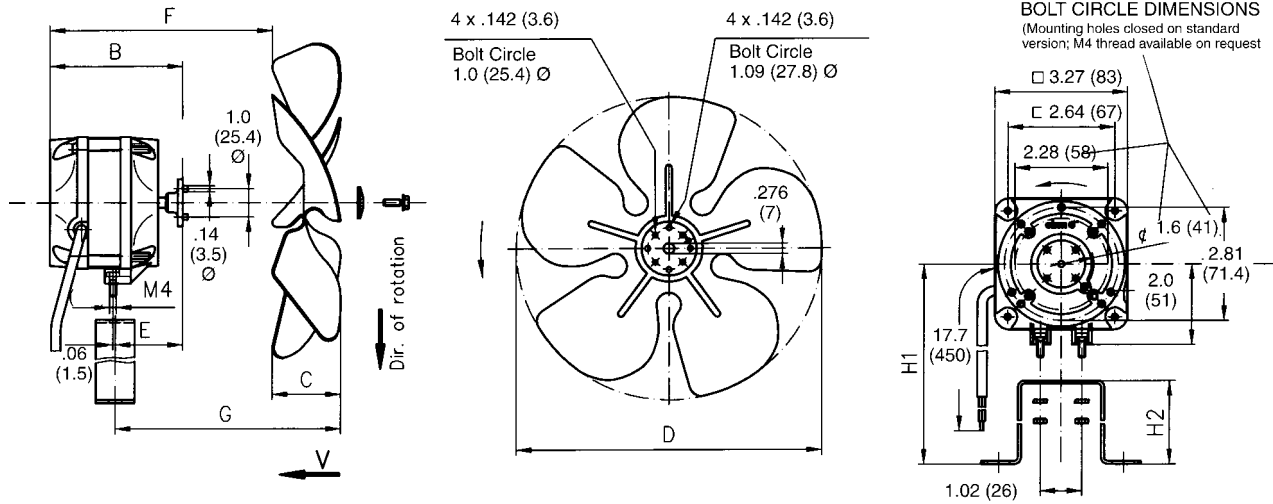
Q-Motors

Offer Efficiency and Performance



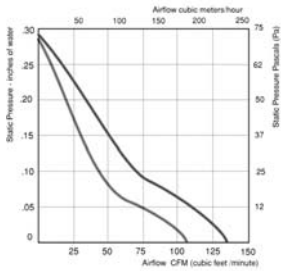
- 4-pole QUAD design, shaded-pole motor with self-aligning, permanently lubricated sintec bearings; thermally (IP 42 standard, IP 54 available) and impedance protected.
- Square outer dimensions, 83x83mm is considered to be general standard.
- Versatile air movers with choice of impeller sizes blade pitches and accessories.
- Choice of air flow and air direction. From 113 to 1082 CFM. Exhaust over motor or inlet over motor.
- CCW rotation when looking at shaft. This ensures that the screws remain tight and in place.
- Contact application engineer for approvals.

AC MOTOR Part Number	Input Volts	Hertz	Input Watts	Output Watts	Amps	Speed (RPM)	Type of Bearing	Bracket Type	Blade Series	Blade Pitch°	Air Flow (CFM)
M4Q045 -BD03 -04	115	50/60	26	5	0.35	1550	Sleeve	1	154	22	113
M4Q045 -BD01 -01	230	50/60	26	5	0.17	1550	Sleeve	1		28	137
										172	22
									200	28	189
M4Q045 -CA17 -04	115	50/60	30	8	0.40	1550	Sleeve	1	200	22	248
M4Q045 -CA01 -01	230	50/60	30	8	0.20	1550	Sleeve	1		28	274
										230	22
M4Q045 -CA27 -04	115	50/60	34	9	0.45	1550	Sleeve	1	230	22	353
M4Q045 -CA25 -04	230	50/60	34	9	0.22	1550	Sleeve	1		28	440
										254	22
M4Q045 -CF07 -04	115	50/60	58	16	0.74	1550	Sleeve	1	254	22	488
M4Q045 -CF01 -01	230	50/60	58	16	0.36	1550	Sleeve	1			
M4Q045 -DA11 -04	115	50/60	62	18	0.87	1550	Sleeve	2	254	22	494
M4Q045 -DA01 -01	230	50/60	62	18	0.42	1550	Sleeve	2		28	641
										300	22
M4Q045 -DA13 -04	115	50/60	80	25	1.10	1550	Sleeve	2	300	22	876
M4Q045 -DA05 -01	230	50/60	80	25	0.55	1550	Sleeve	2			
M4Q045 -EA03 -04	115	50/60	80	26	1.10	1550	Sleeve	3	300	22	912
M4Q045 -EA01 -01	230	50/60	80	26	0.55	1550	Sleeve	3			
M4Q045 -EF03 -04	115	50/60	100	34	1.35	1550	Sleeve	3	300	22	1008
M4Q045 -EF01 -01	230	50/60	100	34	0.65	1550	Sleeve	3		28	1082




Motor output	Blade dimensions										Assembly dimensions				
			22°		28°		22°		28°		H1	H2	B	E	K
Watt	in	mm	in	in	in	in	in	in	in	in	in	in	in	in	in
5	6.06	154	1.08	0.55	1.38	0.65	2.40	2.20	2.20	2.32	3.54	1.54	2.99	1.65	0.59
5	6.77	172	1.22	0.57	1.42	0.67	2.28	2.24	2.17	2.32	4.06	2.05	2.99	1.65	0.59
5	7.87	200	1.26	0.61	N/A	N/A	2.28	2.28	N/A	N/A	4.84	2.83	2.99	1.65	0.59
8	7.87	200	1.26	0.61	1.48	0.71	2.56	2.28	2.44	2.36	4.84	2.83	3.23	1.65	0.59
8	9.06	230	1.44	0.77	N/A	N/A	2.52	2.44	N/A	N/A	4.84	2.83	3.23	1.65	0.59
9	9.06	230	1.44	0.77	1.77	0.91	2.52	2.44	2.36	2.56	4.84	2.83	3.23	1.65	0.59
9	10.00	254	1.46	0.79	N/A	N/A	2.52	2.44	N/A	N/A	5.31	3.31	3.23	1.65	0.59
16	10.00	254	1.46	0.79	N/A	N/A	2.76	2.44	N/A	N/A	5.31	3.31	3.43	1.65	0.59
18	10.00	254	1.46	0.79	1.77	0.93	2.99	2.91	2.83	3.07	5.31	3.31	3.66	2.13	0.59
18	11.81	300	1.67	0.98	N/A	N/A	2.95	3.11	N/A	N/A	6.30	4.29	3.66	2.13	0.59
25	11.81	300	1.67	0.98	N/A	N/A	2.95	3.11	N/A	N/A	6.30	4.29	3.66	2.13	0.59
26	11.81	300	1.67	0.98	N/A	N/A	3.39	3.31	N/A	N/A	6.30	4.29	4.06	2.32	0.63
34	11.81	300	1.67	0.98	1.91	1.10	4.25	4.09	4.09	4.17	6.30	4.29	4.92	3.11	1.30

A4Q154




— A4Q154 230V 60Hz 22' pitch M4Q045BD01
 - - A4Q154 230V 60Hz 28' pitch M4Q045BD01

A4Q172



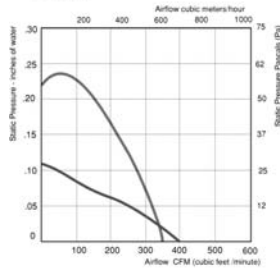
— A4Q172 230V 60Hz 22' pitch M4Q045BD01
 - - A4Q172 230V 60Hz 28' pitch M4Q045BD01

A4Q200




— A4Q200-04B 230V 60Hz 22' pitch M4Q045BD01
 - - A4Q200-05B 230V 60Hz 28' pitch M4Q045BD01

A4Q230-1




— A4Q230-01B 230V 60Hz 22' pitch M4Q045CA03
 - - A4Q230-02B 230V 60Hz 28' pitch M4Q045CA03

A4Q230-2




— A4Q230-04B 230V 60Hz 22' pitch M4Q045CA01

A4Q254



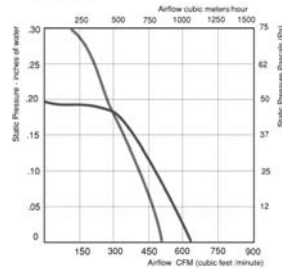
— A4Q254-01B 230V 60Hz 22' pitch M4Q045CF01
 - - A4Q254-02B 230V 60Hz 28' pitch M4Q045CF01

A4Q254-2




— A4Q254-03B 230V 60Hz 22' pitch M4Q045CA03

A4Q254-3



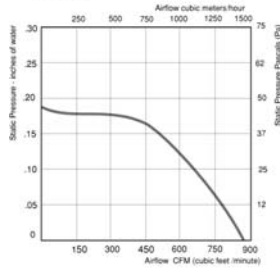
— A4Q254-04B 230V 60Hz 22' pitch M4Q045DA03
 - - A4Q254-05B 230V 60Hz 28' pitch M4Q045DA03

A4Q300-1



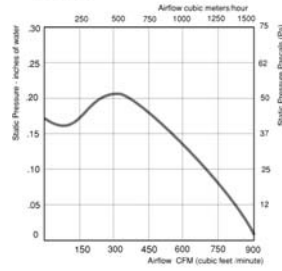
— A4Q300-01B 230V 60Hz 22' pitch M4Q045DA01

A4Q300-2




— A4Q300-02B 230V 60Hz 22' pitch M4Q045DA05

A4Q300-3



— A4Q300-03B 230V 60Hz 22' pitch M4Q045EA01

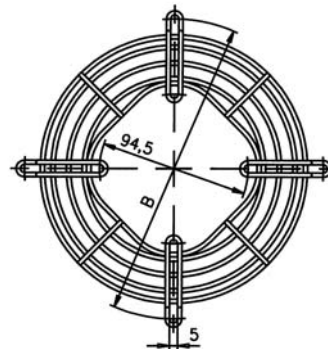
A4Q300-4



— A4Q300-04B 230V 60Hz 22' pitch M4Q045EF01
 - - A4Q300-05B 230V 60Hz 28' pitch M4Q045EF01

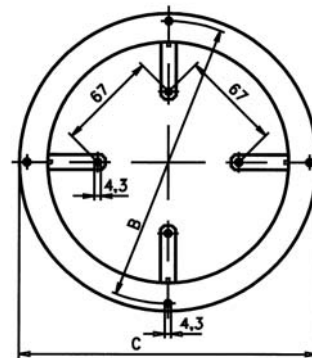
FLAT GRILL GUARD

Impeller Diameter	Flat Guard Part Number	Depth of Guard	Mtg Hole Dia. (B)	Max. Pitch Air Delivery	
				"V"	"A"
154	50967-2-4039	11.5	190	34°	34°
172	50968-2-4039	11.5	208	34°	34°
200	50969-2-4039	11.5	236	34°	28°
230	50970-2-4039	17.5	266	28°	28°
254	50971-2-4039	17.5	290	28°	28°
300	50972-2-4039	17.5	344	-	22°



WALL RING for AIR DELIVERY - "A"

Impeller Diameter	Wall Ring ("A") Part Number	Overall Dia. (C)	Mtg Hole Dia. (B)	Max. Pitch Air Delivery	
				"A"	"A"
154	52550-2-4037	200	190	34°	
172	52551-2-4037	223	208	34°	
200	52552-2-4037	246	236	28°	
230	52553-2-4037	276	266	28°	
254	52554-2-4037	300	290	28°	
300	52555-2-4037	356	344	22°	

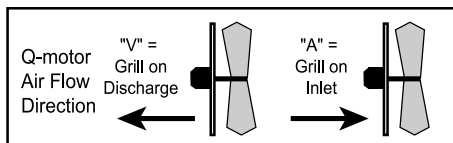
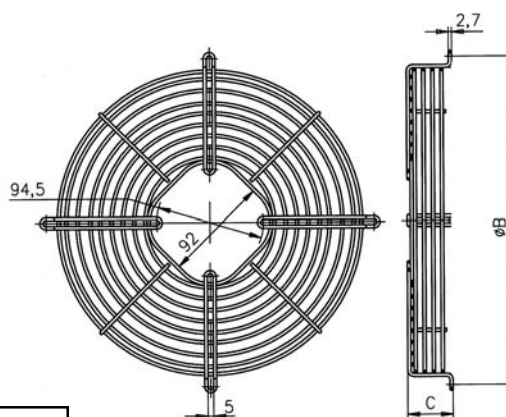


WALL RING for AIR DELIVERY - "V"

Impeller Diameter	Wall Ring ("V") Part Number	Overall Dia. (C)	Mtg Hole Dia. (B)	Max. Pitch Air Delivery	
				"V"	"V"
154	52542-2-4037	200	190	34°	
172	52543-2-4037	223	208	34°	
200	52544-2-4037	246	236	34°	
230	52545-2-4037	276	266	28°	
254	52546-2-4037	300	290	28°	
300	52547-2-4037	356	344	22°	

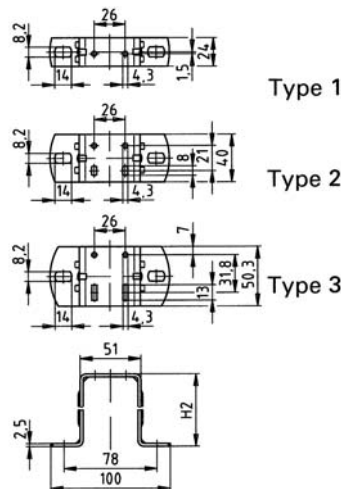
BASKET GRILL GUARD

Impeller Diameter	Basket Guard Part Number	Depth (C)	Hole Dia(B)	Max. Pitch Air Delivery	
				"V"	"A"
172	66309-2-4039	37.5	208	34°	34°
200	66310-2-4039	37.5	236	34°	28°
230	66311-2-4039	40	266	28°	28°
254	66312-2-4039	40	290	28°	28°
300	66313-2-4039*	46.8	344	-	22°



BRACKETS

Motor Series	Bracket Part Number	Bracket Type	H2 (mm)
M4Q045-BD	71881-2-4053	1	39
	71882-2-4053	1	52
	71883-2-4053	1	72
M4Q045-CA	71883-2-4053	1	72
M4Q045-CA	71883-2-4053	1	72
M4Q045-CF	71884-2-4053	1	84
	71884-2-4053	1	84
M4Q045-DA	71885-2-4053	2	84
M4Q045-DA	71886-2-4053	2	109
	71886-2-4053	2	109
M4Q045-EA	71887-2-4053	3	109
M4Q045-EF	71887-2-4053	3	109



Q-Motor Impeller Part Numbers

Part Number (A)	Impeller Size (mm)	Impeller Pitch (°)	Impeller Part Number (V)	Exhaust over motor
73761-2-3634	154	22	73801-2-3634	
73762-2-3634	154	28	73802-2-3634	
73763-2-3634	154	34	73803-2-3634	
73764-2-3634	172	22	73804-2-3634	
73765-2-3634	172	28	73805-2-3634	
73766-2-3634	172	34	73806-2-3634	
73767-2-3634	200	22	73807-2-3634	
73768-2-3634	200	28	73808-2-3634	
73769-2-3634	200	34	73809-2-3634	
73770-2-3634	230	22	73810-2-3634	
73771-2-3634	230	28	73811-2-3634	
73772-2-3634	230	34	73812-2-3634	
73773-2-3634	254	22	73813-2-3634	
73774-2-3634	254	28	73814-2-3634	
73775-2-3634	254	34	73815-2-3634	
73776-2-3634	300	22	73816-2-3634	
73777-2-3634	300	28	73817-2-3634	
73778-2-3634	300	34	73818-2-3634	