





SPECIFICATION FOR APPROVAL

TO : _____

REF. No. _____

APPROVED DATE 	CHECKED DATE  	PREPARED DATE 
--	--	--

MODEL No. AB3505HX-QB3 P.S. _____

DESCRIPTION: DC FAN (RoHS) REV. B

ID No. _____

THIS OFFER IS MADE ACCORDING TO YOUR CURRENT INQUIRY.
UNLESS OTHERWISE REVISED, THIS SPECIFICATION WILL BE FINAL FOR
ALL FUTURE PRODUCTION OF ORDERS FROM YOUR RESPECTED COMPANY

KINDLY STUDY IN DETAILS AND RETURN TO US THE DUPLICATE DULY
SIGNED AS YOUR CONFIRMATION OF SAME.



ADDACORP.
REGISTERED TO ISO 9001
ISO/TS 16949
CERTIFICATE NO. A8035



ADDACORPORATION

D A T A - S H E E T

Engineering

BRUSHLESS AXIAL COOLING FANS.

Printed on: 08/10/01

Customer :	Ref: (RoHS)																																		
ADDA Model No. : AB3505HX-QB3																																			
Samples attached : piece(s)																																			
Safety Approval : CE																																			
<p>Specifications</p> <p>=====</p> <table border="1"> <thead> <tr> <th>ITEM</th> <th>SPECIFICATION / CONDITION</th> </tr> </thead> <tbody> <tr> <td>DIMENSIONS</td> <td>: 35x35x7.5 MM</td> </tr> <tr> <td>BEARING TYPE</td> <td>: HYPRO</td> </tr> <tr> <td>RATED VOLTAGE</td> <td>: 5.0 VDC</td> </tr> <tr> <td>OPERATING VOLTAGE RANGE</td> <td>: 4.5 VDC - 5.5 VDC</td> </tr> <tr> <td>START-UP VOLTAGE</td> <td>: 4.0 VDC, NOMINAL</td> </tr> <tr> <td>RATED / ACTUAL CURRENT</td> <td>: 0.130 Amp. + 10% MAX / 0.070 Amp</td> </tr> <tr> <td>RATED / ACTUAL POWER</td> <td>: 0.650 / 0.350 watt.</td> </tr> <tr> <td>RATED SPEED</td> <td>: 7500 RPM ± 15% (IN FREE AIR AT RATED VOLTAGE)</td> </tr> <tr> <td>AIR FLOW</td> <td>: 1.20 CFM (IN FREE AIR AT RATED VOLTAGE)</td> </tr> <tr> <td>STATIC AIR PRESSURE</td> <td>: 0.263 Inch Water (IN FREE AIR AT RATED VOLTAGE)</td> </tr> <tr> <td>NOISE LEVEL</td> <td>: 28.3 dB(A)</td> </tr> <tr> <td>MOTOR PROTECTION</td> <td>: BY IC</td> </tr> <tr> <td>CONNECTION LEAD TYPE</td> <td>: WIRE ,AWG#28</td> </tr> <tr> <td>LIFE EXPECTANCY</td> <td>: 50000 Hours at 25°C / 65%</td> </tr> <tr> <td>NET WEIGHT</td> <td>: 9 Gram.</td> </tr> <tr> <td>PACKING</td> <td>: 400 pcs. per Export Carton</td> </tr> </tbody> </table> <p>Unless otherwise stated, the relative humidity is 65%, and the temperature is 25°C for the standard testing.</p> <p>Should you have any doubt, please refer to the environmental conditions specified in the acknowledgement document.</p>		ITEM	SPECIFICATION / CONDITION	DIMENSIONS	: 35x35x7.5 MM	BEARING TYPE	: HYPRO	RATED VOLTAGE	: 5.0 VDC	OPERATING VOLTAGE RANGE	: 4.5 VDC - 5.5 VDC	START-UP VOLTAGE	: 4.0 VDC, NOMINAL	RATED / ACTUAL CURRENT	: 0.130 Amp. + 10% MAX / 0.070 Amp	RATED / ACTUAL POWER	: 0.650 / 0.350 watt.	RATED SPEED	: 7500 RPM ± 15% (IN FREE AIR AT RATED VOLTAGE)	AIR FLOW	: 1.20 CFM (IN FREE AIR AT RATED VOLTAGE)	STATIC AIR PRESSURE	: 0.263 Inch Water (IN FREE AIR AT RATED VOLTAGE)	NOISE LEVEL	: 28.3 dB(A)	MOTOR PROTECTION	: BY IC	CONNECTION LEAD TYPE	: WIRE ,AWG#28	LIFE EXPECTANCY	: 50000 Hours at 25°C / 65%	NET WEIGHT	: 9 Gram.	PACKING	: 400 pcs. per Export Carton
ITEM	SPECIFICATION / CONDITION																																		
DIMENSIONS	: 35x35x7.5 MM																																		
BEARING TYPE	: HYPRO																																		
RATED VOLTAGE	: 5.0 VDC																																		
OPERATING VOLTAGE RANGE	: 4.5 VDC - 5.5 VDC																																		
START-UP VOLTAGE	: 4.0 VDC, NOMINAL																																		
RATED / ACTUAL CURRENT	: 0.130 Amp. + 10% MAX / 0.070 Amp																																		
RATED / ACTUAL POWER	: 0.650 / 0.350 watt.																																		
RATED SPEED	: 7500 RPM ± 15% (IN FREE AIR AT RATED VOLTAGE)																																		
AIR FLOW	: 1.20 CFM (IN FREE AIR AT RATED VOLTAGE)																																		
STATIC AIR PRESSURE	: 0.263 Inch Water (IN FREE AIR AT RATED VOLTAGE)																																		
NOISE LEVEL	: 28.3 dB(A)																																		
MOTOR PROTECTION	: BY IC																																		
CONNECTION LEAD TYPE	: WIRE ,AWG#28																																		
LIFE EXPECTANCY	: 50000 Hours at 25°C / 65%																																		
NET WEIGHT	: 9 Gram.																																		
PACKING	: 400 pcs. per Export Carton																																		
ADDA CORPORATION	Model No.: AB3505HX-QB3																																		
Page 1/4																																			



SPECIFICATION

1.0 SCOPE

- 1.1 If the information or other related document is inconsistent with this acknowledgement document, please refer to the acknowledge document.
- 1.2 This documentation defines the mechanical & electrical characteristics of DC brushless fans.
- 1.3 The specification of this product is described in details in the acknowledgement document. No guarantee is given to our product under the use of over specifications.
- 1.4 For any change or amendment to the specifications, such change will be noticed in writing beforehand.
- 1.5 If the product is used on the MIS system, please specify the specification in the purchase order.

2.0 MATERIAL

- 2.1 Frame : Aluminum alloy
- 2.2 Fan Blade : UL94V-0 Glass Filled polyester (P.B.T)
- 2.3 Bearing Sys. : Sleeve, oil impregnated.
 Two Ball Bearing
 One Ball one Sleeve
 Hypro Bearing
 FDB Bearing
- 2.4 RoHS : YES

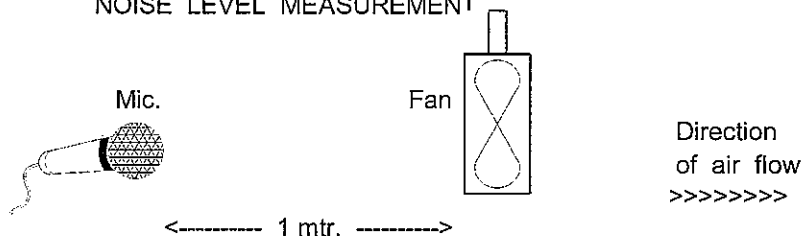
3.0 DIMENSIONS & CONSTRUCTION

All dimensions, Direction of rotation and air flow were specified as per drawing attached.

4.0 CHARACTERISTICS & DEFINITION

- 4.1 All rated characteristics were specified as per data sheet enclosed.
- 4.2 Rated Current : Rated Current shall be measured after 3 minutes of continuous rotation at rated voltage.
- 4.3 Rated Speed : Rated Speed shall be measured after 3 minutes of continuous rotation at rated voltage.
- 4.4 Start Voltage : The voltage which is able to start the fan to operate by suddenly switching 'ON'.
- 4.5 Input Power : Input Power shall be measured after 3 minutes of continuous rotation at rated voltage.
- 4.6 Locked Rotor Current : Locked current shall be measured within one minute of rotor locked, after 3 minutes of continuous rotation at rated voltage in clean air.
- 4.7 Air Flow & Static Pressure : The air flow data and static pressures should be determined in accordance with AMCA standard or DIN24163 specification in a doublechamber testing with intake - side measurement.
- 4.8 Noise Level : The measurement of noise level is carried out with reference to CNS8753 in an anechoic chambar with the microphone positioned 1 meter from the air intake. Testing fan shall be hung in clean air.

NOISE LEVEL MEASUREMENT



SPECIFICATION

5.0 MECHANICAL INSPECTION

5.1 Rotation Direction

Counterclockwise when look into impeller side.

5.2 Protection

All fans have integrated protection against locked rotor condition so that there will be no damage to winding or any electronic component.

Restarting is automatic as soon as any constraint to rotation has been released.

As fan placed at dead angle position, and the switch was changed from off to on. Restarting was automatic normal as soon as and proved that this fan is good fan.

5.3 Locked Rotor Protection

No damage shall be found after 72 hours continuously at condition of rotation locked.

Restarting is automatic as soon as constraint to running has been released.

5.4 Avoid the damage, check the correct voltage and proper polarity before connecting with power.

5.5 Free Drop Shock

In minimum package condition, the fan should withstand drops on any three faces from a height of 30cm onto a wood board of 10mm thick.

5.6 Please do not stick a grease and/or an oil to the fan housing or blade which may have a harmful influence by a chemical reaction at high humidity.

5.7 If the fan is reinstalled, please pay special attention to the noise due to the vibration (or resonance).

5.8 During the testing of the fan, please make sure the finger guard is used for safety.

6.0 ELECTRICAL INSPECTION

6.1 Insulation Resistance

Not less than 10M ohm between housing and positive end of lead wire (red) at 500V DC.

6.2 Dielectric Strength

No damage should be found at 500 VAC for 60 seconds, measured with 1mA trip current between housing and positive end of lead wire.

6.3 Life Expectancy

The continuous duty life at given temperature after which, 90% of testing units shall still be running.

6.4 While the fan is running, do not intentionally lock the fan for a long time since the overheating of the motor produced by the long-time locking will damage the fan.

7.0 ENVIRONMENTAL

7.1 Improper use such as disassembling the fan, being covered with dust, or dipping the fan in water that results in defects is not covered in the warranty. Do not use the fan in the environment with corrosive air or liquid.

7.2 Operating Temperature / Humidity

-10°C to +70°C at humidity 65%±20% RH.

7.3 Storage Temperature

All function shall be normal after 500 hours storage at -40°C to +70 °C with a 24 hour recovery period at room temperature.

7.4 Humidity

After 96 hours, 95% RH, 40+/-2°C per MIL-STD-202F, method 103B humidity test, the measured data on insulation resistance and dielectric strength shall meet the specification.

7.5 Do not place or store the fan in the environment with high/low temperature/humidity. Do not store the fan for over 6 months; even if the fan is stored in room temperature for over 6 months, the fan may have the electric current leakage.



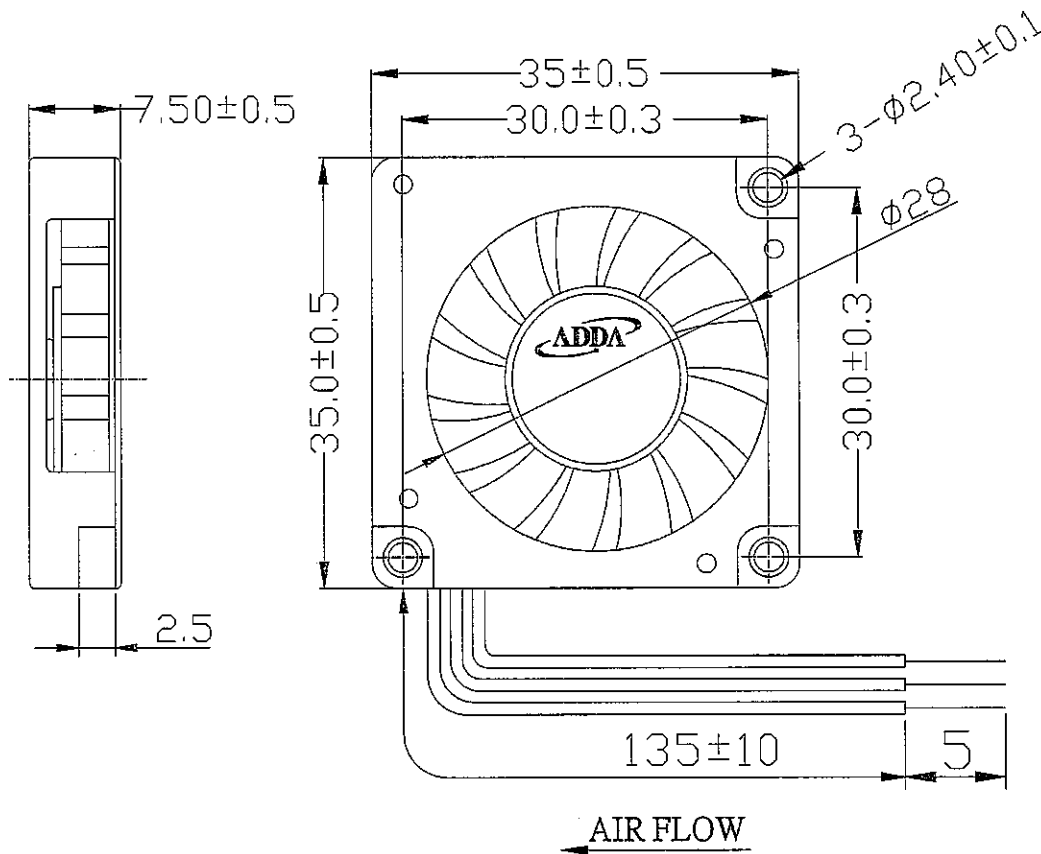
SPECIFICATION

8.0 REMARKS

- 8.1 Material and construction are subject to change without advance notice. The changes should be within specification.
- 8.2 All fans shall meet the quality inspection under sampling plan MIL-STD-105E as follow:

Critical	0.25%
Major	1.00%
Minor	2.50%

9.0 OUTLINE STYLING & DIMENSIONS



LEAD WIRES : UL 1571, AWG28, L=135 +/- 10 MM
 Red = positive ; Black = negative.
 White = FG

10.0 Notes:

- 10.1 Please do not touch and push Fan Blade with fingers or others, fan blade and hypro bearings may be damaged and it causes noise defect.
- 10.2 Do not carry the fan by its lead wires.
- 10.3 If the fan does not have the polarity protection function, the connection of the colored wires should be red + red, and black + black, or else the fan will be damaged in no time.
- 10.4 For the models without reverse connection of polarity protection, please do not connect the lead wire in reverse


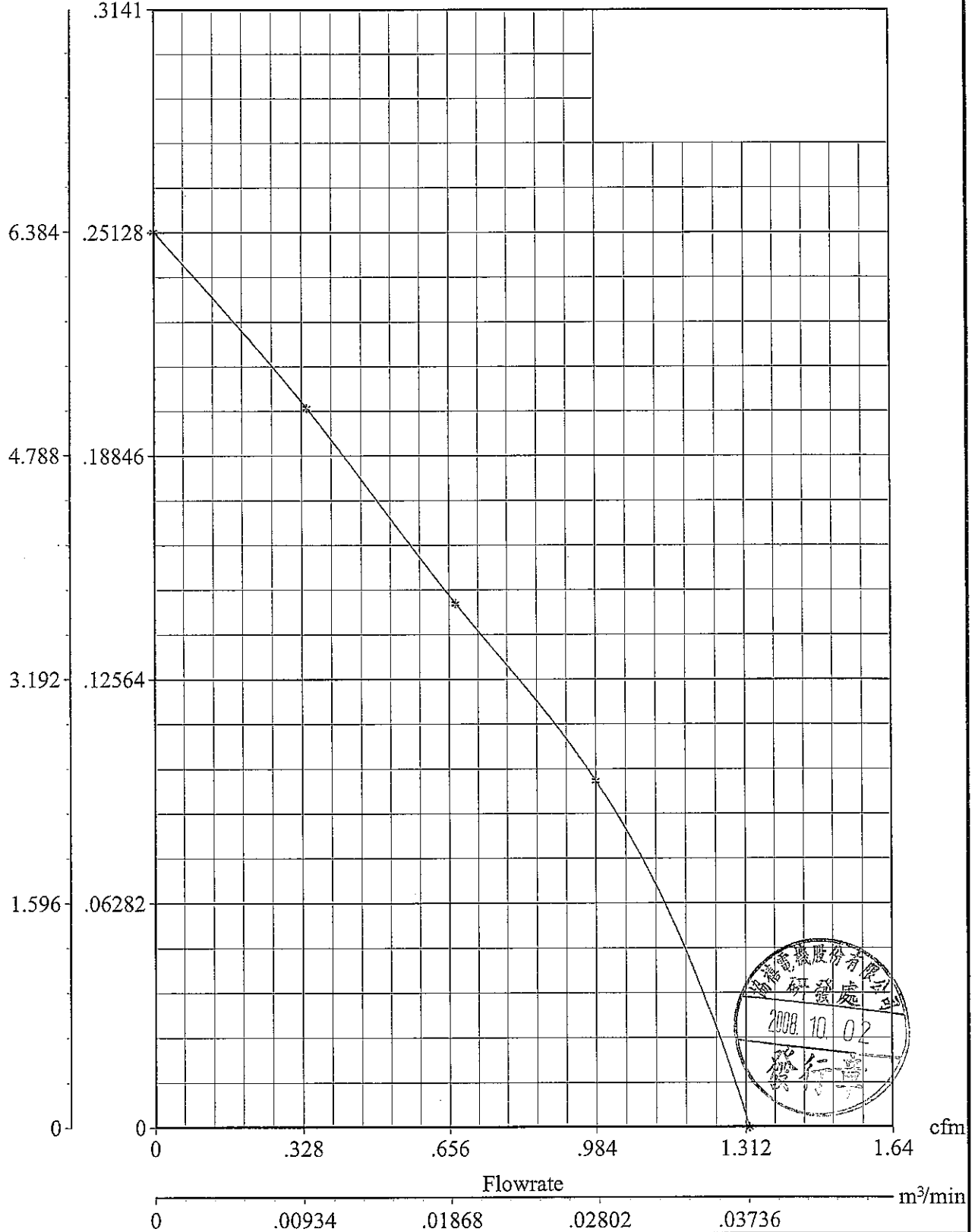




Adda Fan Performance Test Report

Static Pressure
mmH₂O inH₂O

Fan Model : AB3505HX-QB3



Approver :

Examiner :

Tester :