

LOC	DIST	REVISIONS			
P	LTR	DESCRIPTION	DATE	DWN	APVD
	B	ECO-07-013753	12JUN07	MB	MS
	B1	REVISED PER ECO-10-000444	19JAN10	KK	HMR

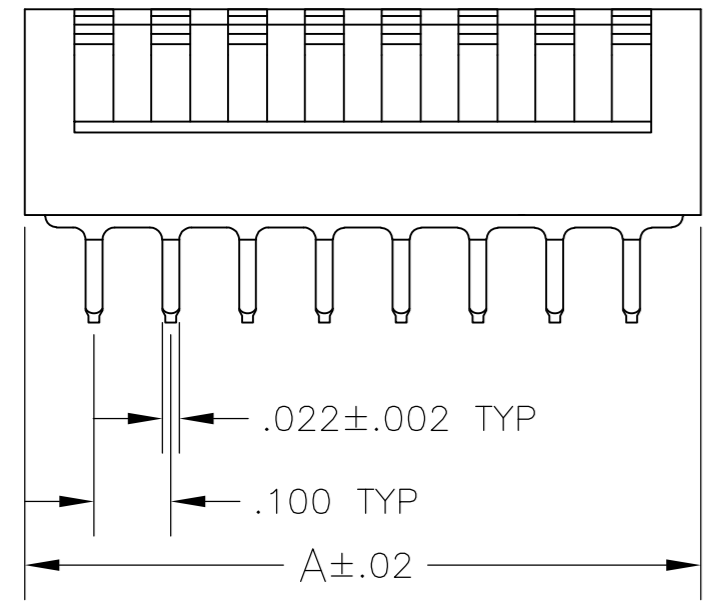
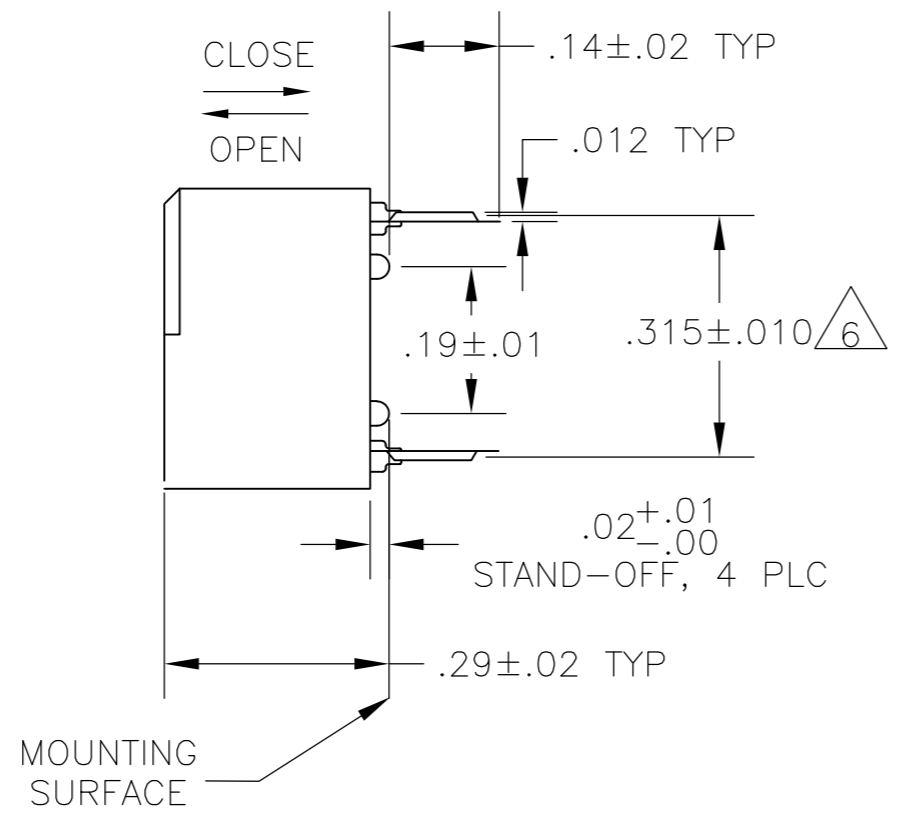
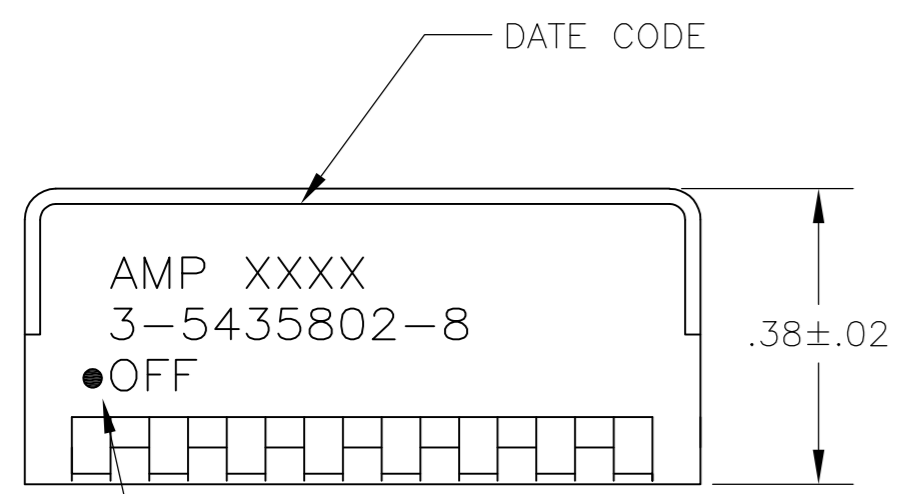
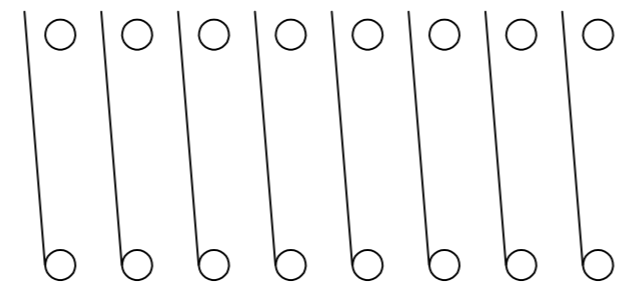


FIG 1



CONTENT ARRANGEMENT

1. FOR ADDITIONAL SPECIFICATIONS SEE AMP PRODUCT SPEC 108-7519.
2. SWITCH SHOWN IN OPEN POSITION.
3. ALL CHARACTERS AND ROCKERS ARE WHITE, HOUSING IS BLACK.
4. STAMPING WILL VARY ON 2 AND 3 POSITION TOPS DUE TO SPACE RESTRICTIONS.
5. STRIPPABLE TRANSPARENT SEAL, SEE FIG 6.
6. .315 DIMENSION APPLIES AT TERMINAL TIPS. TERMINALS ARE .300±.010 AT MOUNTING SURFACE.
7. NO POSITION MARKING.
8. NO PART NO. MARKING.
9. STRIPPABLE TAPE SEAL, SEE FIGURE 8.
10. ALL MATERIALS AND FINISHES SHALL COMPLY WITH EU DIRECTIVE 2002/95/EC OF 27JAN2003 (ROHS)
11. MATERIAL: HOUSING AND ROCKERS - POLYESTER  
CONTACT & SOLDER LEAD - COPPER ALLOY
12. FINISH: CONTACT - GOLD OVER NICKEL  
SOLDER LEAD - TIN OVER NICKEL
13. OBSOLETE PARTS: OBSOLETE CIS STREAMLINING PER D.RENAUD/D.SINISI

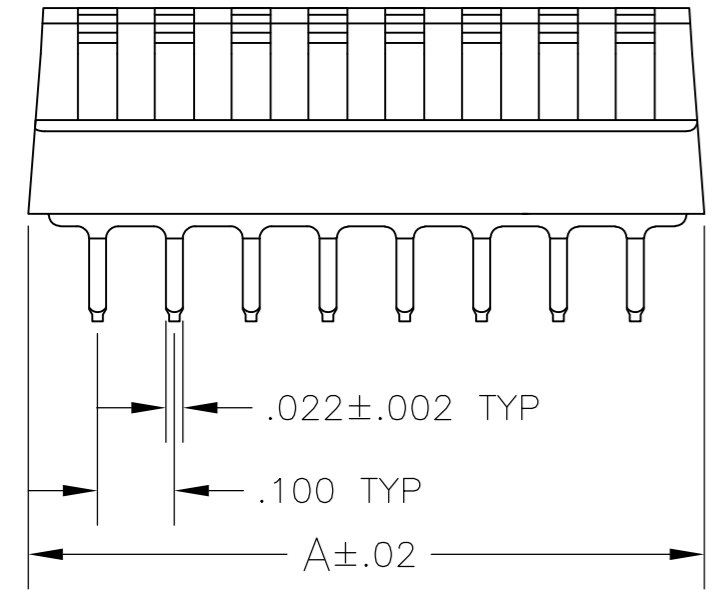
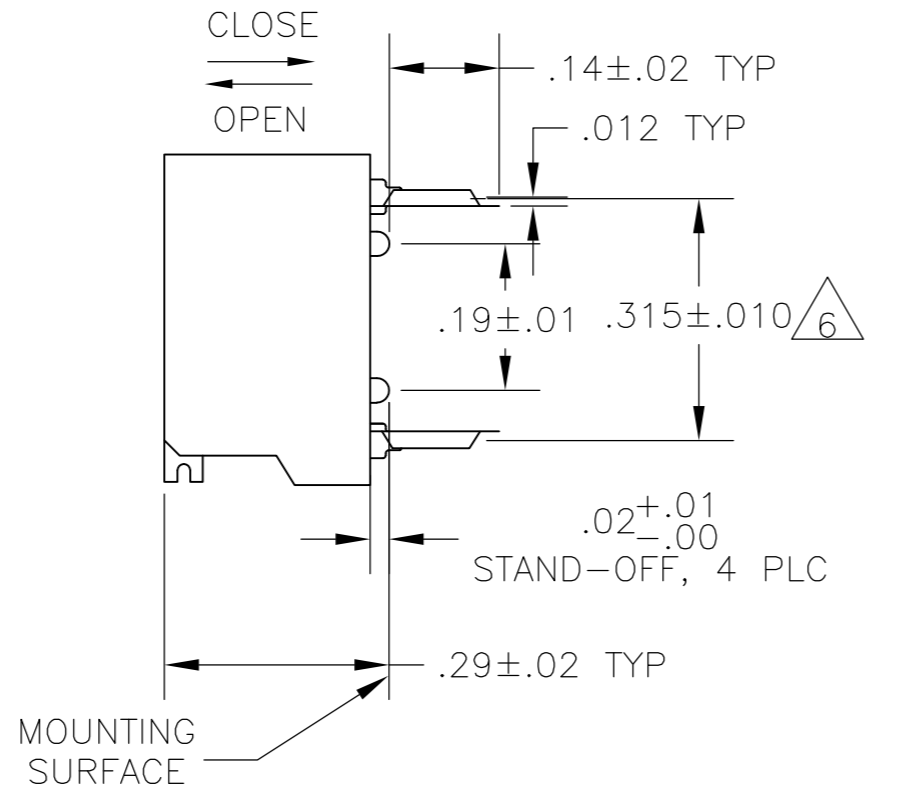
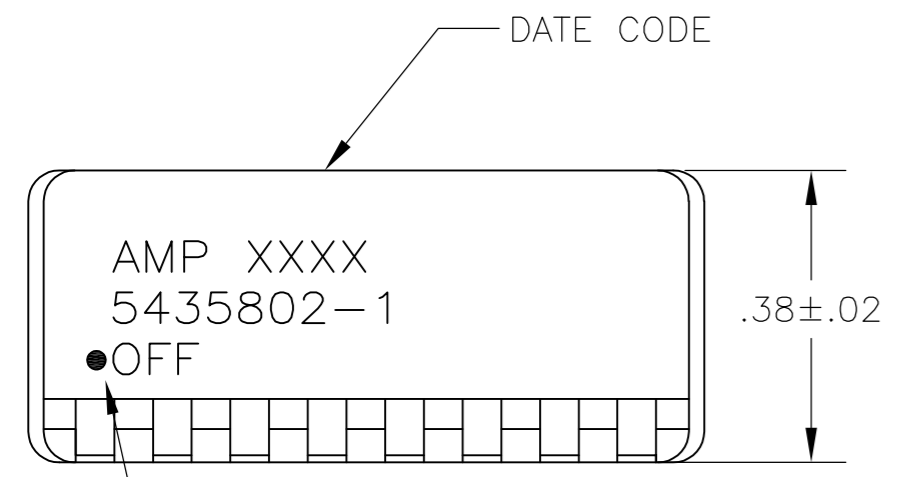


FIG 2

FIG	FIG	FIG	FIG	FIG	FIG	FIG	FIG
FIG 2	FIG 3A & 7		1.08	10	6-5435802-3		
FIG 1	FIG 3B	9	.88	8	3-5435802-8		
FIG 2	7 8	5	.88	8	3-5435802-0		
FIG 2	7 8	5	.48	4	2-5435802-9		
FIG 2	FIG 3A	5	1.28	12	2-5435802-2		
FIG 2			1.18	11	2-5435802-1		
FIG 2			1.08	10	2-5435802-0		
FIG 2			.98	9	1-5435802-9		
FIG 2			.78	7	1-5435802-8		
FIG 2			.68	6	1-5435802-7		
FIG 2			.58	5	1-5435802-6		
FIG 2	8		.48	4	1-5435802-5		
FIG 2	FIG 3A		1.28	12	1-5435802-2		
FIG 1	8		.28	2	1-5435802-0		
FIG 2	FIG 3A	5	.88	8	5435802-9		
FIG 2			1.08	10	5435802-8		
FIG 2			.98	9	5435802-7		
FIG 2			.78	7	5435802-6		
FIG 2			.68	6	5435802-5		
FIG 2			.58	5	5435802-4		
FIG 2			.48	4	5435802-3		
FIG 2	8		.38	3	5435802-2		
FIG 2	FIG 3A		.88	8	5435802-1		
HOUSING	MARKING	PROTECTIVE SEAL	A	NO OF POSN	PART NO		

5435802-1 SHOWN

THIS DRAWING IS A CONTROLLED DOCUMENT.		DWN	R. TALLEY	19-9-89	 Tyco Electronics Corporation Harrisburg, Pa 17105-3608
DIMENSIONS: INCHES		CHK	R. MILLER	19-9-89	
TOLERANCES UNLESS OTHERWISE SPECIFIED:		APVD	H. LEITER	19-9-89	
0 PLC ± - 1 PLC ± - 2 PLC ± - 3 PLC ± .005 4 PLC ± - ANGLES ± - FINISH ± -		NAME		PRODUCT SPEC	
MATERIAL		WEIGHT		APPLICATION SPEC	SIZE
FINISH		CUSTOMER DRAWING		SCALE	CAGE CODE
SCALE		SHEET 1 OF 2		RESTRICTED TO	DRAWING NO
SCALE 4:1		A2 00779		REV	5435802
SHEET 1 OF 2		REV B1			

THIS DRAWING IS UNPUBLISHED. RELEASED FOR PUBLICATION  
 © COPYRIGHT BY TYCO ELECTRONICS CORPORATION. ALL RIGHTS RESERVED.

LOC	DIST	REVISIONS			
P	LTR	DESCRIPTION	DATE	DWN	APVD
AD	00	SEE SHEET 1	-	-	-

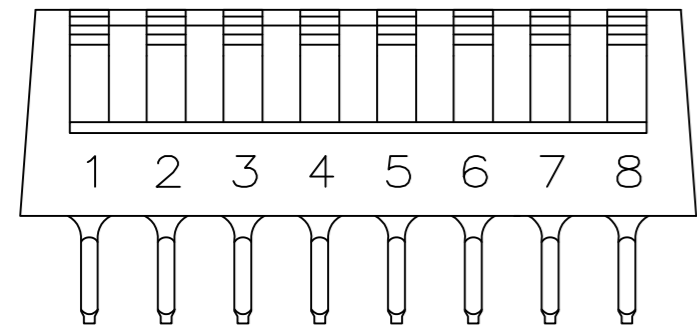


FIG 3A

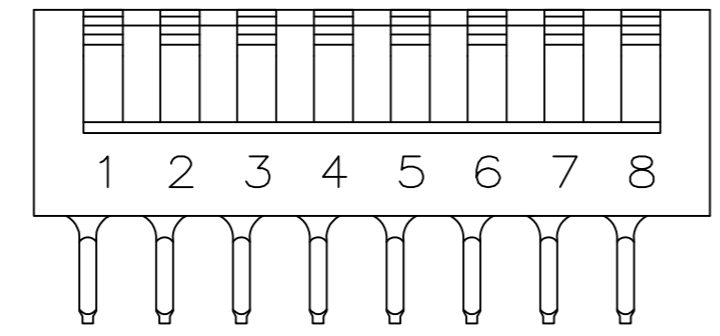


FIG 3B

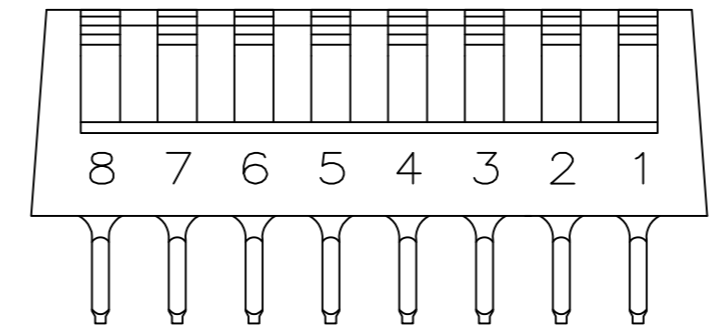
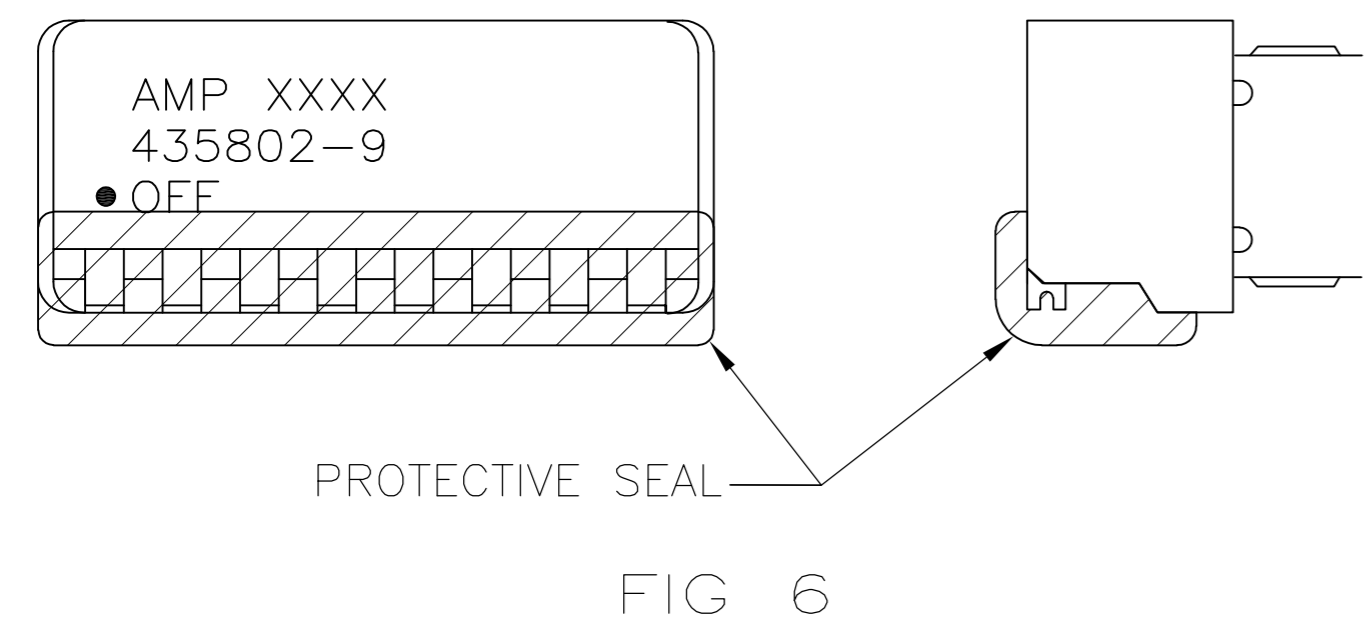


FIG 4



PROTECTIVE SEAL  
FIG 6

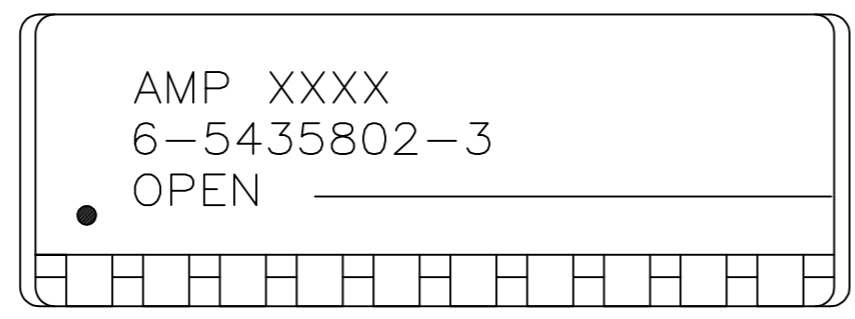


FIG 7

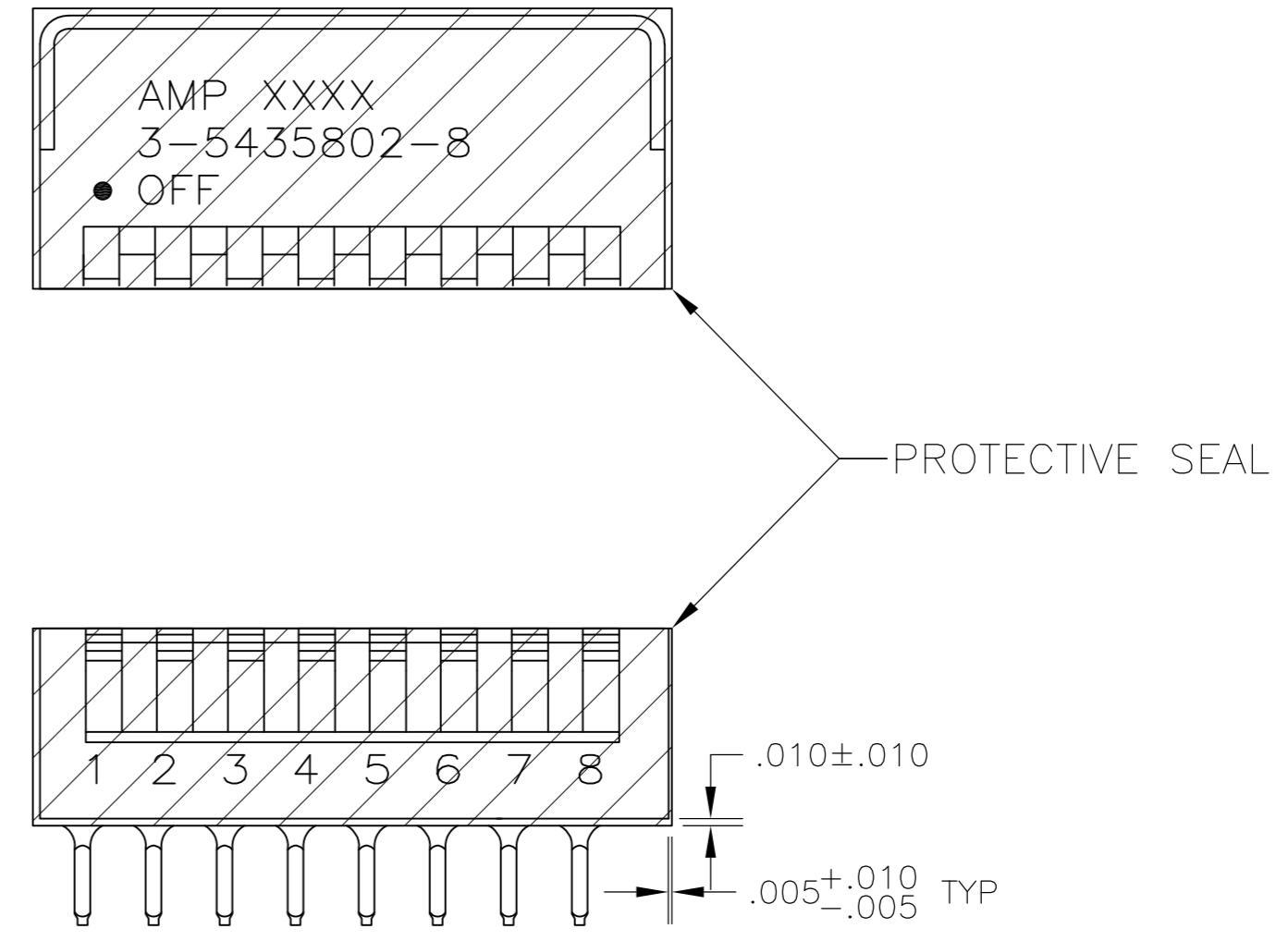


FIG 8

THIS DRAWING IS A CONTROLLED DOCUMENT.		DWN R. TALLEY 19-9-89	Tyco Electronics Corporation Harrisburg, Pa 17105-3608
DIMENSIONS: INCHES		CHK R. MILLER 19-9-89	
TOLERANCES UNLESS OTHERWISE SPECIFIED:		APVD H. LEITER 19-9-89	NAME SWITCH ASSY, DIP, TYPE C, 7000 SERIES, SPST, SIDE ACTUATED
		PRODUCT SPEC -	SIZE A2
MATERIAL SEE SHEET 1		APPLICATION SPEC -	CAGE CODE 00779
FINISH SEE SHEET 1		WEIGHT -	DRAWING NO C=5435802
		CUSTOMER DRAWING	RESTRICTED TO -
		SCALE 4:1	SHEET 2 OF 2
			REV B1

5435802