

IECEX Certificate of Conformity

INTERNATIONAL ELECTROTECHNICAL COMMISSION IEC Certification Scheme for Explosive Atmospheres

for rules and details of the IECEx Scheme visit www.iecex.com

Certificate No.: IECEx PTB 15.0035 Issue No: 0 Certificate history:
Issue No. 0 (2015-11-24)

Status: Current Page 1 of 3

Date of Issue: 2015-11-24

Applicant: steute Schaltgeräte GmbH & Co. KG
Brückenstraße 91
32584 Löhne
Germany

Electrical Apparatus: Foot switch type Ex GF**** and Ex GFSI****
Optional accessory:

Type of Protection: "d", "e", "tb"

Marking: Ex d e IIC T6 Gb
Ex tb IIIA T80 °C Db

Approved for issue on behalf of the IECEx
Certification Body:

Dr.-Ing. Uwe Klausmeyer

Position:

Head of Department Explosion Protection in Energy Technology

Signature:
(for printed version)

Date:


24.11.15

1. This certificate and schedule may only be reproduced in full.
2. This certificate is not transferable and remains the property of the issuing body.
3. The Status and authenticity of this certificate may be verified by visiting the [Official IECEx Website](http://www.iecex.com).

Certificate issued by:

Physikalisch-Technische Bundesanstalt (PTB)
Bundesallee 100
38116 Braunschweig
Germany





IECEX Certificate of Conformity

Certificate No: IECEx PTB 15.0035 Issue No: 0

Date of Issue: 2015-11-24 Page 2 of 3

Manufacturer: **steute Schaltgeräte GmbH & Co. KG**
Brückenstraße 91
32584 Löhne
Germany

Additional Manufacturing
location(s):

This certificate is issued as verification that a sample(s), representative of production, was assessed and tested and found to comply with the IEC Standard list below and that the manufacturer's quality system, relating to the Ex products covered by this certificate, was assessed and found to comply with the IECEx Quality system requirements. This certificate is granted subject to the conditions as set out in IECEx Scheme Rules, IECEx 02 and Operational Documents as amended.

STANDARDS:

The electrical apparatus and any acceptable variations to it specified in the schedule of this certificate and the identified documents, was found to comply with the following standards:

IEC 60079-0 : 2011 Edition:6.0	Explosive atmospheres - Part 0: General requirements
IEC 60079-1 : 2007-04 Edition:6	Explosive atmospheres - Part 1: Equipment protection by flameproof enclosures "d"
IEC 60079-31 : 2013 Edition:2	Explosive atmospheres - Part 31: Equipment dust ignition protection by enclosure "t"
IEC 60079-7 : 2006-07 Edition:4	Explosive atmospheres - Part 7: Equipment protection by increased safety "e"

This Certificate does not indicate compliance with electrical safety and performance requirements other than those expressly included in the Standards listed above.

TEST & ASSESSMENT REPORTS:


A sample(s) of the equipment listed has successfully met the examination and test requirements as recorded in

Test Report:

[DE/PTB/ExTR15.0043/00](#)

Quality Assessment Report:

[DE/BVS/QAR06.0023/07](#)



IECEX Certificate of Conformity

Certificate No: IECEx PTB 15.0035

Issue No: 0

Date of Issue: 2015-11-24

Page 3 of 3

Schedule

EQUIPMENT:

Equipment and systems covered by this certificate are as follows:

Description

The foot switch type Ex GFI *** and Ex GFSI *** consists of one or two – separately certified – switches, which are built into an enclosure out of aluminium in the type of protection Increased Safety "e" and protection by enclosure "tb". Connection is made by - separately certified - cable glands.

Technical Data, Nomenclature and Notes for Manufacturing and Operation see Annex.

CONDITIONS OF CERTIFICATION: NO

Annex:

[COCA150035-00.pdf](#)



Applicant: steute Schaltgeräte GmbH & Co. KG
Brückenstraße 91
32584 Löhne
Germany

Electrical Apparatus: Foot switch type Ex GFI*** and Ex GFSI***


Description

The foot switch type Ex GFI*** and Ex GFSI*** consists of one or two – separately certified – switches, which are built into an enclosure out of aluminium in the type of protection Increased Safety "e" and Protection by Enclosure "tb". Connection is made by – separately certified – cable glands.

Technical data

Rated insulation voltage	up to 250 V
Rated operating voltage	up to 250 V AC / 230 V DC
Rated current I _e	max. 5 A (AC) / 0.2 A (DC)
Conductor size	2.5 mm ² (position switch 8080/1-*) 1.5 mm ² (position switch Ex95***)
Provided the making and breaking capacities are met, rated values other than those specified above, however complying with the relevant regulations, are acceptable and will be defined by the manufacturer on the basis of the operating mode, utilisation category, etc.	
Ambient temperatures	8080/1-* -40 °C to +55 °C Ex95*** -20 °C to +55 °C
Degree of protection	IP55 in accordance with EN 60529

Following position switch can be built in:	
Type	Number of certificate
8080/1	IECEX PTB 05.0025U PTB 00 ATEX 1112U
Ex95***	DE/BVS/ExTR07.0014/00 DMT 00 ATEX E 093 U



Nomenclature

Ex	GF*	*	*	*
1	2	3	4	5

- 1: Ex foot switch
- 2: Design
 - I = with cover (Ex GFI)
 - SI = with protecting cover (Ex GFSI)
 - IM = with cover and snap action contact (Ex GFIM)
 - SIM = with protecting cover and snap action contact (Ex GFSIM)
- 3: Contact function
 - 1 NC
 - 1 NC / 1 NO
 - 2 NC
 - 2 NC / 2 NO
 - 4 NC
 - 3 NC / 1 NO
- 4: Ambient temperature
 - no marking: standard ambient temperature -20 °C to +55 °C, T6
 - 40 °C: -40 °C to +55 °C, T6
- 5: Additional marking (operating force, NIRO, etc.)

Notes for manufacturing and operation

The foot switch can only be used in dust group IIIA.