

# SC 40 USB MS SC 70 USB MS

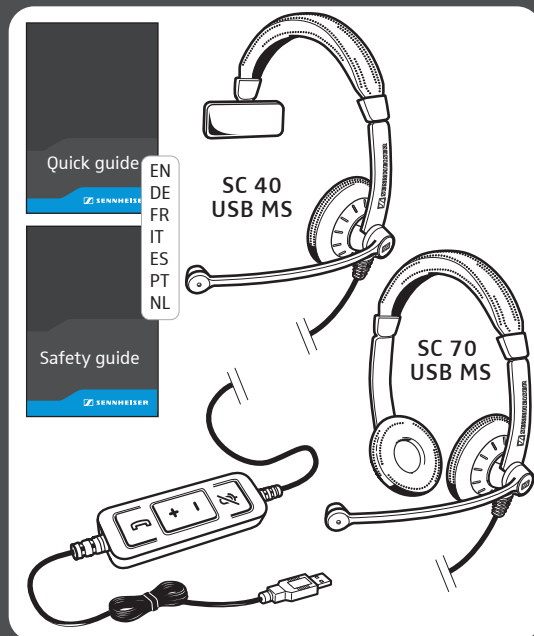


Quick Guide  
Kurzanleitung  
Guide rapide  
Guida rapida

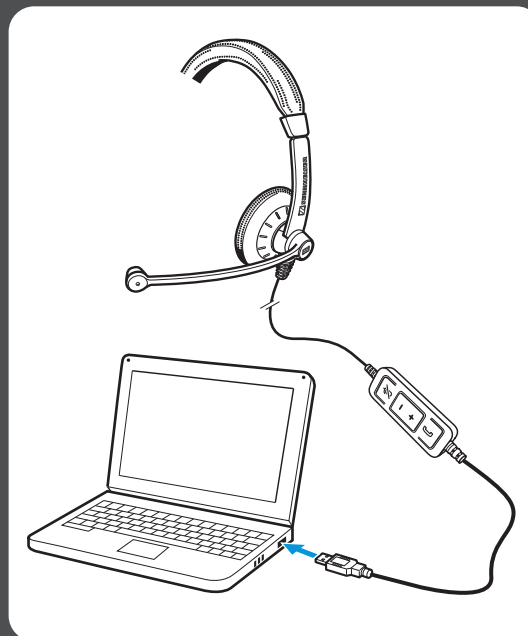
Instrucciones resumidas  
Guida rápido  
Beknopte handleiding



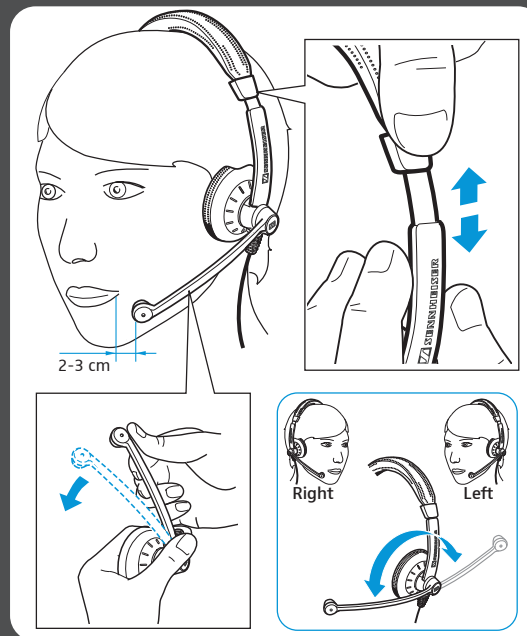
Delivery includes | Lieferumfang | Contenu |  
Volume di forniture | Volumen de suministro |  
Itens fornecidos | Leveringsomvang



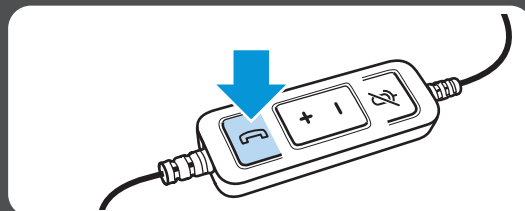
Connection possibilities | Anschlussmöglichkeiten |  
Possibilités de raccordement | Possibilità di  
collegamento | Posibilidades de conexión | Ligações  
possíveis | Aansluitmogelijkheden



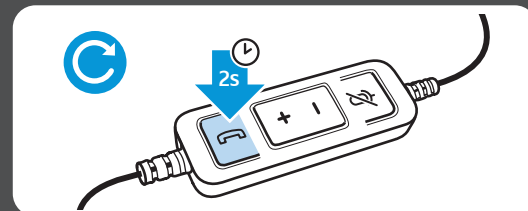
Wearing the headset | Headset aufsetzen |  
Mettre le casque-micro | Indossare l'headset |  
Ponerse los auriculares | Colocar o  
micro-auscultador | De headset opzetten



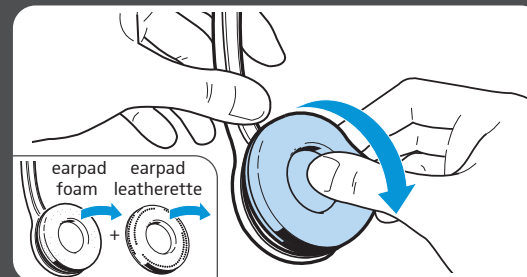
To accept/end a call | Anruf annehmen/beenden |  
Prendre/terminer un appel | Accettare/Terminare  
una chiamata | Contestar/finalizar llamada |  
Atender/terminar chamada |  
Gesprek aannemen/beëindigen



Redialing | Wahlwiederholung | Recomposer le  
dernier numéro | Ripetizione della selezione |  
Rellamada | Remarcação | Nummerherhaling



Replacing the ear pad | Ohrpolster austauschen |  
Remplacer le coussinet d'oreille | Sostituzione dei  
cuscinetti auricolari | Cambiar las almohadillas |  
Substituir as almofadas | Oorkussens vervangen

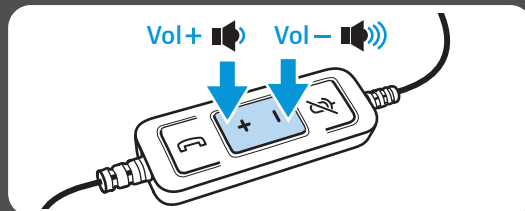


Sennheiser Communications A/S

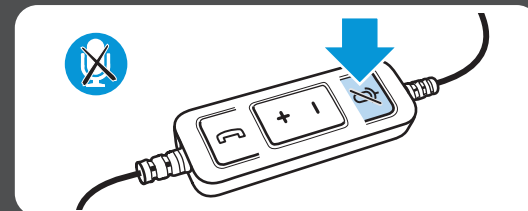
Industriparken 27, DK-2750 Ballerup, Denmark  
www.sennheiser.com

Printed in China, Publ. 06/15, A01

Adjusting the volume | Lautstärke einstellen |  
Régler le volume | Impostazione del volume |  
Ajustar el volumen | Ajustar o volume |  
Volume instellen



Mute Microphone | Mikrofon stumm schalten |  
Couper le microphone | Silenziamento del microfono |  
Silenciar el micrófono | Activar o modo de silencio  
no microfona | Microfoon op mute schakelen



Detailed information | Ausführliche Informationen  
Informations détaillées | Informazioni  
dettagliate | Informaciones detalladas |  
Informações detalhadas | Uitvoerige informatie



For product specific software and firmware upgrade  
with the "Sennheiser Updater" go to  
www.sennheiser.com/cc/software

# SC 40 USB MS SC 70 USB MS

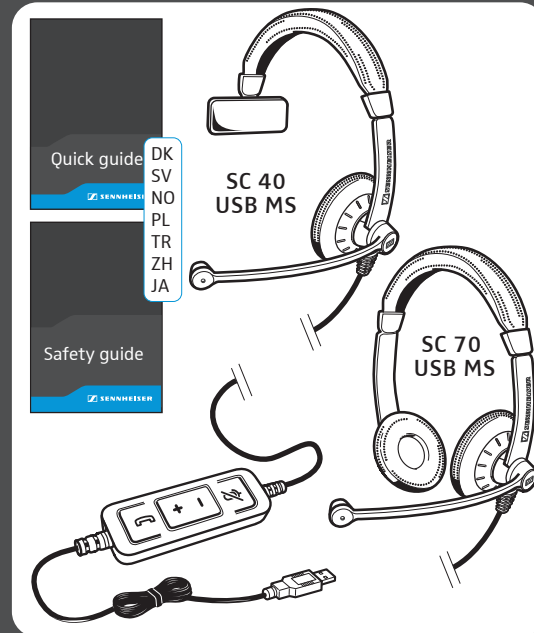


Quick Guide  
Snabbguide  
Quick Guide  
Krótka instrukcja obsługi

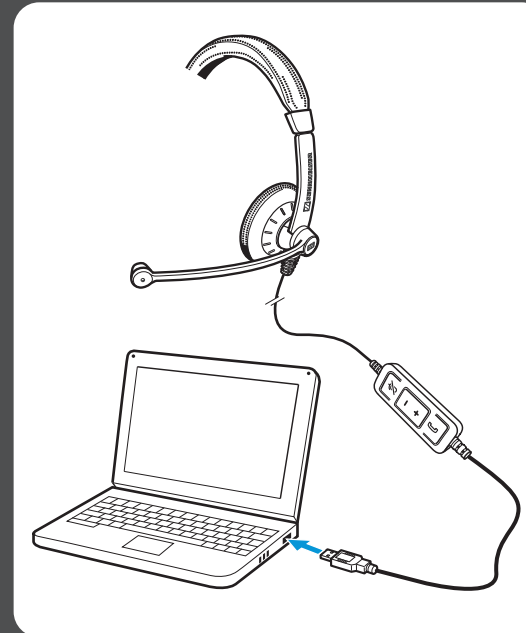
Hızlı Kılavuz  
快速指南  
クイックガイド



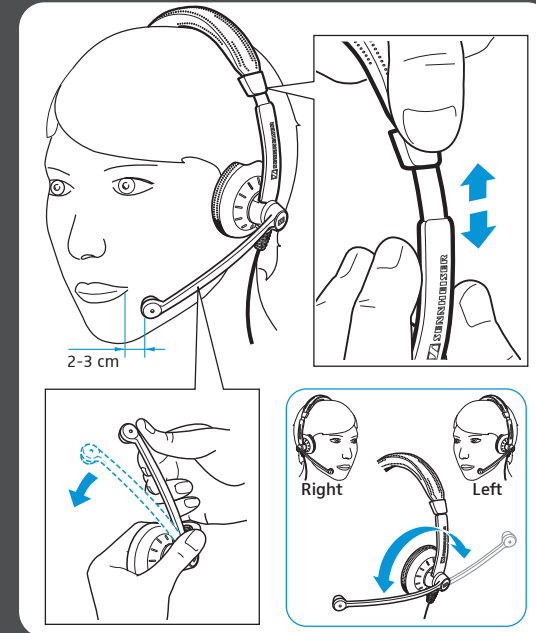
Leveringsomfang | Medfølgende delar |  
Leveranseomfang | Zakres dostawy | Teslimat  
Kapsami | 供货范围 | 同梱されているもの



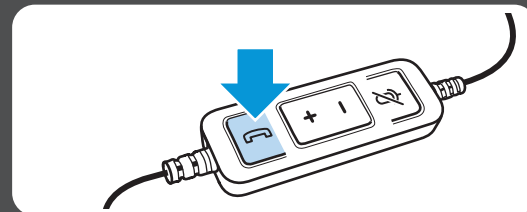
Tilslutningsmuligheder | Anslutning |  
Tilkoblingsmuligheter | Možności podłączenia |  
Bağlantı olanakları | 连接可能性 | 接続方法



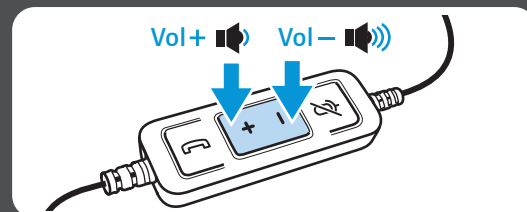
Brug af hovedsæt | Ta på headsetet | Sette på  
hodesettet | Zakładanie zestawu słuchawkowego |  
Kulaklı in takılması | 戴上耳机 | ヘッドセットを装着する



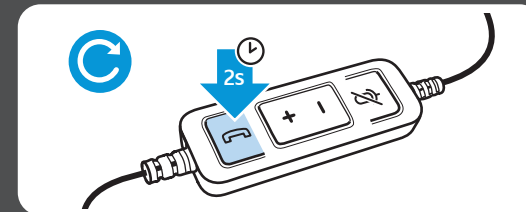
Modtagelse/afslutning af opkald | Ta emot/  
avsluta ett samtal | Ta imot /avslutte anrop |  
Odbieranie / kończenie połączenia | Çağrıyı  
al/kapat | 接听/挂断来电



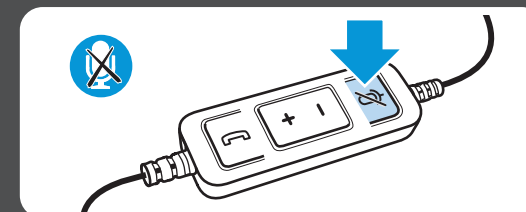
Indstilling af lydstyrke | Ställ in volymen | Stille  
inn lydstyrke | Regulacja głośności | Ses düzeyini  
ayarla | 调节音量 | 音量の調整



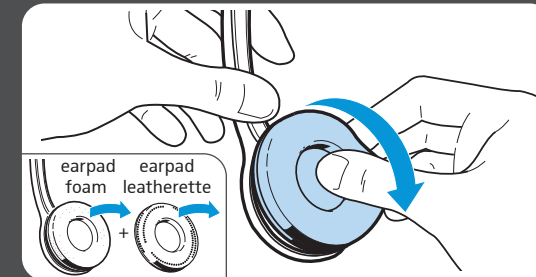
Gentagelse af nummerindtastning | Slå  
telefonnummer igen | Gjentatt oppringing |  
Ponowne wybieranie numeru | Tekrar ara |  
重拨 | リダイヤル



Frakobling af lyd på mikrofon | Stäng av  
mikrofonen | Aktivere mikrofonens lydløsfunksjon  
Wyciszenie mikrofonu | Mikrofonu kapat | 麦克风  
静音 | マイクのミュート



Udskiftning af ørepolstringer | Byt öronkuddar |  
Utskiftning av øreputer | Wymiana poduszek  
słuchawkowych | Kulak yastığının değiştirilmesi |  
更換耳墊 | イヤーパッドを交換する



Udførlige | Mer information | Detaljert  
informasjon | Szczegółowe informacje |  
Ayrıntılı bilgiler | 详细信息 | 詳細情報



For product specific software and firmware upgrade  
with the "Sennheiser Updater" go to  
[www.sennheiser.com/cc0/software](http://www.sennheiser.com/cc0/software)



Sennheiser Communications A/S

Industriparken 27, DK-2750 Ballerup, Denmark  
[www.sennheiser.com](http://www.sennheiser.com)

Printed in China, Publ. 06/15, A01