

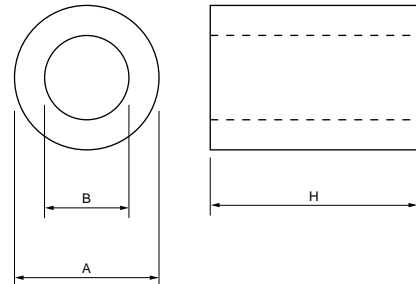
Ferrite Cores for EMI Suppression Beads Core

FSRH Series

■ Appearance



■ Dim. illustration



■ Features

1. Easy to use and excellent noise suppression. Data lines can be passed through core or wound around core several times.
2. Effective for suppressing noise at high frequencies

Murata can also supply Resin coated core which is shatter-proof with continuous noise removal functionality.

Please ask us about the resin coated core, if necessary.

■ Applications

1. For Data-processing equipment (PC, PDA, Game machine, etc.), and peripheral equipments (Printer, FDD, HDD, Display, etc.)
2. For digital equipments (DSC, DVC, DVD recorder, Mobile phone, Digital audio, Optical drive, PDP/LCD/FED, facsimile, etc.)


■ Rated Value

Part Number	A : Outer Dimension	B : Inner Dimension	H : Length Dimension	Impedance at 100MHz (1 turn)	Note
FSRH021049RNB01B	1.95mm±0.15mm	1.02mm±0.15mm	4.9mm±0.25mm	34ohm(typ.)	-
FSRH030060RNB00B	3.36mm±0.15mm	1.1mm±0.15mm	6.0mm±0.2mm	74ohm(typ.)	-
FSRH041D85RNB00B	3.6mm±0.2mm	1.0mm±0.2mm	4.85mm±0.2mm	66ohm(typ.)	-
FSRH044C00RNB00B	3.6mm±0.1mm	1.5mm±0.1mm	3.0mm±0.15mm	40ohm(typ.)	-
FSRH044040RNB00B	3.6mm±0.1mm	1.5mm±0.1mm	4.0mm±0.15mm	50ohm(typ.)	-
FSRH044050RNB00B	3.6mm±0.1mm	1.5mm±0.1mm	5.0mm±0.15mm	53ohm(typ.)	-
FSRH050050RN000B	4.7mm±0.3mm	1.4mm±0.2mm	5.0mm±0.3mm	64ohm(typ.)	-
FSRH050100RN000B	4.7mm±0.3mm	1.4mm±0.2mm	10.0mm±0.3mm	120ohm(typ.)	-
FSRH060080RN001B	5.5mm±0.3mm	2.7mm±0.2mm	8.0mm±0.5mm	64ohm(typ.)	-

Continued on the following page.

⚠ Note:

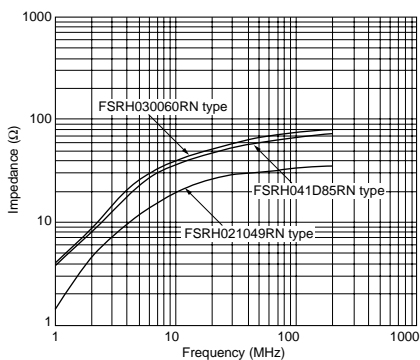
1. This datasheet is downloaded from the website of Murata Manufacturing co., Ltd. Therefore, it's specifications are subject to change or our products in it may be discontinued without advance notice. Please check with our sales representatives or product engineers before ordering.
2. This datasheet has only typical specifications because there is no space for detailed specifications. Therefore, please approve our product specifications or transact the approval sheet for product specifications before ordering.

 Continued from the preceding page.

Part Number	A : Outer Dimension	B : Inner Dimension	H : Length Dimension	Impedance at 100MHz (1 turn)	Note
FSRH070080RN000B	7.0mm±0.3mm	4.0mm±0.2mm	8.0mm±0.5mm	59ohm(typ.)	-
FSRH070140RN000B	7.0mm±0.3mm	4.0mm±0.2mm	14.0mm±0.5mm	82ohm(typ.)	-
FSRH074140RNF00B	7.0mm±0.3mm	4.0mm±0.4mm	14.0mm±0.5mm	93ohm(typ.)	Division Type
FSRH090100RN000B	9.0mm±0.3mm	5.0mm±0.3mm	10.0mm±0.5mm	72ohm(typ.)	For USB/IEEE1394
FSRH090160RN000B	9.0mm±0.3mm	5.0mm±0.3mm	16.0mm±0.5mm	100ohm(typ.)	For USB/IEEE1394
FSRH090200RN000T	9.0mm±0.3mm	5.0mm±0.3mm	20.0mm±0.8mm	135ohm(typ.)	For USB/IEEE1394
FSRH091100RN000B	9.0mm±0.3mm	4.3mm±0.2mm	10.0mm±0.5mm	94ohm(typ.)	For USB/IEEE1394
FSRH091160RN000T	9.0mm±0.3mm	4.3mm±0.2mm	16.0mm±0.5mm	145ohm(typ.)	For USB/IEEE1394
FSRH100150RTB00T	10.0mm±0.3mm	6.0mm±0.2mm	15.0mm±0.5mm	92ohm(typ.)	For USB/IEEE1394
FSRH120150RT000T	12.0mm±0.3mm	7.0mm±0.3mm	15.0mm±0.5mm	90ohm(typ.)	For USB/IEEE1394
FSRH120200RT000T	12.0mm±0.3mm	7.0mm±0.3mm	20.0mm±0.5mm	120ohm(typ.)	For USB/IEEE1394
FSRH120285RT000T	12.0mm±0.3mm	7.0mm±0.3mm	28.5mm±0.8mm	175ohm(typ.)	For USB/IEEE1394
FSRH121150RT000T	12.0mm±0.3mm	5.6mm±0.3mm	15.0mm±0.5mm	130ohm(typ.)	For USB/IEEE1394
FSRH121200RT000T	12.0mm±0.3mm	5.6mm±0.3mm	20.0mm±0.5mm	170ohm(typ.)	For USB/IEEE1394
FSRH121250RT000T	12.0mm±0.3mm	5.6mm±0.3mm	25.0mm±0.7mm	223ohm(typ.)	For USB/IEEE1394
FSRH142150RX000T	14.0mm±0.5mm	8.0mm±0.5mm	15.0mm±0.5mm	97ohm(typ.)	-
FSRH142200RX000T	14.0mm±0.5mm	8.0mm±0.5mm	20.0mm±0.5mm	127ohm(typ.)	-
FSRH142280RX000T	14.0mm±0.5mm	8.0mm±0.5mm	28.0mm±1.0mm	170ohm(typ.)	-
FSRH162200RN000T	16.3mm±0.5mm	8.3mm±0.4mm	20.0mm±0.8mm	162ohm(typ.)	-
FSRH162280RN000T	16.3mm±0.5mm	8.3mm±0.4mm	28.0mm±0.8mm	225ohm(typ.)	-
FSRH190285RT000T	19.0mm±0.6mm	10.0mm±0.5mm	28.5mm±0.8mm	200ohm(typ.)	-

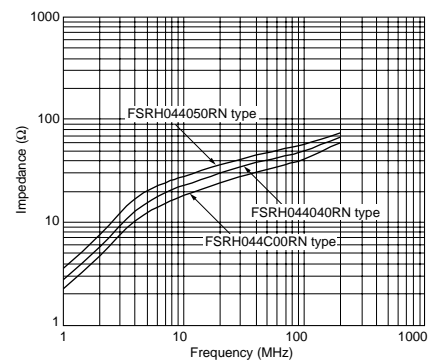
■ Impedance Frequency Characteristics


FSRH021/FSRH030/FSRH041



■ Impedance Frequency Characteristics

FSRH044



Continued on the following page. 

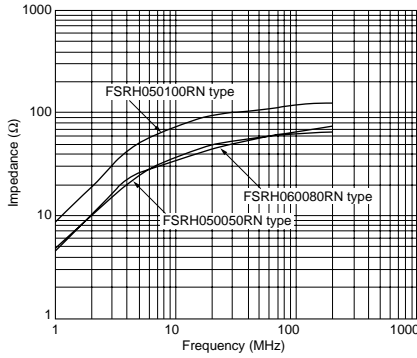
⚠ Note:

1. This datasheet is downloaded from the website of Murata Manufacturing co., Ltd. Therefore, it's specifications are subject to change or our products in it may be discontinued without advance notice. Please check with our sales representatives or product engineers before ordering.
2. This datasheet has only typical specifications because there is no space for detailed specifications. Therefore, please approve our product specifications or transact the approval sheet for product specifications before ordering.

Continued from the preceding page.

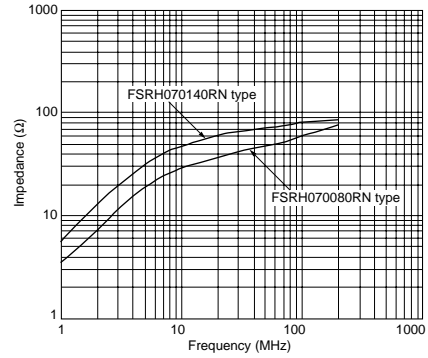
■ Impedance Frequency Characteristics

FSRH050/FSRH060



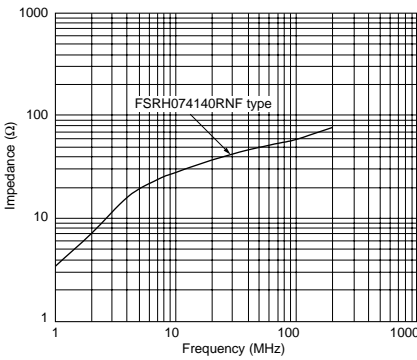
■ Impedance Frequency Characteristics

FSRH070



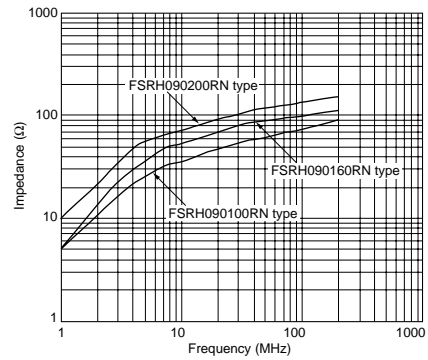
■ Impedance Frequency Characteristics

FSRH074



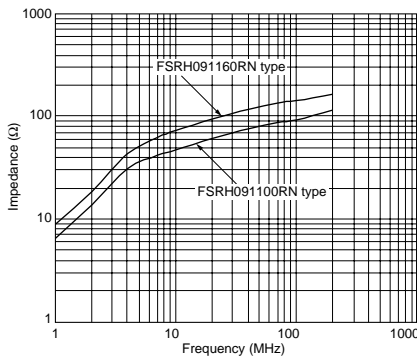
■ Impedance Frequency Characteristics

FSRH090



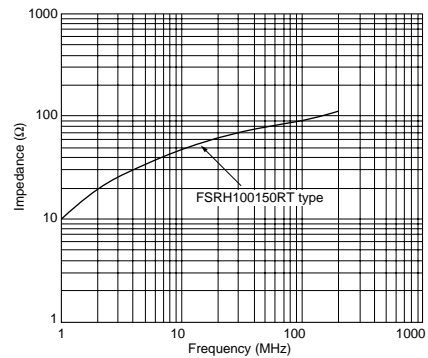
■ Impedance Frequency Characteristics

FSRH091



■ Impedance Frequency Characteristics

FSRH100



Continued on the following page. ↗

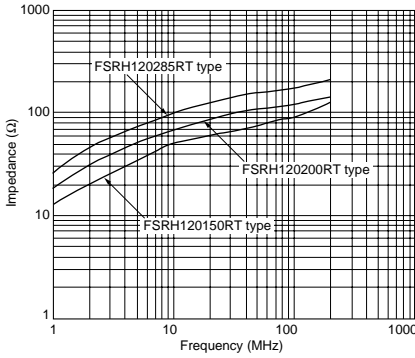
⚠ Note:

1. This datasheet is downloaded from the website of Murata Manufacturing co., Ltd. Therefore, it's specifications are subject to change or our products in it may be discontinued without advance notice. Please check with our sales representatives or product engineers before ordering.
2. This datasheet has only typical specifications because there is no space for detailed specifications. Therefore, please approve our product specifications or transact the approval sheet for product specifications before ordering.

Continued from the preceding page.

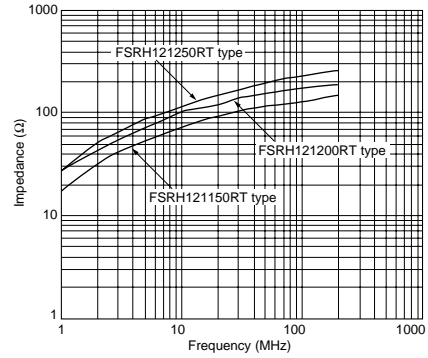
■ Impedance Frequency Characteristics

FSRH120



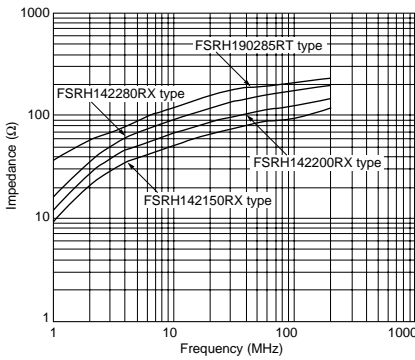
■ Impedance Frequency Characteristics

FSRH121



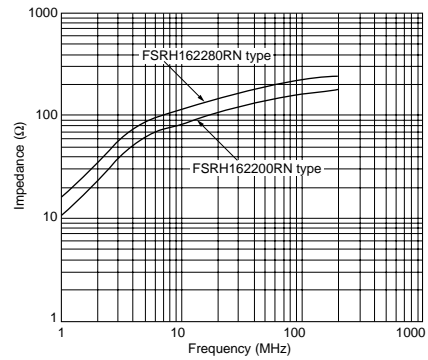
■ Impedance Frequency Characteristics

FSRH142/FSRH190

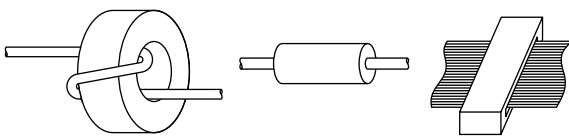


■ Impedance Frequency Characteristics

FSRH162



■ Cases to Use



Ring Type (FSRB Type)


Beads Type (FSRH Type)

Core for Flat Cable Type (FSRC Type)

Continued on the following page.

⚠ Note:

1. This datasheet is downloaded from the website of Murata Manufacturing co., Ltd. Therefore, it's specifications are subject to change or our products in it may be discontinued without advance notice. Please check with our sales representatives or product engineers before ordering.
2. This datasheet has only typical specifications because there is no space for detailed specifications. Therefore, please approve our product specifications or transact the approval sheet for product specifications before ordering.

 Continued from the preceding page.

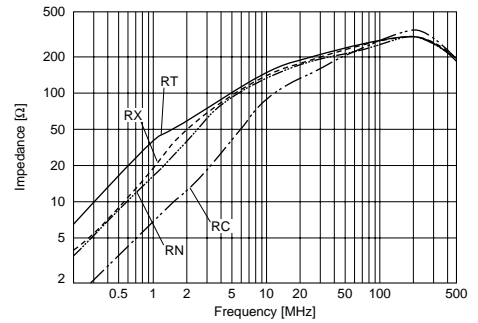
■ Data/Notice

■ Standard Characteristics of Ferrite Materials

Material	μ	Bs (mT)	Tc (°C)	ρ (Ω -m)
RT	1600	290	≥ 110	$>10^5$
RX	750	330	≥ 110	$>10^5$
RN	550	310	≥ 130	$>10^5$
RC	250	320	≥ 140	$>10^5$

Size of ferrite core (30 ϕ - 20 ϕ - 6)

■ Ferrite Material Comparison



■ Notice (Storage and Operating Condition)

This product is designed for use in the following environment.

FSRH/FSRB/FSRC/FSMA/FSSA_T

Operating Temperature: -25 to 85 degrees C

Storage Temperature: -25 to 125 degrees C

FSSA_S

Operating Temperature: -25 to 85 degrees C

Storage Temperature: -25 to 85 degrees C

Do not use in the following environments or under the following conditions:

1. Ambient air containing corrosive gas
(Chlorine gas, Hydrogen sulfide gas, Ammonia gas, Sulfuric acid gas, Nitric oxide gas, etc.)
2. In liquid
3. Other environments similar to 1 through 2

■ Notice (Handling)

1. Protect product from damage that may occur in transit such as cracking of core.
2. Handle product with care. Do not drop and throw.
3. Do not apply excessive force to the product.

⚠ Note:

1. This datasheet is downloaded from the website of Murata Manufacturing co., Ltd. Therefore, it's specifications are subject to change or our products in it may be discontinued without advance notice. Please check with our sales representatives or product engineers before ordering.
2. This datasheet has only typical specifications because there is no space for detailed specifications. Therefore, please approve our product specifications or transact the approval sheet for product specifications before ordering.

FSSA_S Storage

Store in manufacture's package or tightly re-closed box with following conditions.

Temperature: -10 to +35 degrees C

Humidity: 15 to 85% RH

Use this product within 6 months after receipt.

The storage in high temperature, high humidity or quick temperature change will damage to the function of tape.