

ECOOL Filterfan
PF 65.000
ECOOL Exhaust filter
PFA 60.000



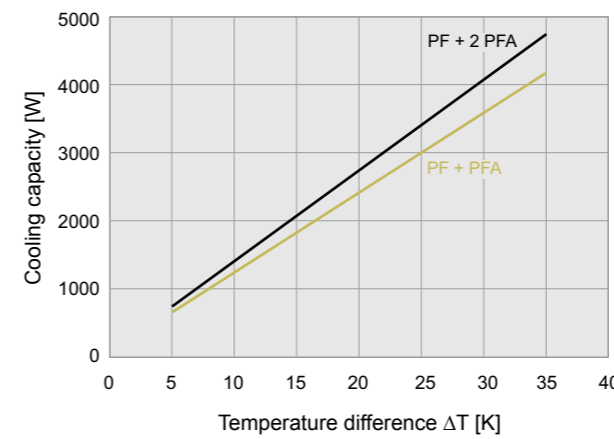
- installation size 6, air flow rate up to 505 m³/h
- three performance classes, cut-out compatible
- system of protection IP 54 and IP 55, NEMA type 12
- UL, cUL approval
- UV-resistance (IP 55 version)
- cut-out compatible with installation size 6 from the 3rd Generation and with cooling unit DTFI 9021 (see page 50)

Data		PF 65.000		Unit
Article number	IP 54	11665102055	11665152055	
	IP 55	11665103055	11665153055	
Rated voltage ± 10%	AC 50 / 60 Hz			V
		230	115	
Unimpeded airflow	IP 54	480 / 480		m³/h
	IP 55	505 / 505		
Airflow rate in combination (PF + PFA 60.000)	IP 54	370 / 370		
	IP 55	380 / 380		
Power consumption		80 / 100	75 / 90	W
Current consumption		0.35 / 0.45	0.66 / 0.8	A
Noise level (according to EN ISO 3741)	IP 54	54 / 52		dB (A)
	IP 55			
Weight		3.2		kg
Type of connection		spring-type terminal		
Fuse		6		A
System of protection according to EN 60529 / UL 50	IP 54	NEMA type 12 - standard filter		
	IP 55	NEMA type 12 - fluted filter		
Filtration efficiency	IP 54	91		%
	IP 55			
Filter mat quality class according to EN 779	IP 54	G 4		
	IP 55			
Duty cycle		100		%
Bearing type		ball bearing		
Service life L ₁₀ (+ 40 °C) ¹		40,000		h
Temperature range		- 40 ... + 55 / - 40 ... + 131		°C / °F
Design (housing and protection against accidental contact)	IP 54	made of injection-moulded thermoplastic, self-extinguishing, UL 94 VO		
	IP 55	additional: UV-resistant		
Colour		RAL 7035, different colours available on request		
Accessories	Piece	Article number		Information on page
Exhaust filter PFA 60.000	IP 54	1	11760002055	224
	IP 55	1	11760003055	224
Thermostat	1		17121000000	244/246

¹ fan failure is defined as being when the current and speed deviate or the operating noises are out of the ordinary
 Approvals see page 183

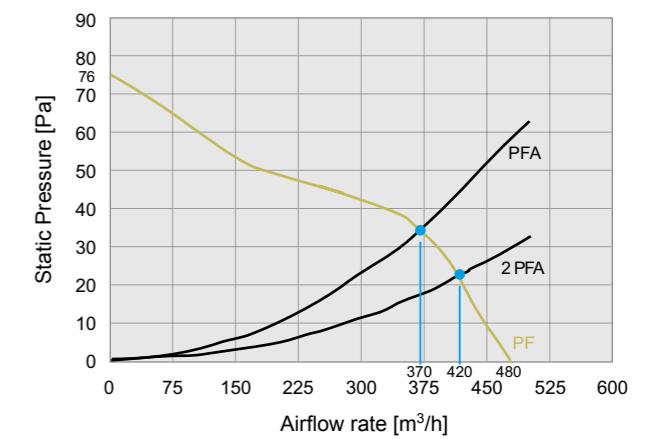
Cooling capacity performance curves

PF 65.000 IP 54

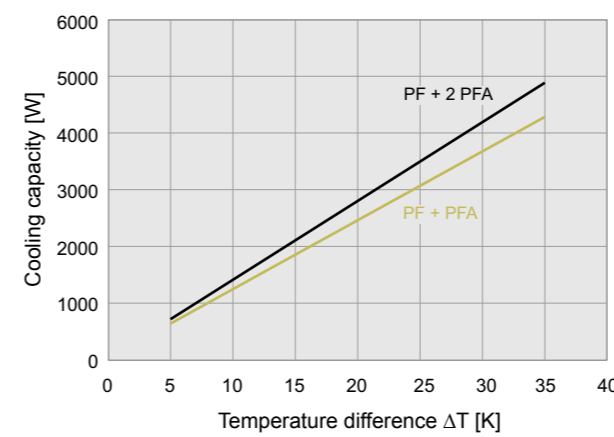


Static pressure performance curves

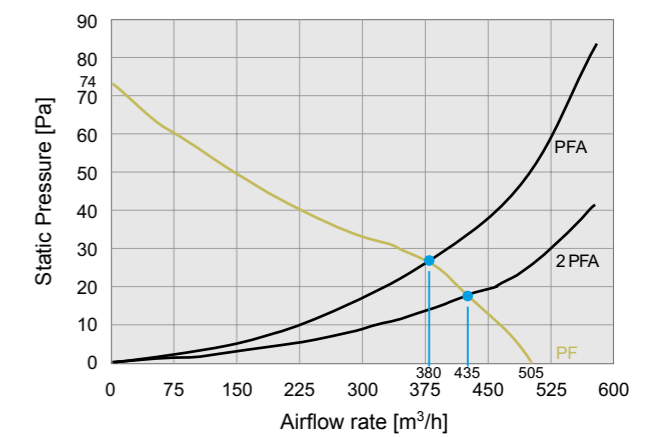
PF 65.000 IP 54



PF 65.000 IP 55



PF 65.000 IP 55



Dimensions

mm	PF 65.000	PFA 60.000
X	320	320
Y	320	320
Z1	7	7
Z2	150	39
A ¹	291	291
B ¹	291	291

¹ for material thicknesses up to 2 mm
 + 1 mm for thickness of material > 2 mm ≤ 3 mm

