

1- stage filter for 3-phase systems, DIN rail mounting

new



Description

- 3 phase line filter with standard attenuation
- DIN rail mounting
- Easy and time saving handling

Approvals

- VDE Certificate Number: 40030735
- UL File Number: E72928

Applications

- Especially designed for electric switch and control cabinets
- Qualified for use in equipment according IEC/EN 60950

References

Weblinks

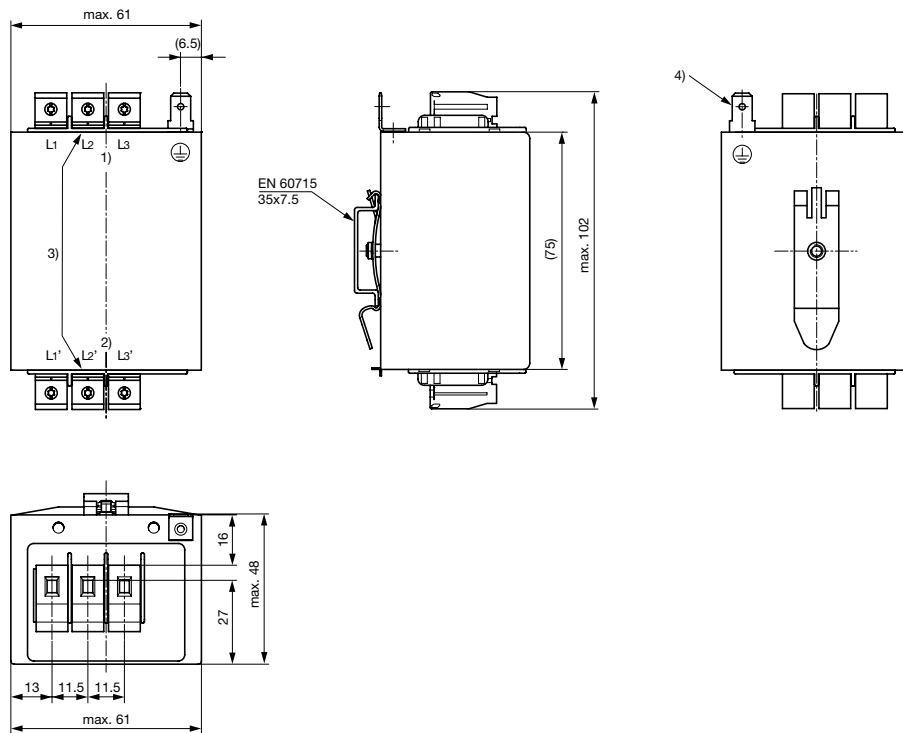
[pdf](#), [html](#), [General Product Information](#), [Approvals](#), [RoHS](#), [CHINA-RoHS](#), [e-Store](#), [SCHURTER-Stock-Check](#), [Distributor-Stock-Check](#)

Technical Data

Rated Current	3 - 20A @ Ta 40 °C
Rated voltage	480VAC, 50/60 Hz
Approval for	3 - 20A @ Ta 40 °C / 480VAC; 50/60Hz
Overload Current	1.5 x Ir
Leakage Current	standard < 0.5mA (440V / 50Hz)
Dielectric Strength for 480 VAC	2.25kVDC between L-L 3kVDC between L-PE Test voltage (2 sec)
Number of Filter Stages	1
Weight	0.4kg
Material: Housing	Metal
Sealing Compound	UL 94V-0

Mounting	DIN rail mounting
Terminal	Bolts and nuts M4, Quick connect terminal for PE
Operating Temperature [°C]	-25 °C to 100 °C
Climatic Category	25/100/21 acc. to IEC 60068-1
Degree of Protection	IP 20 acc. to IEC 60529
Protection Class	Suitable for appliances with protection class 1 acc. to IEC 61140
MTBF	> 200'000h acc. to MIL-HB-217 F

Dimensions

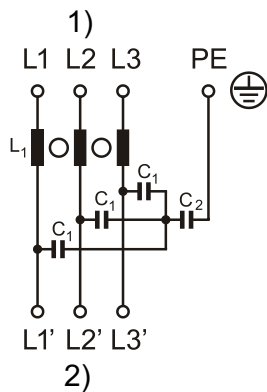


- 1) Line
- 2) Load
- 3) Tightening torque 0.6-0.8 Nm, Screw 4mm²
- 4) Quick connect terminal 6.3x0.8mm

Technical data to the filter components

Rated Current [A]	Rated Voltage [VAC]	L [mH]	C1 [nF]	C2 [nF]
10	480	1	100	4.7
20	480	0.22	100	22
3	480	3	100	4.7
6	480	2	100	4.7

Diagrams



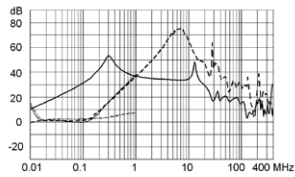
- 1) Line
- 2) Load

Attenuation Loss

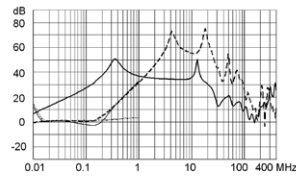
Standard version

- - - differential mode ____ common mode

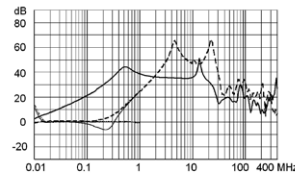
3 A



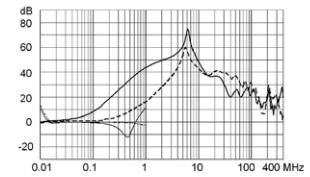
6 A



10 A



20 A

**Variants**

Rated Current [A]	Tripped Power Dissi-	Leakage Current [mA] ¹⁾	Contact Resistance [mΩ]	Weight [g]	Screw clamps [mm ²] ²⁾	Order Number
10	2.6	0.5	8.5	395	4	FMAC-3RYB-1010
20	4.9	2	4.1	395	4	FMAC-3RYB-2010
3	1.1	0.5	40	355	4	FMAC-3RYB-0310
6	2.3	0.5	21	375	4	FMAC-3RYB-0610

1) Worst case leakage current acc. to IEC60950 - Annex G4 (situation with two interrupted lines). Nominal leakage current acc. to IEC60950 - 5.2.5. can be found in section technical data.

2) Maximum conductor cross section (wire gauge) to be used; a comparative table for AWG and mm² values can be found in the general product information www.schurter.com/emc_info

Packaging unit

5 Pcs