

FN 610

General-purpose filter

This family is designed to provide an economic solution for many general-purpose filtering requirements. Available in over 19 versions, with current ratings from 1 to 30A and with a choice of four different styles of connections, application requirements are easily and economically matched.



See Mechanical Data (pages 57, 58 and 60) for full details of housings and connections.

- current ratings from 1 to 30A
- general-purpose filtering performance
- four choices of connector style
- optional medical version (B types)
- optional safety version (A types)

Filter selection table

Choose the family **FN xxx** with the required current rating and features, and add *1??* to determine input/output (line/load) connection style. Example: FN 610-10/06 is a 10A filter with fast-on connections.

Approvals



(10A max. for Semko)

Family	Connections				Current ratings A at 40°C (25°)	Inductance L mH	Housing	Weight g	
								<i>1??</i>	<i>/07</i>
FN 610 -1 <i>1??</i>	-	/06	/07	-	1 (1.15)	3	F1	55	65
FN 610 -3 <i>1??</i>	-	/06	/07	-	3 (3.4)	2	F1	60	70
FN 610 -6 <i>1??</i>	-	/06	/07	-	6 (6.9)	0.75	F1	60	70
FN 610 -10 <i>1??</i>	-	/06	/07	-	10 (11.5)	0.45	F2	85	95
FN 610 -20 <i>1??</i>	-	/06	-	-	20 (23)	0.48	J1	220	-
FN 610 -30 <i>1??</i>	/03	-	-	/10	30 (34)	0.61	L1	630	-

Additional specifications

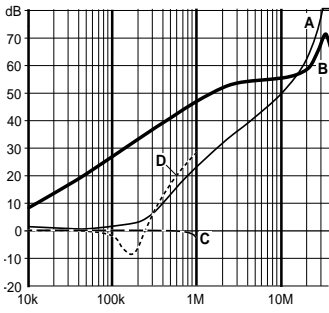
Filter type	Capacitance		Res. R MΩ	Maximum leakage μA/phase	Maximum operating voltage		Operating frequency Hz	Hipot test voltage	
	Cx nF	Cy nF			VAC	Hz		PN→E VAC	P→N VAC
Standard types	33	2.2	-	190	250	50/60	DC to 400	2000	1700
A types (safety)	33	0.47	1	40	250	50/60	DC to 400	2500	1700
B types (medical)	33	-	1	2	250	50/60	DC to 400	2500	1700

MTBF at 40°C, 230V, per Mil-HB-217F: 1,200,000 hours.

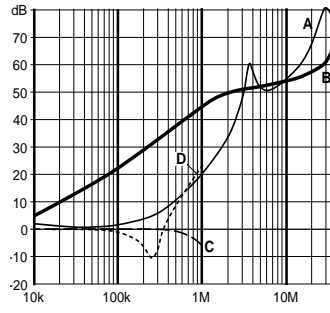
Insertion loss

Per CISPR 17; A = 50Ω/50Ω sym, B = 50Ω/50Ω asym, C = 0.1Ω/100Ω sym, D = 100Ω/0.1Ω sym

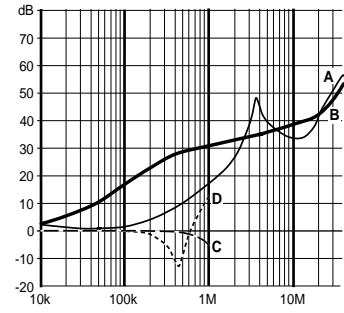
1 amp types



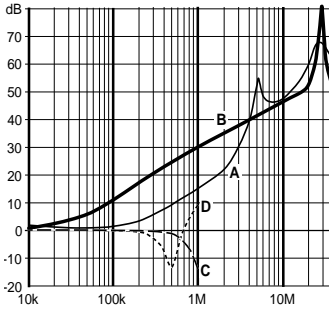
3 amp types



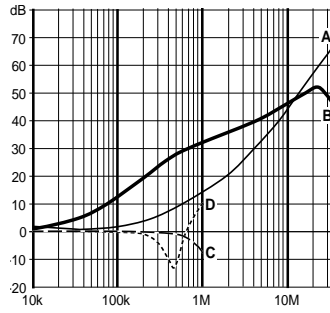
6 amp types



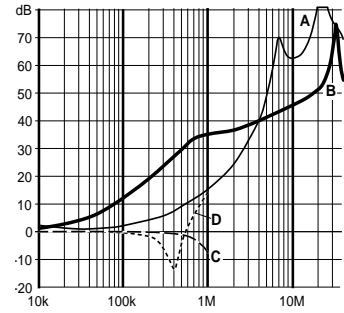
10 amp types



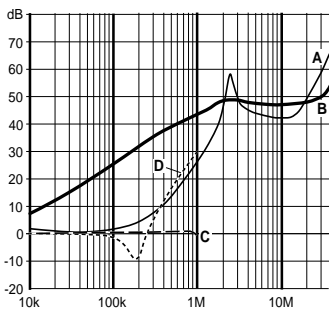
20 amp types



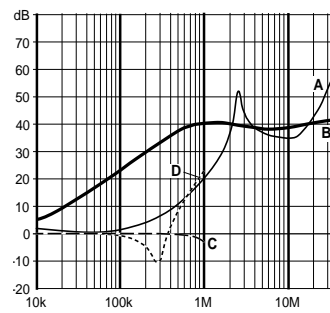
30 amp types



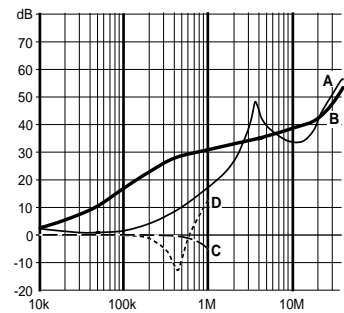
1 amp (A types)



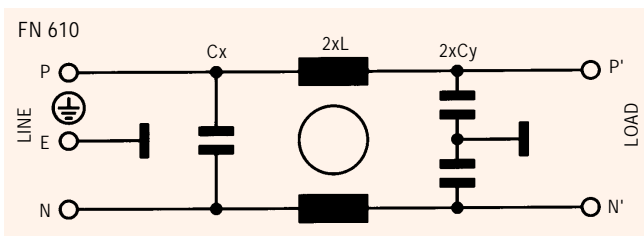
3 amp (A types)



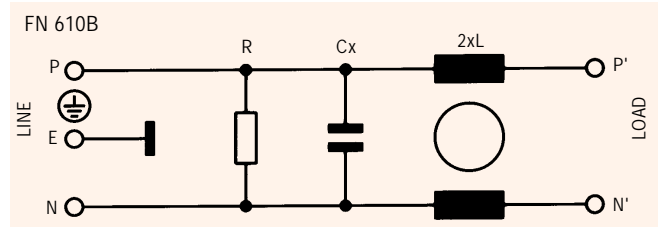
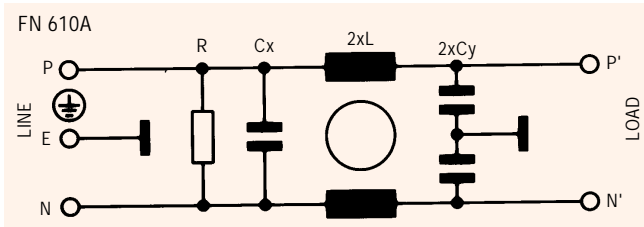
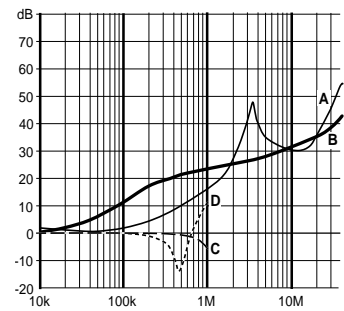
6 amp (A types)



Electrical schematics



10 amp (A types)



See tables for component values.