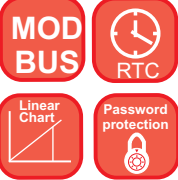


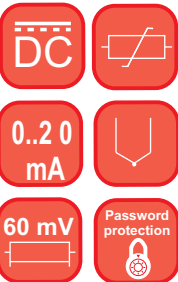
NA3 Digital Meters With Bargraph

Features



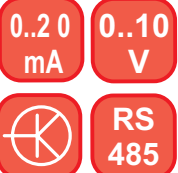
IP 40

Input

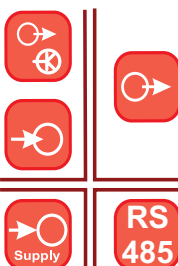


0..10 V

Outputs

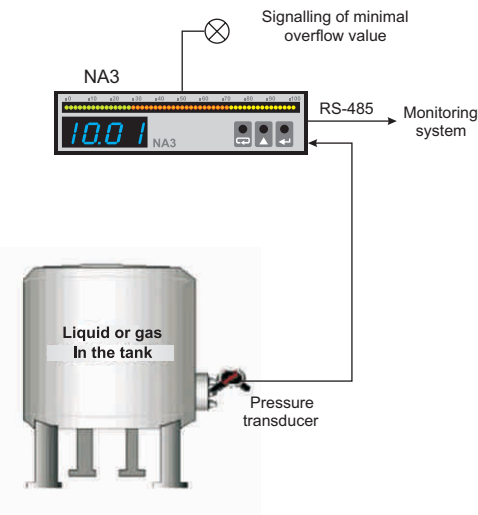


Galvanic Isolation



- Universal input for the measurement of d.c. current, d.c. voltage and temperature,
- 3 or 7-colour bargraph,
- Programming of bargraph colour depending on the measured quantity value,
- Signalling of set alarm value over flow,
- Storage of measured signal in programmed time segments (750 samples),
- Current or voltage analog output,
- Communication in SCADA systems (RS485/Modbus interface RTU and ASCII).

Example of application



Inputs

Kind of input	Measuring range
Pt100	-200...850°C
Pt500	-200...850°C
Pt1000	-200...850°C
J (Fe-CuNi)	-30...1100°C
K (NiCr-NiAl)	-50...1370°C
N (NiCrSi-NiSi)	-100...1300°C
E (NiCr-CuNi)	-20...850°C
R (PtRh13-Pt)	0...1760°C
S (PtRh10-Pt)	0...1760°C
T (Cu-CuNi)	-50...400°C
Resistance	0...400 Ω, 0...4000 Ω
Voltage	0...60 mV, Rinp. > 9 MΩ
	0...3 V, Rinp. > 4 MΩ
	0...10 V, Rinp. > 4 MΩ
	0...200 V, Rinp. > 4 MΩ
Current	0...5 mA, Rinp. = 4 Ω
	0...20 mA, Rinp. = 4 Ω
	0...2 A, Rinp. = 10 mΩ ± 10%
	0...5 A, Rinp. = 10 mΩ ± 10%

Outputs

Kind of output	Features
Analog output	• galvanic isolation with resolution 0.025% of range; current programmable 0/4...20 mA, load resistance ≤ 500 Ω or voltage programmable 0...10 V, load resistance ≥ 500 Ω, output response time : 100 ms.
Relay output	• 1 or 2 relays; NOC voltage less contacts, maximal load-carrying capacity: - voltage : 250 V a.c., 150 V d.c. - current : 5 A 30 V d.c., 250 V a.c. - resistance load : 1250 VA, 150 W
Open collector (OC) type	• voltage less of OC type with npn transistor, maximal load : 25 mA, range of appended voltages: 5...24 V d.c.
Digital	• interface type: RS-485; transmission protocol: MODBUS ASCII (8N1, 7E1, 7O1), RTU (8N2, 8E1, 8O1, 8N1); baud rate: 2400, 4800, 9600 bit/s.

external features

Readout field	NA3-F	4 LED displays with 7 segments, digits of 7mm high, indication range -1999...9999
	NA3-B	multicoloured bargraph of 82 mm long, 45 segments in a 3-colour version or with 25 segments in 7-colour version
	NA3-D	multicoloured bargraph as above
Weight	< 0.3 kg	
Over all dimensions	96 '24 '125 mm	panel cut-out : 92 ^{0.5} '22.2 ^{+0.5} mm
Protection grade (acc. to EN 60529)	IP40 from frontal side	IP20 from terminal side

Sifam Tinsley Instrumentation Ltd
Unit 1 Warner Drive,
Springwood Industrial Estate
Braintree, Essex, UK, CM72YW
E-mail: sales@sifamtinsley.com
Web: www.sifamtinsley.com/uk
Contact: +44 (0)1803615139



Sifam Tinsley Instrumentation Inc.
3105, Creekside Village Drive,
Suite No. 801, Kennesaw,
Georgia 30144 (USA)
E-mail Id : psk@sifamtinsley.com
Web : www.sifamtinsley.com
Contact No. : +1 404 736 4903

Rated Operating Conditions

Supply voltage	95...253 V a.c. / d.c., 20...40 V a.c. / d.c.	Power consumption <8VA
Temperature	ambient : -10...23...55°C	Storage : -25...85°C
Relative humidity	< 95%	Condensation inadmissible

Safety and Compatibility Requirements

Electro magnetic compatibility	noise immunity	acc. to EN61000-6-2
	noise emissions	acc. to EN61000-6-4
Safety requirements		acc. to EN61010-1

Table 1. Execution code

Digital Panel Meter with Bargraph - NA3	X	X	X	X	X	X	X	X	XX	X
Meter version:										
With a bargraph and digital display	F									
With a bargraph*	B									
With a digital display	D									
Bargraph colour:										
Without bargraph (NA3D)		0								
3-colour bargraph (R, G, R+G)		T								
7-colour bargraph (R, G, B, R+G, R+B, G+B, R+G+B)		M								
Display colour:										
Without display			0							
Red			R							
Green			G							
Blue			B							
Input signal:										
universal input					U					
Analog output signal:										
Lack							0			
Current programmable 0/4...20 mA							1			
Voltage programmable 0...10 V							2			
Additional output:										
Lack*							0			
RS-485 digital output + 1 relay							1			
RS-485 digital output + 1 output of OC type							2			
2 relays*							3			
2 outputs of OC type*							4			
Supply:										
95...253 V AC / DC							1			
20...40 V AC / DC							2			
on order**							X			
Kind of terminals:										
Socket-screw plug									0	
Version:										
Standard									00	
Custom-made**									XX	
Acceptance tests:										
Without an extra quality inspection certificate										8
Without an extra quality inspection certificate										7
Acc. to customer's request**										X

* - in case of a NA3-B X X X X (0, 3 or 4), one must fill the table 2
 ** - after agreeing with the manufacturer

Ordering Example:

The code: **NA3 - FTRU0110008** means:

- NA3**- digital meter with bargraph of NA3 type,
- F** - with a bargraph and digital display,
- T** - with a 3-colour display,
- R** - red display colour,
- U** - universal input,
- 0** - lack of analog output signal,
- 1** - additional output: RS-485 digital output + 1 relay,
- 1** - supply voltage: 95...253 V a.c. / d.c.,
- 0** - socket-screw plug,
- 00** - standard version,
- 8** - without extra quality requirements.

Connection Diagrams

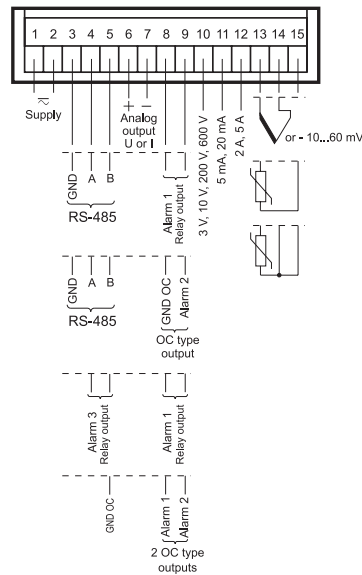


Fig. 1 External connections of the NA3 meter.

Programmable parameters of the NA3 meter Table 2.

Input	Bargraph	Alarm 1	Alarm 2	Alarm 3	Output
Input type					tYP
Mathematical functions					Func
Kind of compensation					Con
Measuring averaging time					Cnt
Displayed characteristic					Indi
Measured value					d_H1
Displayed value					d_Y1
Measured value					d_H2
Displayed value					d_Y2
Bargraph type					tYPb
Bargraph colour					coLr
Lower bargraph threshold					brL
Upper bargraph threshold					brH
Lower alarm threshold					PrL
Upper alarm threshold					PrH
Alarm type					tYPA
Delay of alarm operation					dLY
Support of alarm signalling					HOLd
Colour of the lower threshold alarm index					CurL
Colour of the upper threshold alarm index					CurH
Lower alarm threshold					PrL
Upper alarm threshold					PrH
Alarm type					tYPA
Delay of alarm operation					dLY
Support of alarm signalling					HOLd
Colour of the lower threshold alarm index					CurL
Colour of the upper threshold alarm index					CurH
Lower alarm threshold					PrL
Upper alarm threshold					PrH
Alarm type					tYPA
Delay of alarm operation					dLY
Support of alarm signalling					HOLd
Colour of the lower threshold alarm index					CurL
Colour of the upper threshold alarm index					CurH
Output characteristic					IndO
Displayed value					d_H1
Value on the analog output					O_Y1
Displayed value					d_H2
Value on the analog output					O_Y2
RS-485 baud rate					bAud
Kind of RS-485 transmission					trYb
Device address					Adr

See Also




Temperature and humidity transducers P18 i P18L types.



Programmable transducer of temperature, resistance, voltage from shunt and standard signals - P20



N30 digital meters with a 3-colour display and free LP Config program.



For more information about SIFAM's products please visit our website

Sifam Tinsley Instrumentation Ltd
 Unit 1 Warner Drive,
 Springwood Industrial Estate
 Braintree, Essex, UK, CM72YW
 E-mail: sales@sifamtinsley.com
 Web: www.sifamtinsley.com/uk
 Contact: +44(0)1803615139



Sifam Tinsley Instrumentation Inc.
 3105, Creekside Village Drive,
 Suite No. 801, Kennesaw,
 Georgia 30144 (USA)
 E-mail Id : psk@sifamtinsley.com
 Web : www.sifamtinsley.com
 Contact No. : +1 404 736 4903