

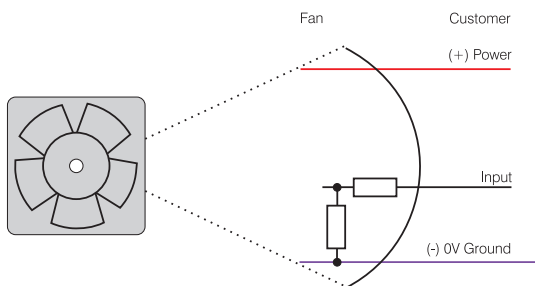
Speed setting with control voltage or PWM

– The control variable is a PWM signal or analogue control voltage.



Speed setting via control voltage Type A

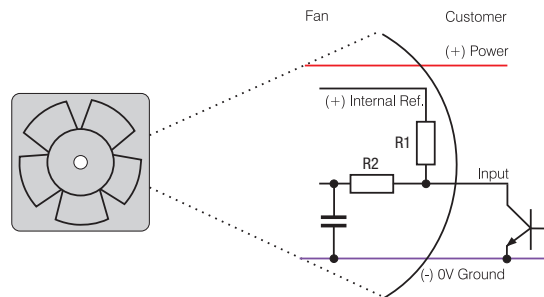
– Standard control range 0 ... 10 V



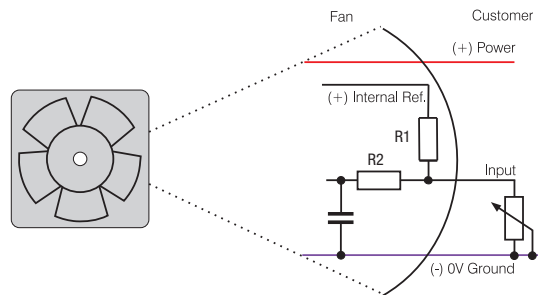
Typical input resistance >10 kΩ

Drehzahlvorgabe mittels PWM Typ P

- Standard PWM signal in two versions
 - a) PWM frequency, mainly 1– 10 kHz (0–100%), Open collector input
 - b) Four-wire interface in accordance with Intel specifications for 12 VDC fans, PWM frequency 25 kHz, incl. speed signal /2

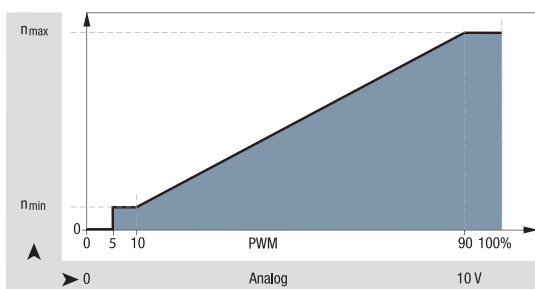


– Optional with potentiometer



Internal reference = +5V
 R1 typical 4.7...10 kΩ
 R2 typical 100 kΩ

Standard curve P / A



Optionally available with customer specific P / A speed control curve

