

**Alnico** AlNiCo

- Alnico 5 magnet material (unless stated)
- Magnetically stable at high temperatures
- For more details see Materials Guide p23
- Custom designs available

**Alnico shallow pot magnets**

Max. operating temperature 450°C.  
Mild steel pot.  
Painted red.



Product No.	Diameter	Height	Hole size (csk)	Screw head size	Weight	Pull force	Units / pack
	mm				kg		
826	19	7.5	4.5	M3 csk	0.010	3.0	10
827	28.5	8.5	5.2	M4 csk	0.030	5.0	10
828	38.1	10.35	5.2	M4 csk	0.080	13.0	5

**Alnico deep pot magnets**


Max. operating temperature 220°C.  
Mild steel pot, aluminium spacer.  
Painted red.



Product No.	Diameter	Height	Thread size	Weight	Pull force	Units / pack
	mm			kg		
829	9.5	15	M3	0.005	1	10
830	12.7	15.9	M4	0.015	2	10
831	17.5	16	M6	0.023	2.65	10
832	20.5	19	M6	0.040	4	5
833	27	25	M6	0.085	6.1	5
834	35	30	M6	0.184	14.75	2

**Alnico deep pot magnets**

Max. operating temperature 220°C.  
Mild steel pot.  
Brass spacer.  
Zinc plated body.



Product No.	Diameter	Height	Weight	Pull force	Units / pack
	mm		kg		
E790	6	20	0.004	0.2	20
E791	8	20	0.007	0.4	20
E792	10	20	0.011	0.8	20
E793	13	20	0.019	1.0	20
E794	16	20	0.029	1.8	10
E795	20	25	0.057	4.2	5
E796	25	35	0.140	8.0	2

**Alnico deep pot magnets**

Max. operating temperature 220°C.  
Mild steel pot.  
Brass spacer.  
Zinc plated body.  
Diameter ground to H6 tolerance.



Product No.	Diameter	Height	Weight	Pull force	Units / pack
	mm		kg		
E730	6	10	0.002	0.2	20
E731	8	12	0.004	0.3	20
E732	10	16	0.009	0.5	20
E733	13	18	0.017	1.0	20
E734	16	20	0.029	1.5	10
E735	20	25	0.057	3.5	5
E736	25	30	0.110	8.0	5
E737	32	35	0.200	15.0	2
E738	40	45	0.420	20.0	2
E739	50	50	0.720	35.0	1

**Alnico deep pot magnets**

Max. operating temperature 220°C.  
Mild steel pot.  
Brass spacer.  
Zinc plated body.



Product No.	Diameter	Height	Thread	Weight	Pull force	Units / pack
	mm			kg		
E740	6	20	M3	0.004	0.2	20
E741	8	20	M3	0.007	0.4	20
E742	10	20	M4	0.011	0.8	20
E743	13	20	M4	0.019	1.0	20
E744	16	20	M4	0.029	1.8	10
E745	20	25	M6	0.055	4.2	5
E746	25	35	M6	0.25	8.0	5
E747	32	40	M8	0.37	15.0	2
E748	45	44	M10	0.5	30.0	2

- Neodymium iron boron 'rare earth' material
- Strongest magnet material available
- 80°C max. operating temp. (unless stated)
- N35 grade (Nickel plated)
- For more details see Materials Guide p23
- Custom designs available

**Neodymium** NdFeB

**Neodymium shallow pot magnets**


Zinc plated body.



Product No.	Diameter	Height	Weight	Pull force	Units / pack
	mm		kg		
E760NEO	6	4.5	0.001	0.5	20
E761NEO	8	4.5	0.0018	1.3	20
E762NEO	10	4.5	0.0025	2.5	20
E763NEO	13	4.5	0.0045	6	20
E764NEO	16	4.5	0.0055	9.5	20
E765NEO	20	6	0.015	14	10
E766NEO	25	7	0.031	20	10
E767NEO	32	7	0.04	35	10

**Neodymium shallow pot magnets**  
Threaded hole

Zinc plated body.



Product No.	Diameter	Pot height	Total height	Thread size	Ferrule outer dia.	Weight	Pull force	Units / pack
	mm					kg		
E770NEO	6	4.5	11.5	M3	6	0.0027	0.5	20
E771NEO	8	4.5	11.5	M3	6	0.0035	1.3	20
E772NEO	10	4.5	11.5	M3	6	0.0045	2.5	20
E773NEO	13	4.5	11.5	M3	6	0.0075	6	20
E774NEO	16	4.5	11.5	M4	8	0.0132	9.5	20
E775NEO	20	6	13	M4	8	0.0165	14	10
E776NEO	25	7	14	M4	8	0.034	20	10
E777NEO	32	7	15.5	M5	10	0.048	35	5

**Neodymium hook magnets**

Mild steel pot. Painted white.  
See also Ferrite Hook Magnets on p8 (pull up to 10kg, more cost effective).



Product No.	Diameter	Pot height	Total height	Weight	Pull force	Units / pack
		mm		kg		
M19863XR	32	7	38	0.051	35	1

**Neodymium deep pot bi-pole magnets**  
Threaded hole


Aluminium pot.  
Mild steel pole pieces.  
Painted blue.



Product No.	Diameter	Height	Thread size	Weight	Pull force	Units / pack
	mm			kg		
NH025	12.7	12	M5	0.01	2.5	10
NH065	16	16	M6	0.018	8.0	10
NH130	22.2	20	M6	0.04	16.0	5
NH240	25.4	25	M6	0.07	25.0	5

**Neodymium deep pot bi-pole magnets**

Brass pot.  
Diameter ground to H6 tolerance.



Product No.	Diameter	Height	Weight	Pull force	Units / pack
	mm		kg		
E750NEO	6	20	0.004	1.0	20
E751NEO	8	20	0.007	2.5	20
E752NEO	10	20	0.011	4.5	20
E753NEO	13	20	0.019	7.0	20
E754NEO	16	20	0.029	15.0	10
E755NEO	20	25	0.057	28.0	5
E756NEO	25	35	0.128	45.0	2
E757NEO	32	40	0.228	70.0	2