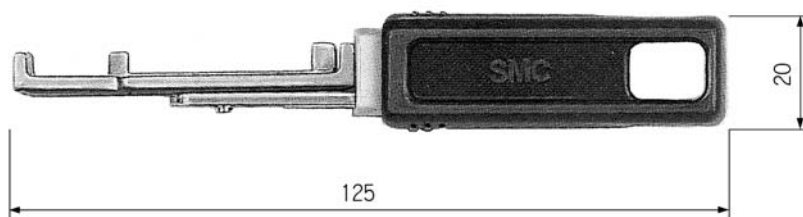


# Related Products: Tube Releasing Tool Series TG

RoHS

- It is possible to detach the tube from the one-touch fitting one-handed.
- Suitable for use in small spaces where it is difficult to get your hands in.
- One tool is compatible with two different tubing sizes. (Refer to "Size change" below.)



Model	Applicable tubing size		Applicable tubing material	Color	Mass
TG-1	Metric size	ø4, ø6	Nylon, Soft nylon Polyurethane	Blue	33 g
TG-2	Inch size	ø1/8", ø1/4"		Red	

K

M

H

KK

D

MS

LQ

MQR

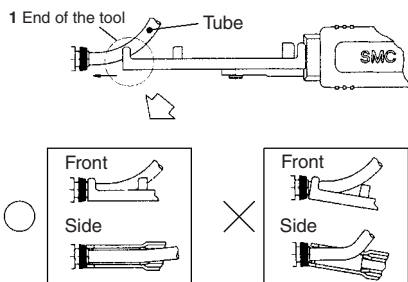
T

## How to Use

### ⚠ Caution

#### Process

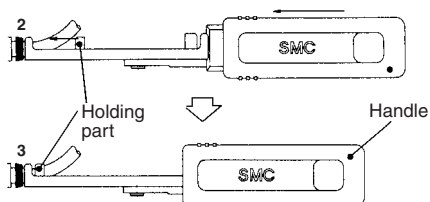
1. Tool edge should be pushed straightforward into the edge of the release button along with the tube in the axial fitting direction.



2. After inserting, grasp the handle tightly and insert the end of the tubing to the stroke end.

[Note) Insert firmly to the guard against an accidental tube release.]

3. After inserting end of tube, relax your grip on the tool. Returning force of spring releases the tube.



#### Size change

Push both sides at once to release. Reverse and fix at the same position as before. Applicable tube size is indicated on the back side.

