

# Air Checker: Electronic Pressure Switch

New

RoHS

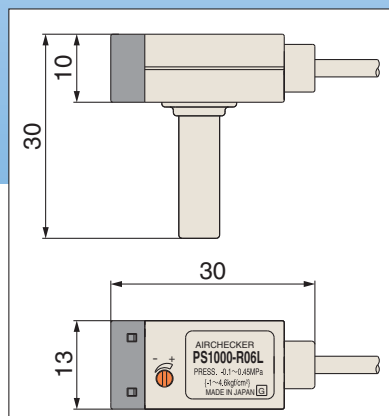

Applicable fluid: Air, Non-corrosive gas, Non-flammable gas

**PS1000** For Positive Pressure

**PS1100** For Vacuum, Residual Pressure

**PS1200** For Vacuum

Compact/lightweight electronic pressure switch

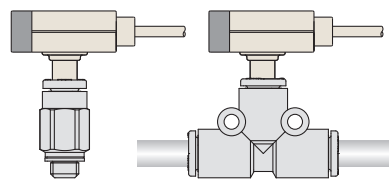


## 2-wire type

Applicable to either NPN or PNP output

## Easy mounting

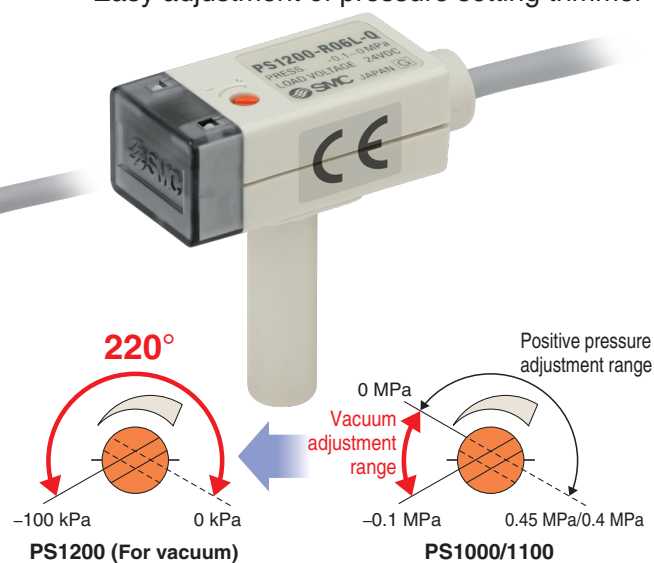
Plug-in reducer port for One-touch fittings



## High visibility

A large LED display for an easily visible switch

**New Addition of vacuum range (-100 to 0 kPa)**  
Easy adjustment of pressure setting trimmer



Find the operation manual on our website [www.smc.eu](http://www.smc.eu) for specific product precautions.

## Specifications

Model	PS1000	PS1100	PS1200
Switch output	Present pres. $\geq$ Setting pres.: ON		Present pres. $\leq$ Setting pres.: ON
Max. operating pressure	1 MPa		
Set pressure range	-0.1 to 0.45 MPa	-0.1 to 0.4 MPa	-100 to 0 kPa
Fluid	Air/Non-corrosive gas/Non-flammable gas		
Indicator light	ON: When red LED turns on		
Temperature characteristics	$\pm 3\%$ F.S.		
Repeatability	$\pm 1\%$ F.S.		
Hysteresis	4% F.S. or less	10% F.S. or less	
Load voltage	12 to 24 VDC $\pm 10\%$ , Ripple (p-p) 10% or less		
Load current	5 to 40 mA		
Leakage current	1 mA or less		
Internal voltage drop	5 V or less		
Operating temperature range	0 to 60°C (No condensation)		
Insulation resistance	2 M $\Omega$ or more (500 VDC measured via megohmmeter) between terminals and housing		
Withstand voltage	1000 VAC (in 50/60 Hz) for 1 minute between terminals and housing		
Weight	5 g (Excluding lead wire)		
Port size	R06: $\phi 6$ reducer, R07: 1/4" reducer		
Enclosure	IP40		
Lead wire <small>Note)</small>	Grommet oil-resistant vinyl cable code 2 cores, $\phi 2.55$ , 3 m, Cross section: 0.18 mm <sup>2</sup> , Insulator O.D.: 0.96 mm		
Wetted parts material	Pressured sensor part: Silicon, Body part: PBT, O-ring: HNBR		
Standards	CE (Option), RoHS		

Note) For wiring, refer to the Operation Manual on our website, <http://www.smc.eu>

Series **PS1000/1100/1200**



CAT.EUS100-23B-UK

## How to Order

# PS 10 00 - R06 L - Q

### Output specifications

10	For positive pressure
11	For vacuum and residual pressure
12	For vacuum

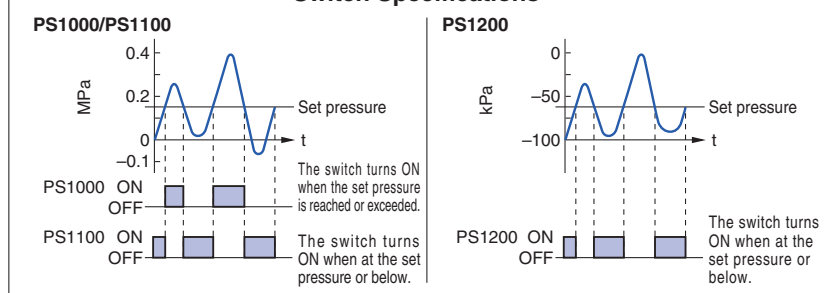
### Lead wire length

L	3 m
---	-----

### Piping specifications

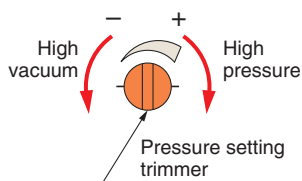
R06	ø6 reducer
R07	1/4" reducer

### Switch Specifications



## Setting of Pressure Switch

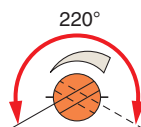
- Use the pressure setting trimmer to set ON pressure.
- Rotate clockwise to increase the set pressure. For setting vacuum, rotate counterclockwise.
- To set, use a flat head screwdriver suited for the groove of the trimmer, and rotate it lightly with finger tip.



## Trimmer

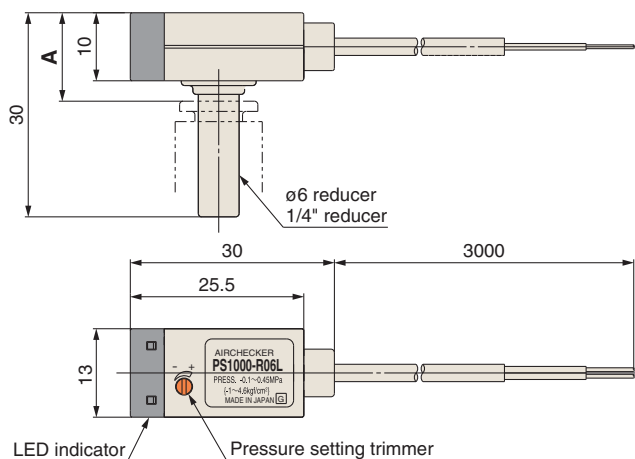
Rotation angle of the trimmer is 220°.

There is a stop provided to prevent the trimmer from rotating beyond its limits. Rotation beyond the limit can damage the trimmer. Adjust the trimmer gently within the rotation angle.



Left end adjustment limit Right end adjustment limit

## Dimensions



### Dimensions

Applicable One-touch fittings	A
KQ2H/L/T/S/Y06-M5	16
KQ2H/L07-M5	16
Other Series KQ2/KS	13
Series KJ	16

## SMC Corporation

SMC CORPORATION  
 Akihabara UDX 15F, 4-14-1, Sotokanda, Chiyoda-ku, Tokyo 101-0021, JAPAN  
 Phone: 03-5207-8249 FAX: 03-5298-5362  
 SMC CORPORATION All Rights Reserved

### European Marketing Centre (EMC)

Zuazobidea 14, 01015 Vitoria  
 Tel: +34 945-184 100 Fax: +34 945-184 124  
 URL <http://www.smc.eu>