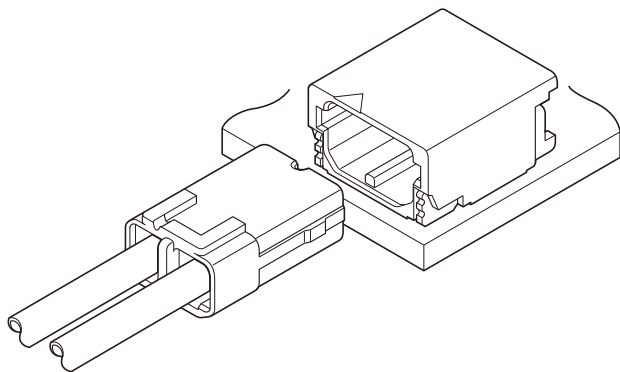




# SFH CONNECTOR

1.8mm pitch/Disconnectable Crimp style connectors



**This low profile type connector with height of 3.0mm is designed for connection to stroboscope flash and realized space saving.**

- Contact lance
- Countermeasure for inverse insertion and locking feature

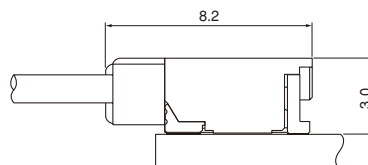
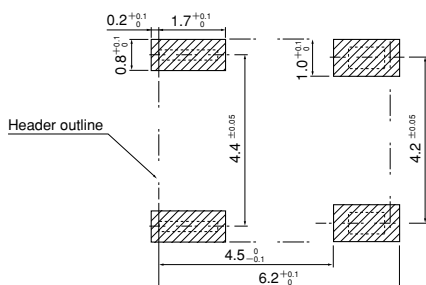
## Specifications

- Current rating: 4A AC, DC (AWG #22)
- Voltage rating: 350V AC, DC
- Temperature range: -25°C to +85°C  
(including temperature rise in applying electrical current)
- Contact resistance: Initial value/10m Ω max.  
After environmental testing/20m Ω max.
- Insulation resistance: 1,000M Ω min.
- Withstanding voltage: 1,700V AC/minute
- Applicable wire: Conductor size/AWG #30 to #22  
Insulation O.D./0.7 to 1.3mm
- \* Compliant with RoHS.
- \* Refer to "General Instruction and Notice when using Terminals and Connectors" at the end of this catalog.
- \* Contact JST for details.

## Standards

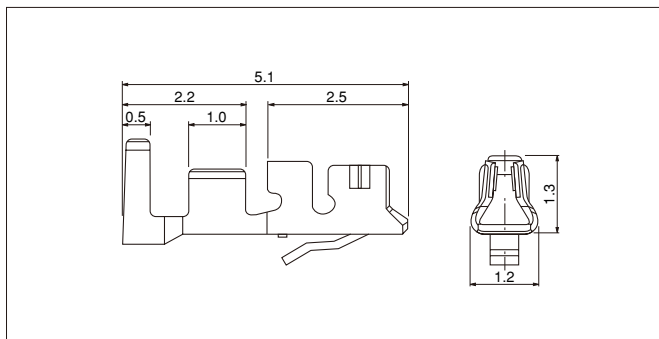
- Ⓜ Recognized E60389
- Ⓢ Certified LR20812

## PC board layout (viewed from component side) and Assembly layout



Note: 1. Tolerances are non-cumulative: ±0.05mm for all centers.  
2. The dimensions above should serve as a guideline. Contact JST for details.

## Contact



Model No.	Applicable wire			Q'ty / reel
	mm <sup>2</sup>	AWG#	Insulation O.D. (mm)	
<b>SSFH-001T-P0.5</b>	0.13~0.33	26~22	0.95~1.3	15,000
<b>SSFH-002T-P0.5</b>	0.05~0.13	30~26	0.7 ~1.25	15,000

### Material and Finish

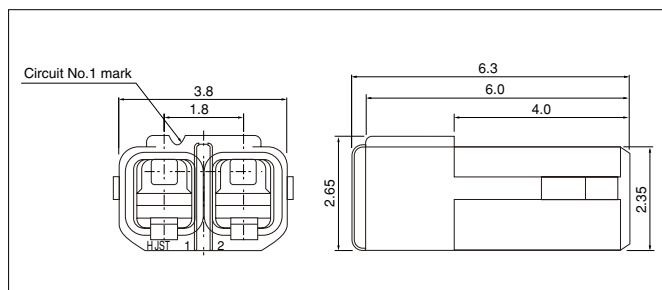
Copper alloy, tin-plated (reflow treatment)

### RoHS compliance

Contact	Crimping machine	Applicator		
		Crimp applicator	Dies	Crimp applicator with dies
<b>SSFH-001T-P0.5</b>	AP-K2N	MKS-L	MK/SSFH-001-05	APLMK SSFH001-05
		—	—	—
<b>SSFH-002T-P0.5</b>	AP-K2N	MKS-L	MK/SSFH-002-05	APLMK SSFH002-05
		—	—	—

# SFH CONNECTOR

## Housing



Circuits	Model No.	Q'ty / bag
2	<b>SFHR-02V-R</b>	1,000

### Material

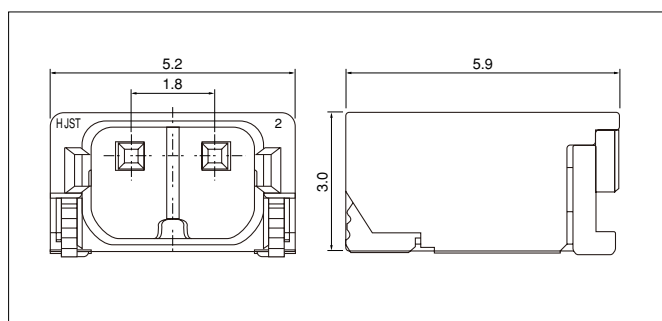
Thermoplastic resin, UL94V-0

### RoHS compliance

<For reference> As the color identification, the following alphabet shall be put in the underlined part. For availability, delivery and minimum order quantity, contact JST.

ex. **SFHR-02V-R**  
R...red  
L...lemon yellow

## Shrouded header



Circuits	Model No.	Q'ty / reel
2	<b>SM02B-SFHRS-TF</b>	2,000

### Material and Finish

Press pin: Copper alloy, copper-undercoated, tin-plated (reflow treatment)  
 Wafer: Heat resisting resin, UL94V-0  
 Solder tab: Copper alloy, copper-undercoated, tin-plated (reflow treatment)

**RoHS compliance** This product displays (LF)(SN) on a label.

<For reference> As the color identification, the following alphabet shall be put in the underlined part. For availability, delivery and minimum order quantity, contact JST.

ex. **SM02B-SFHRS-TF**  
R...red  
L...lemon yellow