

# Linear actuators -stepper

## → 10 mm displacement -7.5° step angle

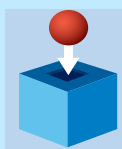
- A range of digital linear actuators based upon synchronous motor technology. They offer a linear travel of 10 mm as standard and up to 35 mm upon request for versions with an anti-rotation device built-in. Linear step speed 0.833 or 1.67 mm per second.
- Output force between 27 and 45 N.



### Specifications

	2 phases	4 phases
Type	80 910 0	80 910 0
Nominal voltage (V)	5.6	12.7
<b>Part numbers</b>	●	●
<b>General characteristics</b>		
Motor step (°)	7.5	7.5
Number of phases	2	4
Rated displacement (mm)	10	10
Linear step displacement (mm)	0.0167	0.0167
Positioning accuracy (mm)	< 0.01	< 0.01
Axial load static (daN)	10	10
Radial load	Consult us	Consult us
Operating temperature (°C)	-5 → +75	-5 → +75
Wires length (mm)	250 ± 10	250 ± 10
Coil (Ω)	12.9	66
<b>Electromechanical specifications</b>		
Dynamic axial load to 100 Hz (N)	58	38
Absorbed power (W)	5	5
Absorbed current nominal (A)	0.44 A nominal	0.145 A nominal
Life	500 000 cycles	500 000 cycles
Mounting position	Any	Any
Storage temperature (°C)	-40 → +80	-40 → +80
Weight (g)	90	90

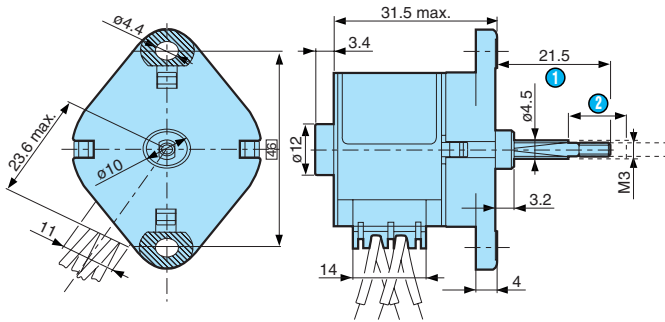
### Product adaptations



- Special output shafts
- Special supply voltages
- Special cable lengths
- Customised electronics
- Special construction materials
- Special connectors

## Dimensions

80 910 0

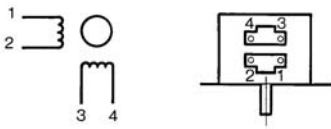


- ① Shaft in
- ② Travel

## Connections

### 2 phases

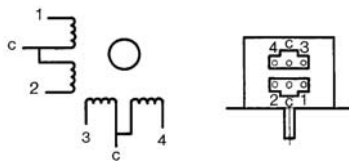
	1	2	3	4
① 1	-	+	-	+
2	-	+	+	-
3	+	-	+	-
4	+	-	-	+
5	-	+	-	+



- ① Step
- Energisation sequence for shaft outward movement

### 4 phases

	1	2	3	4
① 1	-	-	-	-
2	-	-	-	-
3	-	-	-	-
4	-	-	-	-
5	-	-	-	-



- ① Step
- Energisation sequence for shaft outward movement

## Other information

Electromagnetic compatibility :  
 Conducted emissions : EN 55 014  
 Radiated emissions : EN 55 022  
 Protection index IP40 EN 60 034 / CEI 529  
 Temperature limit when stalled Classe B EN 60 335-1 CEI 85