

Control and signalling units Ø 30

Harmony® style 9

Pushbuttons, switches and pilot lights,
with chromium plated metal bezel

Complete units 9001 K

1

Complete units

Contact functions

Pushbuttons, spring return



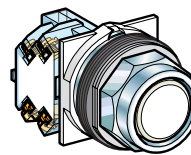
Flush push

9001 KR1●●● See page 1/192



Projecting push

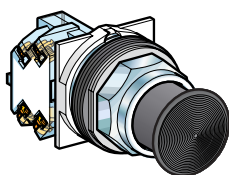
9001 KR3●●● See page 1/192



Recessed push (high guard)

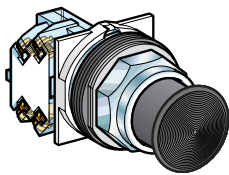
9001 KR2●●● See page 1/192

Mushroom head pushbuttons



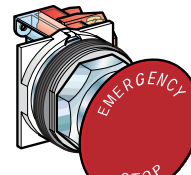
Spring return Ø 35 or Ø 57

9001 KR2●●H13 See page 1/192



Latching Ø 41

9001 KR●●● See page 1/192

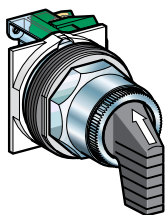


Emergency stop, spring return Ø 57

9001 KR5R05H6 See page 1/192

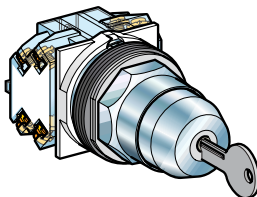
Selector switches, key switches and joystick controllers

1.7



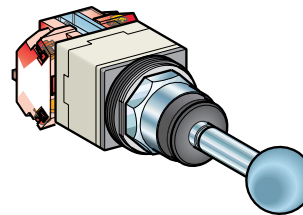
Selector switches, long black handle

9001 KS●●FBH●● See page 1/193



Key switches

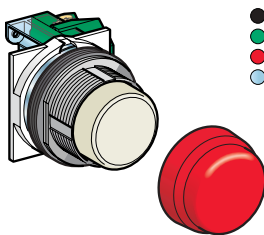
9001 KS●●K●H●● See page 1/193



Joystick controllers

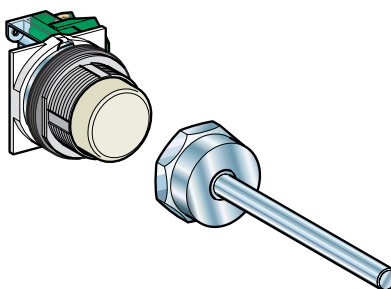
9001 K●●H● See page 1/199

Booted pushbuttons and wobblestick (with accessories)



Booted pushbuttons

9001 KR●●● + 9001 KU● See pages 1/192 and 1/206




Wobblestick

9001 KR●●● + 9001 K8 See pages 1/192 and 1/206


Light functions

Pilot lights



BA 9s base mounted super bright LED

9001 KP●●● See page 1/194



BA 9s incandescent bulb

9001 KP●●● See page 1/194

Characteristics:
pages 1/190 and 1/191

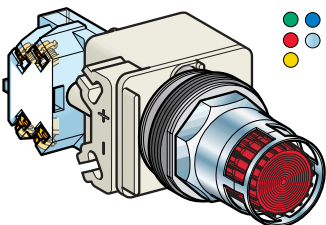
References:
pages 1/192 to 1/199

Dimensions:
pages 1/210 to 1/215

Complete units

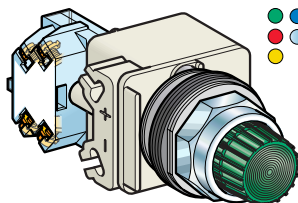
Combined contact and light functions

Illuminated pushbuttons, spring return



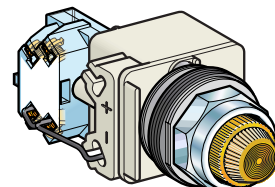
Flush push, super bright LED

9001 K●●● See page 1/195



Projecting push

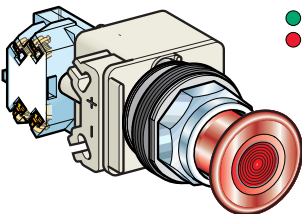
9001 K2●●● See page 1/196



"Push to test", projecting push,
super bright LED

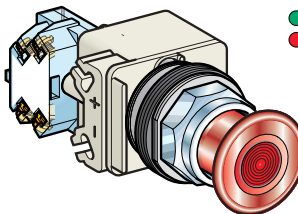
9001 KT●●●31 See page 1/197

Ø 41 mushroom head illuminated pushbuttons, super bright LED



2-position, push-pull

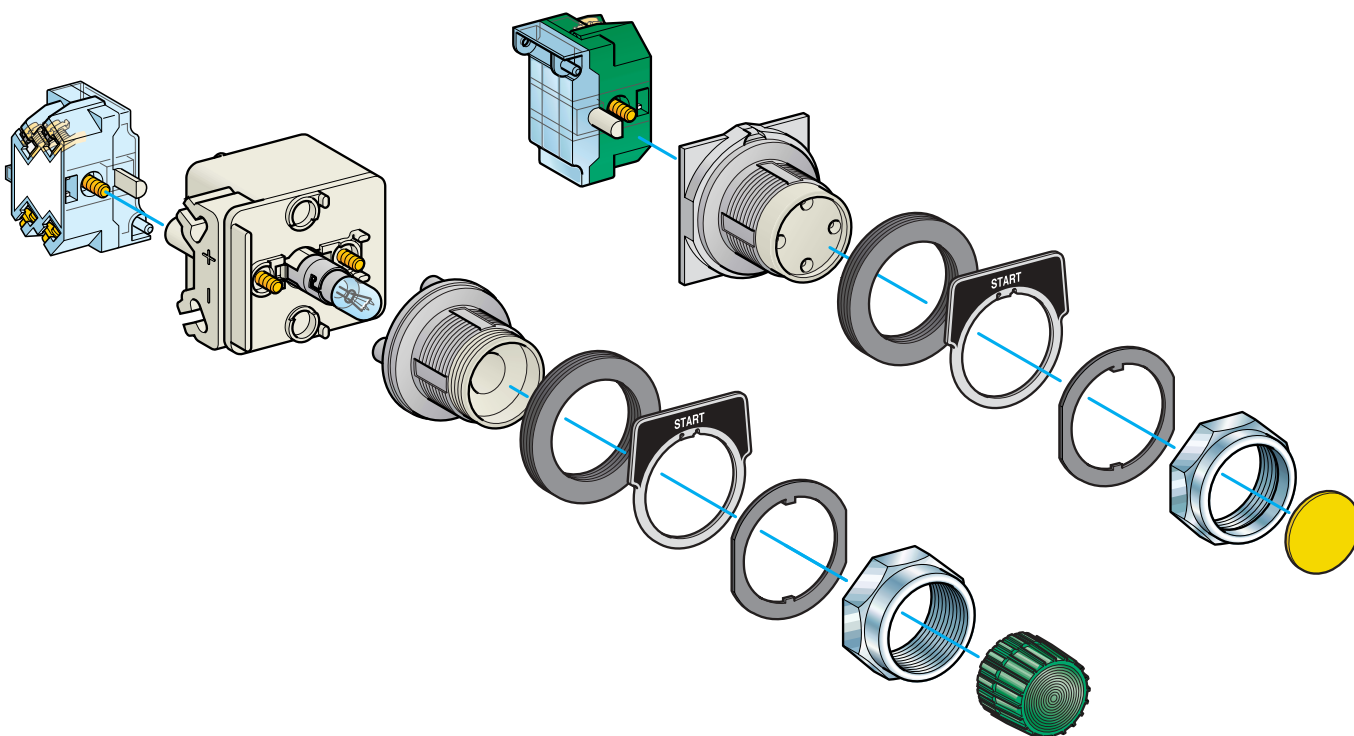
9001 KR9P●●● See page 1/197



3-position, push-pull

9001 KR8P●●● See page 1/197

Separate components and accessories



Control and signalling units Ø 30

Harmony® style 9

Pushbuttons, switches and pilot lights with double insulated bezel

Complete units 9001 SK

1

Complete units

Contact functions

Pushbuttons, spring return



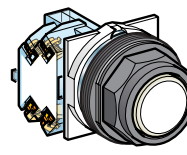
Flush push

9001 SKR1●●● See page 1/200



Projecting push

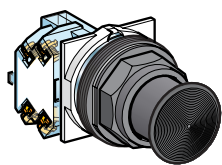
9001 SKR3●●● See page 1/200



Recessed push (high guard)

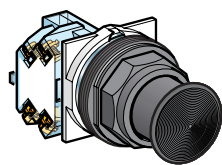
9001 SKR2●●● See page 1/200

Mushroom head pushbuttons




Spring return Ø 35 or Ø 57

9001 SKR2●●H13 See page 1/200



Latching Ø 41

9001 SKR●●● See page 1/200

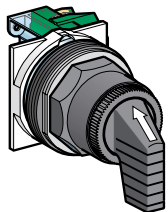


Emergency stop, spring return Ø 57

9001 SKR5R05H6 See page 1/200

Selector switches

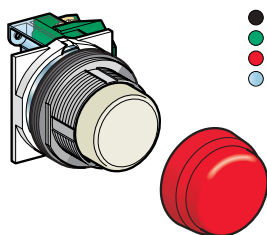
1.7



Selector switches, long black handle


9001 SKS●●FBH●● See page 1/202

Booted pushbuttons and wobblestick (with accessories)



Booted pushbuttons

9001 SKR●●● + 9001 KU● See pages 1/200 and 1/206




Wobblestick

9001 SKR●●● + 9001 K8 See pages 1/200 and 1/206


Light functions

Pilot lights



BA 9s base mounted super bright LED

9001 SKP●●● See page 1/201



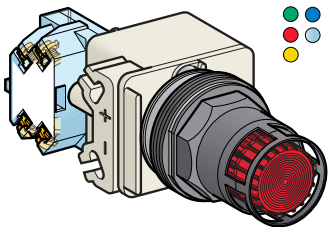
BA 9s incandescent bulb

9001 SKP●●● See page 1/201

Complete units

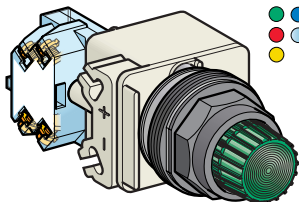
Combined contact and light functions

Illuminated pushbuttons, spring return



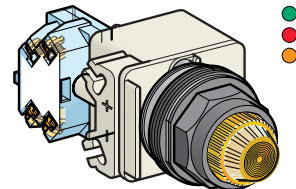
Flush push

9001 SK1L●●● See page 1/202



Projecting push

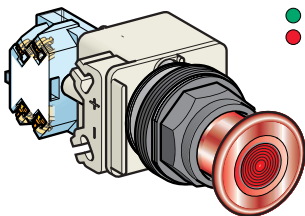
9001 SK2L●●● See page 1/203



"Push to test", projecting push

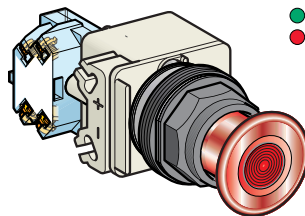
9001 SKT●●●31 See page 1/204

Ø 41 mushroom head illuminated pushbuttons



2-position, push-pull

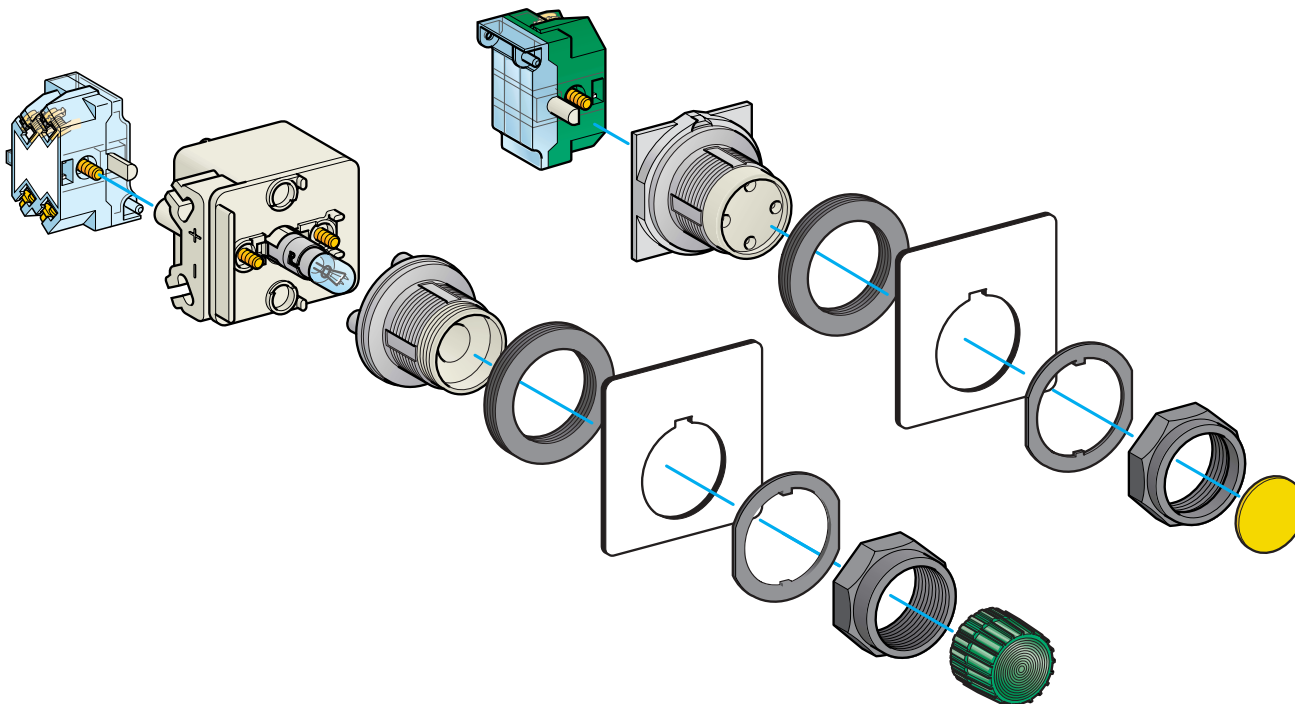
9001 SKR9P●●● See page 1/205



3-position, push-pull

9001 SKR8P●●● See page 1/205

Separate components and accessories



1

Environment			
Conforming to standards			IEC 947-1, IEC 947-5-1, IEC 947-5-4, EN 60947-5-1, JIS C 4520 and 852, UL 508, CSA C22-2 n° 14
Product certifications			UL508, NEMA A600-Q600
Protective treatment standard version			"TC"
Ambient air temperature around the device	Storage	°C	- 40...+ 70
	Operation	°C	- 25...+ 70
Vibration resistance	Conforming to IEC 68-2-6		Frequency: 2 to 500 Hz: 7gn Ford Standard EA-1
Shock resistance	Conforming to IEC 68-2-27		Half sine wave: 50 gn
Electric shock protection	Conforming to IEC 536		Class II
Degree of protection for the chromium metal bezel range	Conforming to IEC 529 & NF C 20-010		IP 66
	Conforming to NEMA		Types 1, 2, 3, 3R, 4, 6, 12 and 13
Degree of protection for the double insulated bezel range	Conforming to IEC 529 & NF C 20-010		IP 66
	Conforming to NEMA		Types 1, 2, 3, 3R, 4, 4X, 12 and 13
Mechanical life (in millions of operating cycles)	Pushbuttons, spring return		5
	Illuminated pushbuttons		5
	Selector switches and key switches		0.5
Mounting position			All positions

1.7

Electrical characteristics of contact blocks

Rated operational characteristics	~ AC-15		3 A, 240 V			
	≡ DC-13		0.55 A, 125 V			
Rated insulation voltage	Conforming to IEC 947-1	V	Ui = 250 degree of pollution 3 (except pilot lights with incandescent bulb: degree of pollution 2)			
Rated impulse withstand voltage	Conforming to IEC 947-1	kV	Uimp = 2.5			
Contact material	Normal environment and usage		Silver alloy			
Contact operation	"N/C" ou "N/O"		Slow break			
Positive operation	Conforming to IEC 947-5-2	N	N/C contact(s) with positive opening operation			
Short-circuit protection	Conforming to IEC 947-5-1	A	Cartridge fuse mounted upstream: 10			
Cabling capacity	Conforming to IEC 947-1	mm ² mm ²	Screw clamp terminals (cross headed/slotted screw) Mini: 1 x 0.22 Maxi: 2 x 1.5 Recommended tightening torque: 0.8 N.m			
Thermal current	Ith	A	10			
Maximum operation current	a.c. supply: utilisation category AC-15	V A VA	Contact making capacity			
			120 60 7200	240 30 7200	480 15 7200	600 12 7200
	d.c. supply: utilisation category DC-13	V A	Breaking capacity			
120 6 720			240 3 720	480 1.5 720	600 1.2 720	
			Contact making capacity and breaking capacity			
		V A	125 0.55	250 0.27	600 0.1	

Control and signalling units Ø 30







Harmony® style 9

Pushbuttons, switches and pilot lights
with chromium plated metal bezel

Complete units 9001 K, with screw clamp terminals

1

Pushbuttons, spring return

Shape of head	Type of push	Type of contact			Colour	Reference	Weight kg
		 "N/O"	 "N/C"	 "C/O"			
	Flush	1	-	-	Black	9001 KR1BH5	0.121
		-	-	-	Green	9001 KR1GH5	0.121
		-	-	1	Black	9001 KR1BH13	0.121
		-	-	1	Green	9001 KR1GH13	0.121
		-	-	1	Red	9001 KR1RH13	0.121
		1	-	-	Multi-colour	9001 KR1UH13 (1)	0.121
	Projecting	-	1	-	Red	9001 KR3RH6	0.128
		-	-	1	Multi-colour	9001 KR3UH13 (1)	0.128
		1	-	-	Multi-colour	9001 KR3UH5 (1)	0.128
	Projecting (high guard)	1	-	-	Green	9001 KR2GH5	0.136
		-	-	1	Multi-colour	9001 KR2UH13 (1)	0.136
		1	-	-	Multi-colour	9001 KR2UH5 (1)	0.136



9001 KR1BH5



9001 KR3RH6



9001 KR2UH13







9001 KR24BH13








9001 KR25BH13

Mushroom head pushbuttons

Shape of head	Type of push	Diameter mm	Type of contact			Colour	Reference	Weight kg
			 "N/O"	 "N/C"	 "C/O"			
	Spring return	Ø 35	-	-	1	Black	9001 KR24BH13	0.126
			-	-	1	Red	9001 KR24RH13	0.126
		Ø 35 Snap in Knob	-	1	-	Red	9001 KR4RH6	0.154
			-	-	1	Black	9001 KR25BH13	0.132
		Ø 57	-	-	1	Red	9001 KR25RH13	0.132
			-	1	-	Red	9001 KR5RH6	0.154

Emergency stop mushroom head pushbuttons

Shape of head	Type of push	Diameter mm	Type of contact			Colour	Reference	Weight kg
			 "N/C" l. break	 "N/C"	 "C/O"			
	3 positions: Mom.-push: maint.-neutral: Mom.-pull	Ø 41	-	2	-	Black	9001 KR8BH25	0.195
			-	-	1	Red	9001 KR8RH25	0.195
		Ø 41	-	-	1	Black	9001 KR9BH13	0.141
			-	-	1	Red	9001 KR9RH13	0.141
Push-pull	Ø 35	-	1	-	Red	9001 KR9R20H6	0.141	
		-	1	-	Red	9001 KR9R21H6	0.141	
	Spring return	Ø 35 (2)	-	1	-	Red	9001 KR4R05H6	0.154
		Ø 57 (2)	-	1	-	Red	9001 KR5R05H6	0.154
	Late break	Ø 41 (2)	2	-	-	Red	9001 KR8R05H25	0.154

(1) Supplied with 7 different coloured caps: black, green, red, yellow, blue, white and orange, ready for clipping-in.
(2) Marked "EMERGENCY STOP".

Control and signalling units Ø 30

Harmony® style 9









































Pushbuttons, switches and pilot lights

with chromium plated metal bezel

Complete units 9001 K, with screw clamp terminals

1

Selector switches and key switches (contact actuation sequence, see page 1/211)

Shape of head	Mount on side	Contact block (order separately)	Contact status 1 - closed 0 - open	Number and type of positions	Reference	Weight kg
 <p>Long handle, black</p>	1 or 2	9001KA2 		2 stay put 	9001 KS11FB	0.172
	1 or 2	9001KA2 		2 spring return from right to left 	9001 KS34FB	0.172
	1	9001KA1 		3 stay put 	9001 KS43FB	0.172
	1 or 2	9001KA1 		3 stay put 	9001 KS46FB	0.172
	1 or 2	9001KA1 		3 spring return from left to center 	9001 KS63FB	0.172
	1 or 2	9001KA1 		3 spring return to center 	9001 KS53FB	0.172
	Side 2	9001KA1 		4 stay put 	9001 KS88FB	0.172
Side 1	9001KA1 					
 <p>Key (Ronis n° 455)</p>	1 or 2	9001KA2 		2 stay put 	9001 KS11K1R	0.207
	1 or 2	9001KA1 		2 stay put 	9001 KS11K1R	0.207
	1 or 2	9001KA1 		2 stay put 	9001 KS11K3R	0.207
	1 or 2	9001KA1 		3 stay put 	9001 KS43K5R	0.234
	1 or 2	9001KA1 		3 spring return to center 	9001 KS53K5R	0.234

1.7



Key (E10)

For E 10 key, remove R from reference.

Ex: 9001 KS11K1R: Ronis key
9001 KS11K1: E10 key

Nota : Other contact configurations are available. Please consult your Regional Sales Office.

Control and signalling units Ø 30

Harmony® style 9

Pushbuttons, switches and pilot lights
with chromium plated metal bezel


Complete units 9001 K, with screw clamp terminals

1



9001 KP35LGG9

Pilot lights with BA 9s base mounted (super bright LED, included)

Shape of head	Supply voltage V	Colour	Reference	Weight kg
	≈ 24	Green	9001 KP35LGG9	0.134
		Red	9001 KP35LRR9	0.134
		Amber	9001 KP35LYA9	0.134
		Blue	9001 KP35LLL9	0.134
		White	9001 KP35LWW9	0.134
	≈ 48	Green	9001 KP36LGG9	0.134
		Red	9001 KP36LRR9	0.134
		Amber	9001 KP36LYA9	0.134
		Blue	9001 KP36LLL9	0.134
		White	9001 KP36LWW9	0.134
	≈ 120	Green	9001 KP38LGG9	0.134
		Red	9001 KP38LRR9	0.134
		Amber	9001 KP38LYA9	0.134
		Blue	9001 KP38LLL9	0.134
		White	9001 KP38LWW9	0.134

Pilot lights with BA 9s, incandescent bulb (bulb included)

Shape of head	Supply	Supply voltage V	Colour	Reference	Weight kg
	Direct supply for BA 9s bulb (included)	≈ 12	Green	9001 KP32G9	0.134
			Red	9001 KP32R9	0.134
			Amber	9001 KP32A9	0.134
			Blue	9001 KP32L9	0.134
				≈ 24	≈ 24
Red	9001 KP35R9	0.134			
Amber	9001 KP35A9	0.134			
Blue	9001 KP35L9	0.134			
	≈ 48	≈ 48			
			Red	9001 KP36R9	0.134
			Amber	9001 KP36A9	0.134
			Blue	9001 KP36L9	0.134
				≈ 120	≈ 120
Red	9001 KP38R9	0.134			
Amber	9001 KP38A9	0.134			
Blue	9001 KP38L9	0.134			
	Via integral transformer for BA 9s 6 V bulb (included)	≈ 120			
			Red	9001 KP1R9	0.210
			Amber	9001 KP1A9	0.210
			Blue	9001 KP1L9	0.210
				≈ 230	≈ 230
Red	9001 KP7R9	0.210			
Amber	9001 KP7A9	0.210			
Blue	9001 KP7L9	0.210			
	≈ 380	≈ 380			
			Red	9001 KP5R9	0.210
			Amber	9001 KP5A9	0.210
			Blue	9001 KP5L9	0.210
				≈ 600	≈ 600
Red	9001 KP6R9	0.210			
Amber	9001 KP6A9	0.210			
Blue	9001 KP6L9	0.210			



9001 KP38R9



9001 KP7L9

1.7




Control and signalling units Ø 30

Harmony® style 9

Pushbuttons, switches and pilot lights

with chromium plated metal bezel

Complete units 9001 K, with screw clamp terminals

Illuminated pushbuttons, spring return, flush push (super bright LED, included)						
Shape of head	Description supply	Type of contact	Supply voltage V	Colour	Reference	Weight kg
		 "C/O"				
Extended metallic guard						
	BA 9s base mounted LED (included)	1	≈ 24	Red	9001 K3L35LRRH13	0.175
				Green	9001 K3L35LGGH13	0.175
				Amber	9001 K3L35LYAH13	0.175
			≈ 48	Red	9001 K3L36LRRH13	0.175
				Green	9001 K3L36LGGH13	0.175
				Amber	9001 K3L36LYAH13	0.175
			≈ 120	Red	9001 K3L38LRRH13	0.175
				Green	9001 K3L38LGGH13	0.175
				Amber	9001 K3L38LYAH13	0.175
	Direct supply for BA 9s incandescent bulb (included)	1	≈ 24	Red	9001 K3L35RH13	0.175
				Green	9001 K3L35GH13	0.175
				Amber	9001 K3L35AH13	0.175
		1	≈ 48	Red	9001 K3L36RH13	0.175
				Green	9001 K3L36GH13	0.175
				Amber	9001 K3L36AH13	0.175
1		≈ 120	Red	9001 K3L38RH13	0.175	
			Green	9001 K3L38GH13	0.175	
			Blue	9001 K3L38LH13	0.175	
	Amber		9001 K3L38AH13	0.175		
	White		9001 K3L38WH13	0.175		
	Clear		9001 K3L38CH13	0.175		
Via integral transformer for BA 9s 6 V incandescent bulb (included)	1	~ 120	Red	9001 K3L1RH13	0.250	
			Green	9001 K3L1GH13	0.250	
			Amber	9001 K3L1AH13	0.250	
	≈ 230	Red	9001 K3L7RH13	0.250		
		Green	9001 K3L7GH13	0.250		
		Amber	9001 K3L7AH13	0.250		
Full guard in plastic						
	BA 9s base mounted (included)	1	≈ 24	Red	9001 K1L35LRRH13	0.166
				Green	9001 K1L35LGGH13	0.166
				Amber	9001 K1L35LYAH13	0.166
	1	≈ 48	Red	9001 K1L36LRRH13	0.166	
			Green	9001 K1L36LGGH13	0.166	
			Amber	9001 K1L36LYAH13	0.166	
	1	≈ 120	Red	9001 K1L38LRRH13	0.166	
			Green	9001 K1L38LGGH13	0.166	
			Amber	9001 K1L38LYAH13	0.166	



9001 K1L35LGGH13

Control and signalling units Ø 30





Harmony® style 9

Pushbuttons, switches and pilot lights
with chromium plated metal bezel

Complete units 9001 K, with screw clamp terminals




1

Illuminated pushbuttons, spring return, projecting push

Shape of head	Type of contact			Supply voltage V	Colour	Reference	Weight kg	
	"N/O" late break	"N/C"	"C/O"					
 9001 K2L●●●H13	 BA 9s base mounted LED (included)	-	-	1	≈ 24	Red	9001 K2L35LRRH13	0.166
		-	-	1	≈ 24	Green	9001 K2L35LGGH13	0.166
		-	-	1	≈ 24	Amber	9001 K2L35LYAH13	0.166
		-	-	1	≈ 48	Red	9001 K2L36LRRH13	0.166
		-	-	1	≈ 48	Green	9001 K2L36LGGH13	0.166
		-	-	1	≈ 48	Amber	9001 K2L36LYAH13	0.166
		-	-	1	≈ 120	Red	9001 K2L38LRRH13	0.166
		-	-	1	≈ 120	Green	9001 K2L38LGGH13	0.166
		-	-	1	≈ 120	Amber	9001 K2L38LYAH13	0.166
	 Direct supply for BA 9s incandescent bulb (included)	-	-	1	≈ 24	Red	9001 K2L35RH13	0.166
		-	-	1	≈ 24	Green	9001 K2L35GH13	0.166
		-	-	1	≈ 24	Amber	9001 K2L35AH13	0.166
-		-	1	≈ 24	Blue	9001 K2L35LH13	0.166	
-		-	1	≈ 24	White	9001 K2L35WH13	0.166	
-		-	1	≈ 48	Red	9001 K2L36RH13	0.166	
-		-	1	≈ 48	Green	9001 K2L36GH13	0.166	
-		-	1	≈ 48	Amber	9001 K2L36AH13	0.166	
-		-	1	≈ 48	Blue	9001 K2L36LH13	0.166	
-		-	1	≈ 48	White	9001 K2L36WH13	0.166	
-		-	1	≈ 120	Red	9001 K2L38RH13	0.166	
-		-	1	≈ 120	Green	9001 K2L38GH13	0.166	
-		-	1	≈ 120	Amber	9001 K2L38AH13	0.166	
-		-	1	≈ 120	Blue	9001 K2L38LH13	0.166	
-		-	1	≈ 120	White	9001 K2L38WH13	0.166	
 Via integral transformer for BA 9s incandescent bulb (included)	-	-	1	≈ 230	Red	9001 K2L7RH13	0.140	
	-	-	1	≈ 230	Green	9001 K2L7GH13	0.140	
	-	-	1	≈ 230	Amber	9001 K2L7AH13	0.140	
	-	-	1	≈ 230	Blue	9001 K2L7LH13	0.140	
	-	-	1	≈ 230	White	9001 K2L7WH13	0.140	

1.7


Illuminated mushroom head pushbuttons (super bright LED, included)

Shape of head	Diameter mm	Type of contact	Supply voltage V	Colour	Reference	Weight kg
		 "N/O" I. break	 "N/O"	 "C/O"		



9001 KR9P35LGGH13


2 position stay put pushbuttons. Direct supply for BA 9s incandescent bulb (included)

	Ø 41	Order contacts separately	≈ 24	Green	9001 KR9P35LGG	0.186
				Red	9001 KR9P35LRR	0.186
			≈ 48	Green	9001 KR9P36LGG	0.186
				Red	9001 KR9P36LRR	0.186
			≈ 120	Green	9001 KR9P38LGG	0.186
				Red	9001 KR9P38LRR	







9001 KR8P35LRRH25

3 position pushbuttons (pull: spring return, center: stay put, push: spring return)

	Ø 41	Order contacts separately	≈ 24	Green	9001 KR8P35LGG	0.254
				Red	9001 KR8P35LRR	0.254
			≈ 48	Green	9001 KR8P36LGG	0.254
				Red	9001 KR8P36LRR	0.254
			≈ 120	Green	9001 KR8P38LGG	0.254
				Red	9001 KR8P38LRR	0.254




Mechanically interlocked pushbuttons

Shape of head	Type of push	Type of contact	Colour	Reference	Weight kg	
		 "N/O" I. break				
		 "N/O"				
		 "C/O"				
	Both maintained	-	-	1	Multi-colour 9001 KR11UH1H1 (1)	0.540
	One spring return and one latching	-	-	1	Multi-colour 9001 KR12UH1H1 (1)	0.540




9001 KR11UH1H1

Illuminated "Push to test" pushbuttons, spring return (super bright LED, included)

Shape of head	Type of push	Type of contact	Supply voltage V	Colour	Reference	Weight kg
		 "N/O" I. break				
		 "N/O"				
		 "C/O"				

Direct supply

	Projecting push	1	-	-	≈ 24	Green	9001 KT35LGG31	0.235
						Red	9001 KT35LRR31	0.235
						Amber	9001 KT35LLYA31	0.235
					≈ 48	Green	9001 KT36LGG31	0.235
						Red	9001 KT36LRR31	0.235
						Amber	9001 KT36LYA31	0.235
					≈ 120	Green	9001 KT38LGG31	0.235
						Red	9001 KT38LRR31	0.235
						Amber	9001 KT38LYA31	0.235

(1) Supplied with 7 different coloured caps: black, green, red, yellow, blue, white and orange, ready for clipping-in.

Control and signalling units Ø 30

Harmony® style 9




















Pushbuttons, switches and pilot lights

with chromium plated metal bezel

Complete units 9001 K, with screw clamp terminals

1

Illuminated selector switches with long handle (super bright LED, included)

Shape of head	Supply	Mount on side	Contact block (1)	Contact status 1 - closed 0 - open	Supply voltage V	Number and type of positions	Colour	Reference	Weight kg
	Supplied with 24 V light module (super bright LED)	1 or 2	9001KA2			~ 24	2 stay put	Green 9001 K11J35LGFG	0.245
								Red 9001 K11J35LRFR	0.245
								Amber 9001 K11J35LYFA	0.245
		1 or 2	9001KA2			~ 24	2 spring return from right to left	Green 9001 K34J35LGFG	0.245
								Red 9001 K34J35LRFR	0.245
								Amber 9001 K34J35LYFA	0.245
		1 or 2	9001KA1			~ 24	3 stay put	Green 9001 K43J35LGFG	0.245
								Red 9001 K43J35LRFR	0.245
								Amber 9001 K43J35LYFA	0.245
		Side 2	9001KA1			~ 24	3 stay put	Green 9001 K46J35LGFG	0.245
								Red 9001 K46J35LRFR	0.245
		Side 1	9001KA1					Amber 9001 K46J35LYFA	0.245
1 or 2	9001KA1			~ 24	3 spring return to center	Green 9001 K53J35LGFG	0.245		
						Red 9001 K53J35LRFR	0.245		
						Amber 9001 K53J35LYFA	0.245		
1 or 2	9001KA1			~ 24	3 spring return from left to center	Green 9001 K63J35LGFG	0.245		
						Red 9001 K63J35LRFR	0.245		
						Amber 9001 K63J35LYFA	0.245		
Side 2	9001KA1			~ 24	4 stay put	Green 9001 K88J35LGFG	0.245		
						Red 9001 K88J35LRFR	0.245		
Side 1	9001KA1					Amber 9001 K88J35LYFA	0.245		

(1) Order and install listed contact block for noted contact sequence.
Other contact sequences are available. Please consult your Regional Sales Office.



9001 K46J35LYFA

1.7

Control and signalling units Ø 30

Harmony® style 9

Pushbuttons, switches and pilot lights

with chromium plated metal bezel

Complete units 9001 K, with screw clamp terminals

Illuminated mushroom head pushbuttons, push-pull, Ø 41 red

Shape of head	Supply	Type of contact			Supply voltage V	Reference	Weight kg
		"N/C" I.break	"N/C"	"C/O"			

2 position stay put pushbuttons



Direct supply for BA 9s incandescent bulb (included)	1	1	–	≈ 24	9001 KR9P35RH25	0.168
				≈ 120	9001 KR9P38RH25	0.168

Via integral transformer for BA 9s 6 V incandescent bulb (included)	1	1	–	≈ 230	9001 KR9P7RH25	0.245
---	---	---	---	-------	-----------------------	-------

3 position pushbuttons (pull: spring return, center: stay put, push: spring return)



Direct supply for BA 9s incandescent bulb (included)	1	1	–	≈ 24	9001 KR8P35RH25	0.168
				≈ 120	9001 KR8P38RH25	0.168

Via integral transformer for BA 9s 6 V incandescent bulb (included)	1	1	–	≈ 230	9001 KR8P7RH25	0.245
---	---	---	---	-------	-----------------------	-------



9001 KR8P35RH25

Joystick controllers (80 mm long operating shaft)

Shape of head	Description	Type of contact			Direction	Reference	Weight kg
		"N/O"	"N/C"	"C/O"			



3 positions spring return	–	2	–		9001 K31H8	0.372
	Order contacts separately				9001 K31	0.372

2	–	–		9001 K71H7	0.372
	Order contacts separately			9001 K71	0.372

5 positions spring return	–	–	2		9001 K35H2	0.372
	Order contacts separately				9001 K35	0.372

3 positions stay put	Order contacts separately				9001 K73	0.372
--------------------------------	---------------------------	--	--	--	-----------------	-------

5 positions spring return with latch (1)	Order contacts separately				9001 K34	0.372
---	---------------------------	--	--	--	-----------------	-------



9001 K31H8

(1) Latch button must be depressed before joystick will operate.

Control and signalling units Ø 30

Harmony® style 9

Pushbuttons, switches and pilot lights with double insulated bezel

Complete units 9001 SK, with screw clamp terminals

1



9001 SKR1GH13



9001 SKR3RH6



9001 SKR2GH5

Pushbuttons, spring return

Shape of head	Type of push	Type of contact			Colour	Reference	Weight kg
		"N/O"	"N/C"	"C/O"			
	Flush	1	-	-	Black	9001 SKR1BH5	0.086
		-	-	-	Green	9001 SKR1GH5	0.086
		-	-	1	Black	9001 SKR1BH13	0.086
		-	-	1	Green	9001 SKR1GH13	0.086
		-	-	1	Red	9001 SKR1RH13	0.086
		-	-	1	Multi-colour	9001 SKR1UH13 (1)	0.086
	Projecting	1	-	-	Multi-colour	9001 SKR1UH5 (1)	0.086
		-	1	-	Red	9001 SKR3RH6	0.070
		-	-	1	Multi-colour	9001 SKR3UH13 (1)	0.070
	Projecting (high guard)	1	-	-	Multi-colour	9001 SKR3UH5 (1)	0.070
		-	-	1	Green	9001 SKR2GH5	0.090
		-	-	1	Multi-colour	9001 SKR2UH13 (1)	0.090
		1	-	-	Multi-colour	9001 SKR2UH5 (1)	0.090

Mushroom head pushbuttons

Shape of head	Type of push	Diameter mm	Type of contact			Colour	Reference	Weight kg
			"N/O"	"N/C"	"C/O"			
	Spring return	Ø 35	-	-	1	Black	9001 SKR24BH13	0.095
		Ø 35	-	1	-	Red	9001 SKR24RH13	0.095
		Snap in Knob	-	-	1	Red	9001 SKR4RH6	0.095
		Ø 57	-	-	1	Black	9001 SKR25BH13	0.102
		Ø 57	-	1	-	Red	9001 SKR25RH13	0.102
		Snap in Knob	-	1	-	Red	9001 SKR5RH6	0.102

Emergency stop mushroom head pushbuttons

Shape of head	Type of push	Diameter mm	Type of contact			Colour	Reference	Weight kg
			"N/C" l. break	"N/C"	"C/O"			
	3 positions: Mom. -push: maint. -neutral: Mom. -pull	Ø 41	1	1	-	Black	9001 SKR8BH25	0.159
		Ø 41	-	-	1	Red	9001 SKR8RH25	0.159
	2 positions: Maint. -push: Maint. -pull	Ø 41	-	-	1	Black	9001 SKR9BH13	0.159
		Ø 41	-	1	-	Red	9001 SKR9RH13	0.159
	Push-pull	Ø 35	-	1	-	Red	9001 SKR9RH6	0.159
		Ø 57	-	1	-	Red	9001 SKR9R20H6	0.159
	Spring return	Ø 35 (2)	-	1	-	Red	9001 SKR9R21H6	0.164
		Ø 57 (2)	-	1	-	Red	9001 SKR4R05H6	0.159
Late break	Ø 41 (2)	1	1	-	Red	9001 SKR5R05H6	0.164	
					Red	9001 SKR8R05H25	0.159	

(1) Supplied with 7 different coloured caps: black, green, red, yellow, blue, white and orange, ready for clipping-in.

(2) Marked "EMERGENCY STOP".

1.7



9001 SKR24BH13



9001 SKR5R05H6

Control and signalling units Ø 30

Harmony® style 9


Pushbuttons, switches and pilot lights with double insulated bezel

Complete units 9001 SK, with screw clamp terminal




9001 SKP35LGG9

Pilot lights with BA 9s base mounted (super bright LED included)

Shape of head	Supply voltage V	Colour	Reference	Weight kg
	≈ 24	Green	9001 SKP35LGG9	0.082
		Red	9001 SKP35LRR9	0.082
		Amber	9001 SKP35LYA9	0.082
		Blue	9001 SKP35LLL9	0.082
		White	9001 SKP35LWW9	0.082
	≈ 48	Green	9001 SKP36LGG9	0.082
		Red	9001 SKP36LRR9	0.082
		Amber	9001 SKP36LYA9	0.082
		Blue	9001 SKP36LLL9	0.082
		White	9001 SKP36LWW9	0.082
	≈ 120	Green	9001 SKP38LGG9	0.082
		Red	9001 SKP38LRR9	0.082
		Amber	9001 SKP38LYA9	0.082
		Blue	9001 SKP38LLL9	0.082
		White	9001 SKP38LWW9	0.082

Pilot lights with BA 9s, incandescent bulb (bulb included)

Shape of head	Supply	Supply voltage V	Colour	Reference	Weight kg
	Direct supply for BA 9s bulb (included)	≈ 12	Green	9001 SKP32G9	0.082
			Red	9001 SKP32R9	0.082
			Amber	9001 SKP32A9	0.082
			Blue	9001 SKP32L9	0.082
		≈ 24	Green	9001 SKP35G9	0.082
			Red	9001 SKP35R9	0.082
			Amber	9001 SKP35A9	0.082
			Blue	9001 SKP35L9	0.082
		≈ 48	Green	9001 SKP36G9	0.082
			Red	9001 SKP36R9	0.082
			Amber	9001 SKP36A9	0.082
			Blue	9001 SKP36L9	0.082
		≈ 120	Green	9001 SKP38G9	0.082
			Red	9001 SKP38R9	0.082
			Amber	9001 SKP38A9	0.082
			Blue	9001 SKP38L9	0.082
	Via integral transformer for BA 9s 6 V bulb (included)	≈ 120	Green	9001 SKP1G9	0.181
			Red	9001 SKP1R9	0.181
			Amber	9001 SKP1A9	0.181
			Blue	9001 SKP1L9	0.181
		≈ 230	Green	9001 SKP7G9	0.181
			Red	9001 SKP7R9	0.181
			Amber	9001 SKP7A9	0.181
			Blue	9001 SKP7L9	0.181
		≈ 380	Green	9001 SKP5G9	0.181
			Red	9001 SKP5R9	0.181
			Amber	9001 SKP5A9	0.181
			Blue	9001 SKP5L9	0.181
		≈ 600	Green	9001 SKP6G9	0.181
			Red	9001 SKP6R9	0.181
			Amber	9001 SKP6A9	0.181
			Blue	9001 SKP6L9	0.181



9001 SKP38R9



9001 SKP7L9

Control and signalling units Ø 30





















Harmony® style 9

Pushbuttons, switches and pilot lights with double insulated bezel

Complete units 9001 SK, with screw clamp terminal



1

Selector switches (contact actuation sequence, see page 1/211)

Shape of head	Mount on side	Contact block (order separately)	Contact status 1 - closed 0 - open	Number and type of positions	Reference	Weight kg
 Long handle, black	1 or 2	9001KA2 		2 stay put 	9001 SKS11FB	0.059
	1 or 2	9001KA2 		2 spring return from right to left 	9001 SKS34FB	0.059
	1 or 2	9001KA1 		3 stay put 	9001 SKS43FB	0.059
	1 or 2	9001KA1 		3 spring return from left to center 	9001 SKS63FB	0.059
	1 or 2	9001KA1 		3 spring return to center 	9001 SKS53FB	0.059
	Side 1	9001KA1 		4 stay put	9001 SKS88FB	0.059
	Side 2	9001KA1 				



Illuminated pushbuttons, spring return, flush push (super bright LED included)

Shape of head	Supply	Type of contact	Supply voltage V	Colour	Reference	Weight kg
 Full guard in plastic	BA 9s base mounted	 "C/O"	≈ 24	Red	9001 SK1L35LRR	0.181
				Green	9001 SK1L35LGG	0.181
				Amber	9001 SK1L35LYA	0.181
			≈ 48	Red	9001 SK1L36LRR	0.181
				Green	9001 SK1L36LGG	0.181
				Amber	9001 SK1L36LYA	0.181
			≈ 120	Red	9001 SK1L38LRR	0.181
				Green	9001 SK1L38LGG	0.181
				Amber	9001 SK1L38LYA	0.181







Control and signalling units Ø 30

Harmony® style 9

Pushbuttons, switches and pilot lights with double insulated bezel

Complete units 9001 SK, with screw clamp terminal

Illuminated pushbuttons, spring return, projecting push							
Shape of head	Type of contact			Supply voltage V	Colour	Reference	Weight kg
	"N/O" late break	"N/C"	"C/O"				
BA 9s base mounted LED (included)							
	-	-	-	≈ 24	Red	9001 SK2L35LRR	0.181
	Order contact block separately				Green	9001 SK2L35LGG	0.181
					Amber	9001 SK2L35LYA	0.181
	-	-	-	≈ 48	Red	9001 SK2L36LRR	0.181
	Order contact block separately				Green	9001 SK2L36LGG	0.181
					Amber	9001 SK2L36LYA	0.181
	-	-	-	≈ 120	Red	9001 SK2L38LRR	0.181
	Order contact block separately				Green	9001 SK2L38LGG	0.181
					Amber	9001 SK2L38LYA	0.181
Direct supply for BA 9s incandescent bulb (included)							
  109222 9001 SK2L36GH13	-	-	1	≈ 24	Red	9001 SK2L35RH13	0.181
					Green	9001 SK2L35GH13	0.181
					Amber	9001 SK2L35AH13	0.181
					Blue	9001 SK2L35LH13	0.181
					White	9001 SK2L35WH13	0.181
	-	-	1	≈ 48	Red	9001 SK2L36RH13	0.181
					Green	9001 SK2L36GH13	0.181
					Amber	9001 SK2L36AH13	0.181
					Blue	9001 SK2L36LH13	0.181
					White	9001 SK2L36WH13	0.181
	-	-	1	≈ 120	Red	9001 SK2L38RH13	0.181
					Green	9001 SK2L38GH13	0.181
					Amber	9001 SK2L38AH13	0.181
					Blue	9001 SK2L38LH13	0.181
					White	9001 SK2L38WH13	0.181
Via integral transformer for BA 9s incandescent bulb (included)							
	-	-	1	≈ 230	Red	9001 SK2L7RH13	0.226
					Green	9001 SK2L7GH13	0.226
					Amber	9001 SK2L7AH13	0.226
					Blue	9001 SK2L7LH13	0.226
					White	9001 SK2L7WH13	0.226

Control and signalling units Ø 30

Harmony® style 9

Pushbuttons, switches and pilot lights with double insulated bezel

Complete units 9001 SK, with screw clamp terminal

1



9001 SKR9P35LGG

Illuminated mushroom head pushbuttons (super bright LED, included)

Shape of head	Diameter mm	Supply voltage V	Type of contact			Colour	Reference	Weight kg
			"N/O" I. break	"N/O"	"C/O"			
	Ø 41	≈ 24	Order contact block separately			Green	9001 SKR9P35LGG	0.226
						Red	9001 SKR9P35LRR	0.226
	≈ 48		Order contact block separately			Green	9001 SKR9P36LGG	0.226
						Red	9001 SKR9P36LRR	0.226
	≈ 120		Order contact block separately			Green	9001 SKR9P38LGG	0.226
						Red	9001 SKR9P38LRR	0.226
	Ø 41	≈ 24	Order contact block separately			Green	9001 SKR8P35LGG	0.226
						Red	9001 SKR8P35LRR	0.226
	≈ 48		Order contact block separately			Green	9001 SKR8P36LGG	0.226
						Red	9001 SKR8P36LRR	0.226
	≈ 120		Order contact block separately			Green	9001 SKR8P38LGG	0.226
						Red	9001 SKR8P38LRR	0.226

2 position stay put pushbuttons. Direct supply for BA 9s incandescent bulb (included)

3 positions pushbuttons (pull: spring return, center: stay put, push: spring return)

1.7



9001 SKR11UH13H13

Mechanically interlocked pushbuttons

Shape of head	Type of push	Type of contact			Colour	Reference	Weight kg
		"N/O" I. break	"N/O"	"C/O"			
	Both maintained	-	-	1	Multi-colour	9001 SKR11UH13H13 (1)	0.290
	One spring return and one latching	-	-	1	Multi-colour	9001 SKR12UH13H13 (1)	0.290

Illuminated "Push to test" pushbuttons, spring return, projecting push (super bright LED included)

Shape of head	Supply voltage V	Type of contact			Colour	Reference	Weight kg
		"N/O" I. break	"N/O"	"C/O"			
	≈ 24	-	-	1	Green	9001 SKT35LGG31	0.195
					Red	9001 SKT35LRR31	0.195
					Amber	9001 SKT35LYA31	0.195
	≈ 48	-	-	1	Green	9001 SKT36LGG31	0.195
					Red	9001 SKT36LRR31	0.195
					Amber	9001 SKT36LYA31	0.195
	≈ 120	-	-	1	Green	9001 SKT38LGG31	0.195
					Red	9001 SKT38LRR31	0.195
					Amber	9001 SKT38LYA31	0.195

Direct supply

(1) Supplied with 7 different coloured caps: black, green, red, yellow, blue, white and orange, ready for clipping-in.


Control and signalling units Ø 30

Harmony® style 9

Pushbuttons, switches and pilot lights with double insulated bezel

Complete units 9001 SK, with screw clamp terminal



Illuminated selector switches with long handle (super bright LED included)

Shape of head	Supply	Mount on side	Contact block (1)	Contact status 1 - closed 0 - open	Supply voltage and type of positions	Number	Colour	Reference	Weight
					V				kg
	Supplied with 24 V light module	1 or 2	9001KA2			≈ 24	2 stay put	Green 9001 SK11J35LGFG Red 9001 SK11J35LRFR Amber 9001 SK11J35LYFA	0.190 0.190 0.190
		1 or 2	9001KA2			≈ 24	2 spring return from right to left	Green 9001 SK34J35LGFG Red 9001 SK34J35LRFR Amber 9001 SK34J35LYFA	0.190 0.190 0.190
		1 or 2	9001KA1			≈ 24	3 stay put	Green 9001 SK43J35LGFG Red 9001 SK43J35LRFR Amber 9001 SK43J35LYFA	0.190 0.190 0.190
		Side 2	9001KA1			≈ 24	3 stay put	Green 9001 SK46J35LGFG Red 9001 SK46J35LRFR	0.190 0.190
		Side 1	9001KA1					Amber 9001 SK46J35LYFA	0.190
		1 or 2	9001KA1			≈ 24	3 spring return to center	Green 9001 SK53J35LGFG Red 9001 SK53J35LRFR Amber 9001 SK53J35LYFA	0.190 0.190 0.190
		1 or 2	9001KA1			≈ 24	3 spring return from left to center	Green 9001 SK63J35LGFG Red 9001 SK63J35LRFR Amber 9001 SK63J35LYFA	0.190 0.190 0.190
		Side 2	9001KA1			≈ 24	4 stay put	Green 9001 SK88J35LGFG Red 9001 SK88J35LRFR	0.190 0.190
		Side 1	9001KA1					Amber 9001 SK88J35LYFA	0.190



9001 SK46J35LYFA

Illuminated mushroom head pushbuttons, push-pull, Ø 41 red

Shape of head	Supply	Type of contact	Supply voltage V	Reference	Weight kg
		 "N/C" I. break	 "N/C"	 "C/O"	
2 position stay put pushbuttons					
	Direct supply for BA 9s bulb (2)	1	1	–	≈ 24 9001 SKR9P35RH25 0.226 ≈ 120 9001 SKR9P38RH25 0.226
	Via integral transformer for BA 9s bulb (2)	1	1	–	≈ 230 9001 SKR9P7RH25 0.226
3 position pushbuttons (pull: spring return, center: stay put, push: spring return)					
	Direct supply for BA 9s bulb (2)	1	1	–	≈ 24 9001 SKR8P35RH25 0.226 ≈ 120 9001 SKR8P38RH25 0.226
	Via integral transformer for BA 9s bulb (2)	1	1	–	≈ 230 9001 SKR8P7RH25 0.226

(1) Order and install listed contact block for noted contact sequence.
Other contact sequences are available. Please consult your Regional Sales Office.
(2) Incandescent bulb, included.

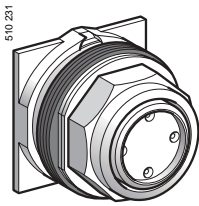
Control and signalling units Ø 30

Harmony® style 9

Pushbuttons, switches and pilot lights

Separate components, accessories and spare parts

1



9001 KR1U

Heads for spring return pushbuttons - unmarked

Shape of head	Type of push	Colour	Reference	Weight kg
For the metal range				
	Flush	Multi-colour (1)	9001 KR1U	0.087
	Projecting	Multi-colour (1)	9001 KR3U	0.090
	Recessed (high guard)	Multi-colour (1)	9001 KR2U	0.087

For the plastic range

	Flush	Multi-colour (1)	9001 SKR1U	0.050
	Projecting	Multi-colour (1)	9001 SKR3U	0.050
	Recessed (high guard)	Multi-colour (1)	9001 SKR2U	0.050

Accessories for heads 9001 KR●U

Description	Application	Colour	Reference	Weight kg
Rubber boots	Pushbuttons	Black	9001 KU1	0.027
		Green	9001 KU5	0.027
		Red	9001 KU2	0.027
		Clear	9001 KU7	0.027
Rod for spring return wobblestick	Pushbuttons	Chromium plated	9001 K8	0.120

Light blocks for pilot lights and illuminated pushbuttons

Supply	Light source	Type	Supply voltage V	Colour	Reference	Weight kg	
Direct supply	BA 9s bulb (included)	Incandescent	≈ 24	–	9001 KM35	0.050	
			≈ 120	–	9001 KM38	0.050	
			≈ 230	–	9001 KM25	0.050	
Via integral transformer	BA 9s 6 V bulb (included)	Incandescent	~ 120	–	9001 KM1	0.130	
			~ 230	–	9001 KM7	0.130	
			≈ 380 - 480	–	9001 KM5	0.130	
Shallow depth	24 V bulb	Incandescent	≈ 24 - 28	–	9001 KM55	0.115	
			LED	≈ 24 - 28	Red	9001 KM55LR	0.115
					Green	9001 KM55LG	0.115
		Yellow		9001 KM55LY	0.115		
	120 V bulb	Incandescent	≈ 110 - 120	–	9001 KM58	0.115	
			LED	≈ 110 - 120	Red	9001 KM58LR	0.115
					Green	9001 KM58LG	0.115
				Yellow	9001 KM58LY	0.115	

Contact blocks with protected terminals (2)

Description		Type of contact			Reference	Weight kg
		"N/O"	"N/C"	"C/O"		
Standard contact blocks	–	–	–	1	9001 KA1	0.027
	–	1	–	–	9001 KA2	0.023
	–	–	1	–	9001 KA3	0.023
Late break contact blocks	–	–	–	1	9001 KA4	0.027
	–	–	1	–	9001 KA5	0.023
Early break contact blocks	–	1	–	–	9001 KA6	0.023
Logic reed contact blocks	Hermetically sealed	1	–	–	9001 KA41	0.045
		–	1	–	9001 KA42	0.045
		–	–	1	9001 KA43	0.045
Power reed contact blocks	Hermetically sealed	1	–	1	9001 KA51	0.045
		–	1	–	9001 KA52	0.045
		–	–	1	9001 KA53	0.045

(1) Head supplied with set of 7 different coloured caps: black, green, red, yellow, blue, white, orange, ready for clipping-in.

(2) For mounting position of contacts related to H●● suffix on pushbutton or switch reference, see page 1/211.

Aluminium legend plates for metal range

Unmarked

Description	Background colour	Reference	Weight kg
Size 1 (40 x 43 mm)	Black	9001 KN200	0.005
	Red	9001 KN200R	0.005
Size 2 (44 x 50 mm)	Black	9001 KN300	0.005
	Red	9001 KN300R	0.005

Marked

Description	Legend plate colour	Marking	Reference	Weight kg
English text (40 x 43 mm)	Black or red background	START	9001 KN201	0.005
		STOP (red background)	9001 KN202	0.005
		ON	9001 KN203	0.005
		OFF (red background)	9001 KN204	0.005
		EMERGENCY STOP (red background)	9001 KN205	0.005
		FORWARD	9001 KN206	0.005
		REVERSE	9001 KN207	0.005
		CLOSE	9001 KN208	0.005
		OPEN	9001 KN209	0.005
		DOWN	9001 KN210	0.005
		UP	9001 KN211	0.005
		SLOW	9001 KN213	0.005
		HIGH	9001 KN214	0.005
		LOW	9001 KN215	0.005
		RESET	9001 KN233	0.005
English text (44 x 50 mm)	Black	OFF-ON	9001 KN245	0.005
		OPEN-CLOSE	9001 KN246	0.005
		HAND-OFF-AUTO	9001 KN260	0.005
		PULL TO START/PUSH TO STOP	9001 KN279	0.005
		PULL TO START/PUSH TO STOP	9001 KN379	0.005
		PULL TO START/PUSH TO STOP	9001 KN379	0.005
French text (40 x 43 mm)	Black or red background	MARCHE	9001 KN201F	0.005
		ARRET (red background)	9001 KN202F	0.005
		AVANT	9001 KN206F	0.005
		ARRIERE	9001 KN207F	0.005
		FERME	9001 KN208F	0.005
		OUIVERT	9001 KN209F	0.005
		BAS	9001 KN210F	0.005
		HAUT	9001 KN211F	0.005
		VITE	9001 KN214F	0.005
		LENT	9001 KN215F	0.005
		REARMEMENT	9001 KN223F	0.005



Plastic legend plates for plastic range

Unmarked

Description	Background colour	Reference	Weight kg
Size 1 (57 x 57 mm)	White	9001 KN100WP	0.005
	Black	9001 KN100BP	0.005

Marked

Description	Legend plate colour	Marking	Reference	Weight kg
English text (57 x 57 mm)	White	START	9001 KN101WP	0.005
		STOP	9001 KN102WP	0.005
		ON	9001 KN103WP	0.005
		OFF	9001 KN104WP	0.005
		EMERGENCY STOP	9001 KN105WP	0.005
		FORWARD	9001 KN106WP	0.005
		REVERSE	9001 KN107WP	0.005
		CLOSE	9001 KN108WP	0.005

Plastic legend plates for plastic range (continued)

Marked


Description	Legend plate colour	Marking	Reference	Weight kg		
English text (57 x 57 mm)	White background	OPEN	9001 KN109WP	0.005		
		DOWN	9001 KN110WP	0.005		
		UP	9001 KN111WP	0.005		
		SLOW	9001 KN113WP	0.005		
		HIGH	9001 KN114WP	0.005		
		LOW	9001 KN115WP	0.005		
		RESET	9001 KN133WP	0.005		
		OPEN-CLOSE	9001 KN146WP	0.005		
		OFF-ON	9001 KN145WP	0.005		
		HAND-OFF-AUTO	9001 KN160WP	0.005		
		PULL TO START/PUSH TO STOP	9001 KN179WP	0.005		
		French text (57 x 57 mm)	White background	MARCHE	9001 KN101WPF	0.005
				ARRET (red background)	9001 KN102WPF	0.005
AVANT	9001 KN106WPF			0.005		
ARRIERE	9001 KN107WPF			0.005		
FERME	9001 KN108WPF			0.005		
OUVERT	9001 KN109WPF			0.005		
BAS	9001 KN110WPF			0.005		
HAUT	9001 KN111WPF			0.005		
VITE	9001 KN114WPF			0.005		
LENT	9001 KN115WPF			0.005		
TIRER POUR MARCHÉ / POUSSER POUR ARRÊT	9001 KN179WPF			0.005		

Ø 90 emergency stop legend plate (plastic)


Description	Legend plate colour	Marking	Reference	Weight kg
English text	Yellow	EMERGENCY STOP	9001 KN8330	0.005

Caps and knobs

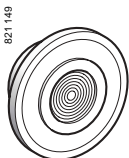
Description	Application	Color	Reference	Weight kg		
Ø 41 mushroom knob with set screw	For non-illuminated pushbutton	Red	9001 R94	0.005		
Ø 57 mushroom knob with set screw	For non-illuminated pushbutton	Red	9001 K93R	0.005		
Ø 41 mushroom knob	For illuminated pushbutton	Red	9001 R22	0.005		
Ø 57 mushroom knob	For illuminated pushbutton	Red	9001 R21	0.005		
Ø 41 lens caps	Mushroom head illuminated pushbutton	Yellow	9001 Y22	0.005		
		Green	9001 G22	0.005		
Standard lens	For pilot light	Red	9001 R9	0.005		
		Green	9001 G9	0.005		
		Blue	9001 L9	0.005		
		Yellow	9001 Y9	0.005		
		White	9001 W9	0.005		
		Clear	9001 C9	0.005		
Lens caps "Fresnel lens"	For pilot light	Red	9001 R31	0.005		
		Green	9001 G31	0.005		
		Blue	9001 L31	0.005		
		Yellow	9001 Y31	0.005		
		White	9001 W31	0.005		
		Clear	9001 C31	0.005		
Standard knob	For selector switch	Black	9001 B11	0.005		
		Red	9001 R8	0.005		
		Green	9001 G8	0.005		
		Blue	9001 L8	0.005		
		Yellow	9001 Y8	0.005		
		White	9001 W8	0.005		
		Long knob	For selector switch	Black	9001 B25	0.005
				Red	9001 R24	0.005
Green	9001 G24			0.005		
Blue	9001 L24			0.005		
		Yellow	9001 Y24	0.005		
		White	9001 W24	0.005		



9001 KN179WP



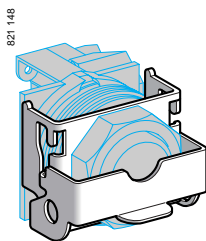
9001 KN8330



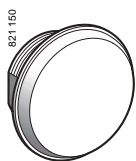
9001 G22



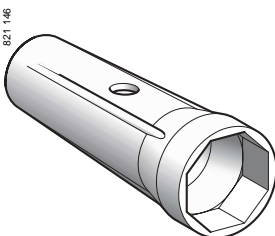
9001 ●31



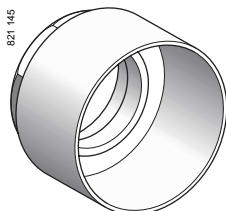
9001 K6



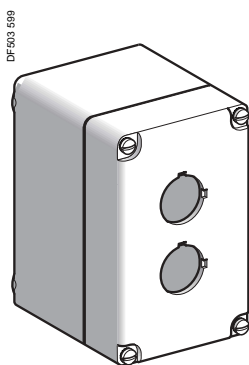
9001 K52



9001 K95



9001 K48



9001 KY2

Other accessories

Description	Application	Diameter mm	Colour	Sold in lots of	Unit reference	Weight kg
Super bright LED bulbs	24 or 120 V	-	Red	-	6508805210	0.010
			Green	-	6508805212	0.010
			Amber	-	6508805211	0.010
			Blue	-	6508805213	0.010
			White	-	6508805214	0.010
Bulbs \approx 14 V	Pilot light with BA 9s base mounted LED	-	Red	1	6508805204	0.010
			Yellow	1	6508805205	0.010
			Green	1	6508805206	0.010
Incandescent bulbs	6 V - 1.2 W	-	-	10	DL1 CB006	0.002
	24 V - 2 W	-	-	10	DL1 CE024	0.002
	120...130 V 2.4 W	-	-	10	DL1 CE130	0.002
Neon bulbs	120...130 V	-	-	10	DL1 CF110	0.002
	230...240 V	-	-	10	DL1 CF220	0.002
Closing plates	-	-	Grey	-	9001 K51	0.020
	-	-	Metal	1	9001 K52	0.028
Screwdriver (1)	-	-	-	-	9001 K69	0.150
Tightening wrench	Fixing nut	-	-	1	9001 K95	0.064
	Boot	-	-	1	9001 K1	0.150
Guards:	Mushroom head pushbutton	Ø 35	-	1	9001 K48	0.028
		Ø 41	-	1	9001 K56YM	0.036
		Ø 60	-	1	9001 K685	0.030
Set of 7 different coloured caps	Pushbutton	-	Black, green, red, yellow, blue, white, orange	1	9001 T8U	0.005
Bulb extractor	-	-	-	1	XBF X13	0.005
Padlock attachment	For selector switch	-	-	-	9001 K7	0.150
	For pushbutton	-	-	-	9001 K6	0.150
	For Emergency stop	-	-	-	9001 K62	0.150
Alternate action module	Push on - Push off module (2)	-	-	-	9001 K85	0.025

Enclosures

Type	N° of 30 mm holes	NEMA ratings	Reference	Weight kg
Aluminium	1	1, 3, 4, 6, 12, 13	9001 KY1	1.170
	2	1, 3, 4, 6, 12, 13	9001 KY2	1.279
	3	1, 3, 4, 6, 12, 13	9001 KY3	1.597
	4	1, 3, 4, 6, 12, 13	9001 KY4	1.846
Stainless steel	1	1, 3, 4, 4X, 13	9001 KYSS1	1.061
	2	1, 3, 4, 4X, 13	9001 KYSS2	1.370
	3	1, 3, 4, 4X, 13	9001 KYSS3	1.715

(1) Screwdriver with special tip for mounting contact blocks.

(2) N/O circuits require KA4 or KA6 contact blocks.

1

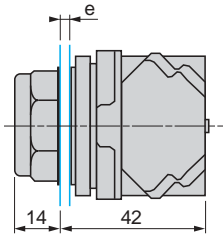
Dimensions

Pushbuttons

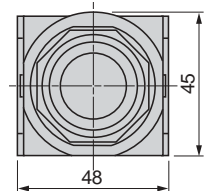
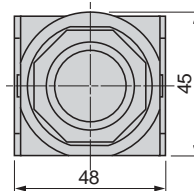
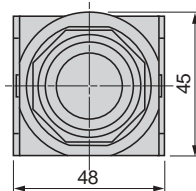
Flush push 9001 KR1●●●, 9001 SKR1●●●

Projecting push 9001 KR3●●●, 9001 SKR3●●●

Projecting push with high guard 9001 KR2●●●, 9001 SKR2●●●



e: panel thickness 1 to 6 mm

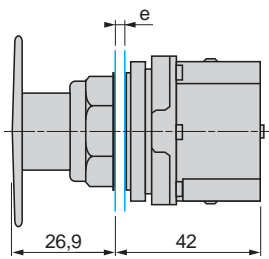


Mushroom head pushbuttons

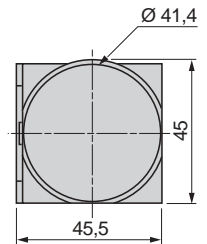
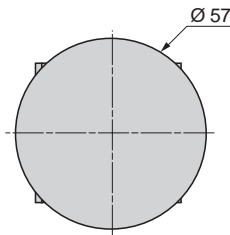
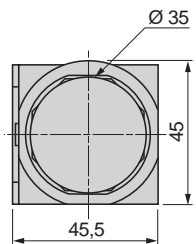
Spring return 9001 KR24●H13, 9001 SKR24●H13

9001 KR25●H13, 9001 SKR25●H13, 9001 KR5R05H6, 9001 SKR5R05H6

Push-pull 9001 KR9R●●●, 9001 SKR9R●●●



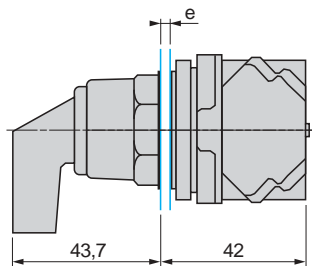
e: panel thickness 1 to 6 mm



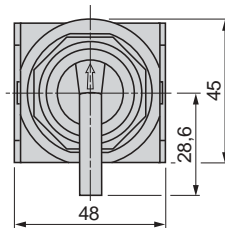
1.7

Selector switches

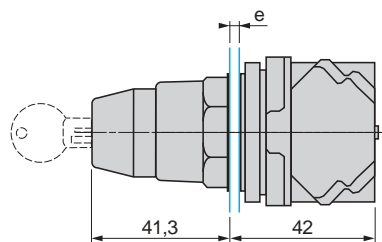
Long handle 9001 KS●●FBH●● and 9001 SKS●●FBH●●



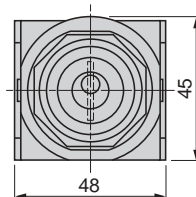
e: panel thickness 1 to 6 mm



Key switches 9001 KS●●K●●● (for the chromium metal bezel range only)

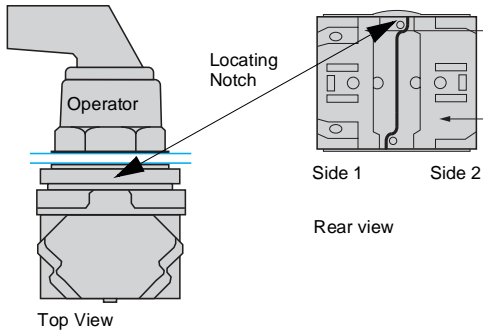


e: panel thickness 1 to 6 mm



Contact mounting

Mounting position of contacts related to suffix of pushbutton or switch reference



Suffix	H1	H2	H5	H6	H7	H8	H9	H13	H25	H28	H36
Side 1	KA1	KA1	KA2	KA3	KA2	KA3	KA4	-	KA5	KA1	-
Side 2	-	KA1	-	-	KA2	KA3	KA1	KA1	KA3	KA3	KA2

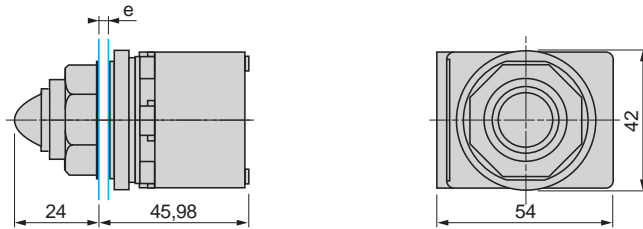
References with H●● suffix will have contacts mounted as shown.

1

Dimensions (continued)

Pilot lights

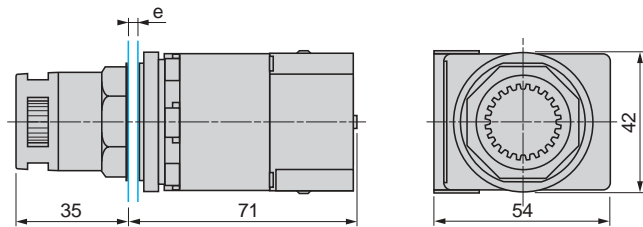
With BA 9s bulb 9001 KP●●● and 9001 SKP●●●



e: panel thickness 1 to 6 mm

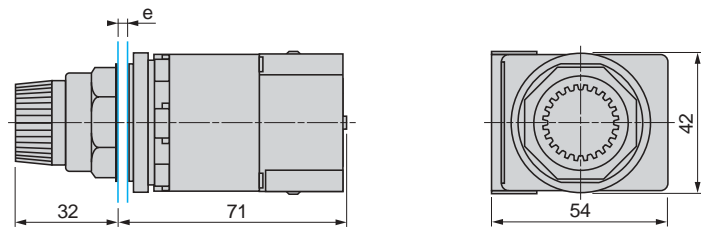
Illuminated pushbuttons, spring return

Flush push 9001 K3L●●●●H13



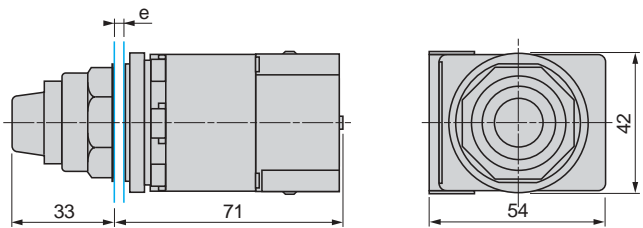
e: panel thickness 1 to 6 mm

Projecting push 9001 K2L●●●●H13 and 9001 SK2L●●●●H13



e: panel thickness 1 to 6 mm

"Push to test", projecting push 9001 KT●●●●31 and 9001 SKT●●●●31



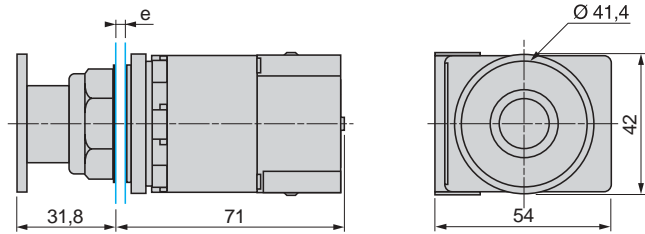
e: panel thickness 1 to 6 mm

1.7

Dimensions (continued)

Illuminated mushroom head pushbuttons

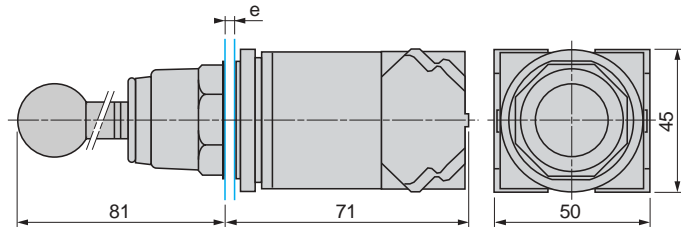
9001 KR●P●●● and 9001 SKR●P●●●



e: panel thickness 1 to 6 mm

Joystick controllers (for the chromium metal bezel range only)

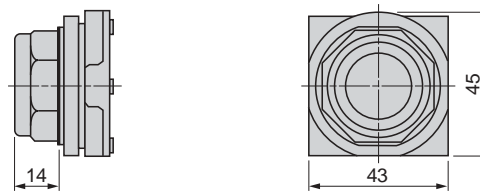
9001 K●●H●



e: panel thickness 1 to 6 mm

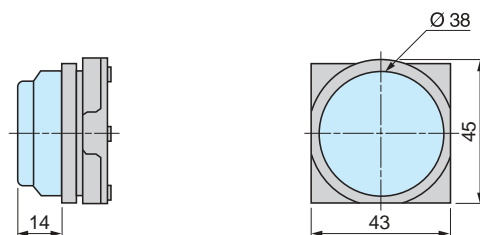
Heads for spring return pushbuttons

9001 KR●U and 9001 SKR●U



Boots for pushbuttons

9001 KU●

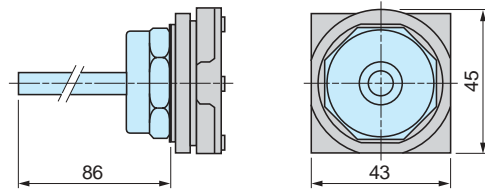


1

Dimensions (continued)

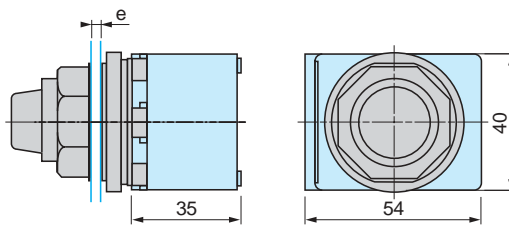
Rod for wobblestick

9001 K8



Light blocks for pilot lights and illuminated pushbuttons

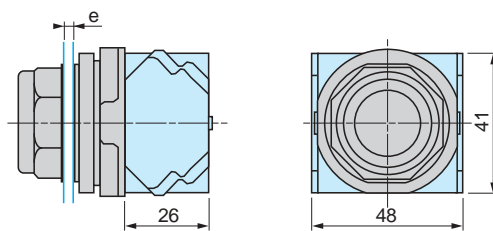
9001 KM●



e: panel thickness 1 to 6 mm

Contact blocks for pushbuttons (including illuminated)

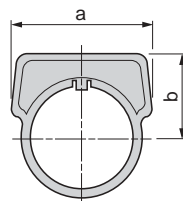
9001 KA●



e: panel thickness 1 to 6 mm

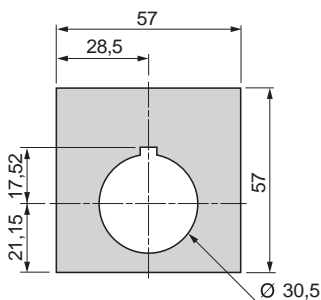
Legend plates

Aluminium plates 9001 KN●●●



	a	b
9001 KN2●●	41,3	24,6
9001 KN3●●	44,5	31,4

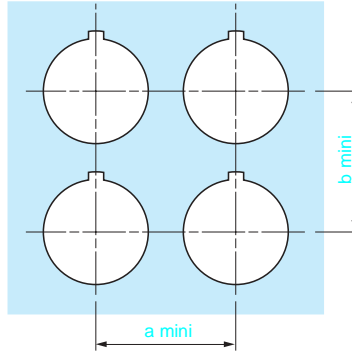
Plastic plates 9001 KN1●●●



1.7

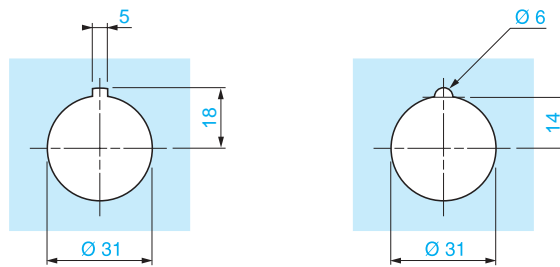
Dimensions (continued)

Panel cut-out



Individual cut-outs detail

2 alternatives



Type of 9001 K unit	Legend plate	a	b
All units except Ø 57 mushroom head pushbuttons	9001 KN2●●	57,2	44,5
	9001 KN3●●	57,2	50,8
Ø 57 mushroom head pushbuttons	9001 KN2●●	57,2	57,2
	9001 KN3●●	57,2	57,2