

# Operator Heads: $\varnothing$ 22MM

## ► EMERGENCY STOP MAINTAINED - NON-ILLUMINATED

 Technical Info (p. 103)

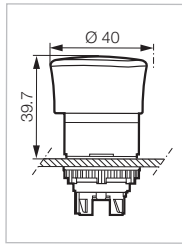
$\varnothing$  40 EN 418 / ISO 13850

Push-turn to reset

Black Bezel  
Part Number



L22ER01



Head position visible from the side with yellow collar  
Compliant with the requirements of emergency stop:  
EN 418 / ISO 13850

● Red

L22ER01

**WITH TEXT**

● Red (EMO)

L22ER01F

**WITH SYMBOL**

 Red

L22ER016911



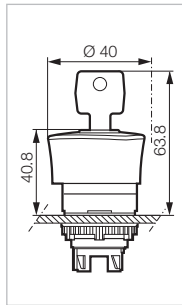
L22ER016911

$\varnothing$  40 EN 418 / ISO 13850

Key to reset



L22GR01



Supplied with 2 keys profile n° 455  
Head position visible from the side with yellow collar  
Compliant with the requirements of emergency stop:  
EN 418 / ISO 13850

● Red

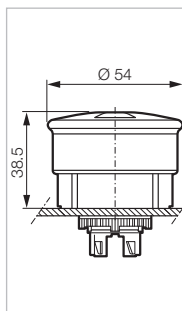
L22GR01

$\varnothing$  54 EN 418 / ISO 13850

Push-pull to reset with flag indicator



L22DU01



Head position visible from the side with yellow collar  
Compliant with the requirements of emergency stop:  
EN 418 / ISO 13850

● Red - (O- I)

L22DU01A

● Red - (STOP - I)

L22DU01