

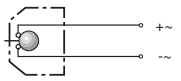
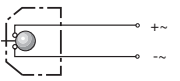
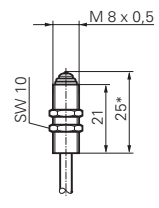
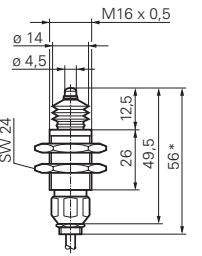



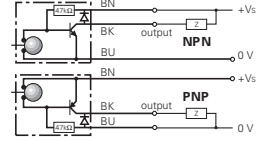
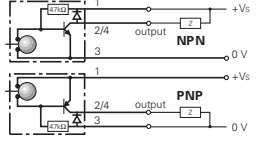
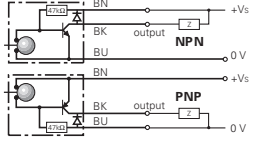
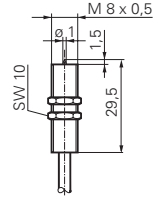
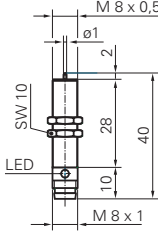
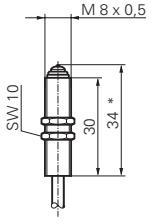


My-Com precision switches

		My-Com H	My-Com D
			
		My-Com H75/80	My-Com D250/80
activating force	30 gram force (cN) 50 gram force (cN) 75 gram force (cN) 250 gram force (cN)		
electrical data	max. AC voltage max. switch. current AC max. DC voltage max. switch. current DC	24 VAC 50 mA 15 VDC 2 mA	24 VAC 50 mA 15 VDC 2 mA
activating force	NPN 75 gram force (cN) PNP 75 gram force (cN)		
electrical data	max. supply voltage max. load current at 24 VDC min. load resistance output		
actuator tip		ruby	hardened steel
housing		brass nickel plated	browned brass
special features		protection class IP 67	protection class IP 67
connection diagram/output function		 normally closed (NC) / break function	 normally closed (NC) / break function
options		for connector base version, remove .../80 and add .../S35 * length with connector base S35 approximately 44 mm	for connector base version, remove .../80 and add .../S35 * length with connector base S35 approximately 74 mm
		overrun 0,6 mm approx.	pre-run / overrun 1 mm approx.
			

My-Com precision switches

My-Com G	My-Com G	My-Com L
		
My-Com G75N80/L My-Com G75P80/L	My-Com G75N/S35L My-Com G75P/S35L	My-Com L75N80/L My-Com L75P80/L
5 - 36 VDC 50 mA 480 Ω normally open (NO)	5 - 36 VDC 50 mA 480 Ω normally open (NO)	5 - 36 VDC 50 mA 480 Ω normally open (NO)
zirconium oxide ZrO ₂ brass nickel plated	zirconium oxide ZrO ₂ brass nickel plated	ruby brass nickel plated
transistor output NPN / PNP protection class IP 50	transistor output NPN / PNP protection class IP 50	transistor output NPN / PNP protection class IP 67
		
		for connector base version, remove .../80 and add .../S35L * length with connector approx. 44 mm
overrun 1,5 mm approx.	overrun 1,5 mm approx.	overrun 0,6 mm approx.
		

Technical specifications

Technical characteristics

Mechanical data

Repeatability	± 0,001 mm (1 micron)
Reset (Hysteresis)	≤ 0,002 mm
Mechanical lifetime	10'000'000 switchings
Switching frequency	0 - 10 Hz
Max. activating velocity	< 30 mm/s
Temperature range	-20 °C to + 75 °C (-5 °F to + 165 °F)
Standard cable length	80 cm
Standard conductor cross section	0,14 mm ²
Standard cable material	PVC
Protection class (standard)	IP 50

Transistor output

The My-Com types L, G and M are available with a transistorized output. When supplied with this configuration the output circuit is supplied normally open (NO). A protective diode is incorporated into the circuit to protect against transients.

LED indicator

The My-Com types with transistor output are available with LED output indicators.

Increased environmental protection (IP 67)

For applications in harsh environments (dust, oil, cooling fluid) we recommend the waterproof My-Com D, H or M. The My-Com type L, with transistor output, is also available with the same protection (IP 67). The sealing membrane for all of these is made of Viton.

Maximum installation torque

If the published installation torque specifications prove to be insufficient for your application, we recommend using a nut locking liquid to secure the My-Com. The published specifications for maximum torque must not be exceeded!

Wire color code

BN = Brown
BK = Black
BU = Blue

Max. torque figures

My-Com D	20 Nm
My-Com E	5,5 Nm
All others	3,5 Nm

Part number key

Example

My-Com F 50 / 80

My-Com L 75 N 80 /L

