

Stanley 6J 6 Strip Whites

ILS-SK06-xxxx-SD111.

Product Overview

At the heart of each Strip are 6 Stanley Electric 6J Series LED giving outstanding luminance and offering specialist colours. Stanley has also introduced a series of unique colours targeting specific markets including retail and hospitality. Strips are compact, powerful LED light sources built on aluminium substrates for optimal thermal management. Simple Plug & Play feature utilising industry standard connectors.

Applications

- Applications
- General Lighting
- Decorative Lighting
- Task Lighting
- Shelf Lighting
- Retail and Entertainment Lighting


Technical Features

- 6 Strips contain Stanley Electric 6J series LEDs
- Up to 60,000 Hour lifetime to 70% of original brightness
- Mounting holes (3mm diameter) allows easy installation with screws
- Size of printed circuit board (L x W x H) : 300mm x 20mm x 1.6mm
- Brightness adjustable by external dimming gear
- Single input voltage. Each board has own regulation built-in
- Operation with 24VDC Power Supply
- Up to 5 Stanley 6J 6 Strips can be linked together to form longer chains
- Matching Power Supply available - check options in Power Supply section

*This datasheet should be read in conjunction with the relevant Stanley Electric 6J series LED data

Important Information and Precautions

- The 6 Strips LEDs, when powered up are very bright. Thus it is advised that you do not look directly at it. Turn the 6 Strips away from you and do not shine into the eyes of others.
- Do not operate 6 Strips's with a Power Supply with unlimited current. Connection to constant voltage Power Supplies that are not current limited may cause the 6 Strips to consume current above the specified maximum and cause failure or irreparable damage.
- 6 Strips's, when operated, can reach high temperatures thus there is risk of injury if they are touched.
- DO NOT HOT PLUG ON LED SIDE OF POWER SUPPLY.
- DO NOT TOUCH or PUSH on the LED as this can cause irreparable damage.



Product Options

ILS PART NUMBER	Colour	Colour Temp* (Degrees Kelvin)	Typical Wattage § at 350mA	Forward Voltage	Flux † at 350mA	Radiance Angle	Colour Rendering Index	Relevant Stanley LED Data
ILS-SK06-HW95-SD111.	Hot White	2700K	8.4 watts	24 volts	600lm	120° (±60°)	95CRI	GTEW165 6JTE-27Z
ILS-SK06-WM95-SD111.	Warm White	3000K	8.4 watts	24 volts	660lm	120° (±60°)	95CRI	GTEW165 6JTE-30Z
ILS-SK06-NW85-SD111.	Neutral White	4000K	8.4 watts	24 volts	840lm	120° (±60°)	85CRI	GTEW165 6JTE-40Y
ILS-SK06-WW95-SD111.	White	5000K	8.4 watts	24 volts	720lms	120° (±60°)	70CRI	GTEW165 6JTE-50Z
ILS-SK06-CW95-SD111.	Cool White	6500K	8.4 watts	24 volts	780lms	120° (±60°)	95CR	GTEW165 6JTE-65Z

* Due to the special conditions of the manufacturing processes of LEDs, the typical data of technical parameters can only reflect statistical figures and do not necessarily correspond to the actual parameters of each single product which could differ from the typical data.

§ Tolerance +/- 10%

† Measured with 20mS 350mA pulse at 25 °C

Minimum and Maximum Ratings

ILS PART NUMBER	Operating Temperature at Tc-Point [°C]*	Storage Temperature [°C]*	Forward Current per chip [mA]*	Reverse Voltage [Vdc]*
ILS-SK06-HW95-SD111.	70 °C max	- 10 to 100 °C	800mA max	Not designed for reverse voltage
ILS-SK06-WM95-SD111.	70 °C max	- 10 to 100 °C	800mA max	Not designed for reverse voltage
ILS-SK06-NW85-SD111.	70 °C max	- 10 to 100 °C	800mA max	Not designed for reverse voltage
ILS-SK06-WW95-SD111.	70 °C max	- 10 to 100 °C	800mA max	Not designed for reverse voltage
ILS-SK06-CW95-SD111.	70 °C max	- 10 to 100 °C	800mA max	Not designed for reverse voltage

* Exceeding maximum ratings for operating and storage temperature will reduce expected life time or destroy the LED module. Exceeding maximum ratings for operating voltage will cause hazardous overload and is likely to destroy the LED module. The temperature of the LED module must be measured at the Tc-Point according to EN60598-1 in a thermally constant status with a temperature sensor or a temperature sensitive label.

Stanley 6J 6 Strip Lens and Reflector Options

LEDiL precision-engineered Lenses and Reflectors allow for rapid deployment of all types of light fixtures, including street lights, wall-wash, high-bay, sconces, emergency beacons, parking garage/low-bay, MR and AR downlights, and dock lights. Precision-engineered for maximum efficiency and durability, LEDiL Lenses and Reflectors are released alongside the latest product releases from our LED suppliers. You select the best LED for the application; choose LEDiL and you're selecting the best optical solution as well.



Lenses

LEDiL Part Number	Stanley 6J	Mounting Type
FA10339_NIS83-MX-M	32	Glue/Tape
FA10903_NIS83-MX-WW	57	Glue/Tape
FA10903_NIS83-MX-WW	122	Glue/Tape
CA12332_STRADA-T-DN	Asymmetric	Glue/Tape
CA12333_STRADA-T-DW	Asymmetric	Glue/Tape

Stanley 6J 6 Strip Heat Sink Options

ILS has recently introduced a series of Aluminium Alloy Heat Sinks to be used with our standard range of PowerStars and PowerClusters. These Heat Sinks are supplied with fixing screws for the light engine and for fixing to a base plate. They also come with Thermal Interface Material (TIM) attached to the top surface. Available in Black, Red, Silver and Blue colour variants. More versions will be introduced over the coming months and we are also happy to manufacture custom Heat Sinks to your request.

	Operates under the recommended ILS junction temperature
	Operates under the recommended LED maximum junction temperature
	Not suitable for use
N/A	Heat Sink not designed for use with this product




ILS Product		No Heat Sink, in free air	ILA-HSINK-350X40MM-BLK
Stanley 6J 1 6 Strips	350mA		
	700mA		
	1000mA		



Stanley 6J 6 Strips Power Supply Options

ILS has a comprehensive range of standard Power Supplies. The table below shows the total number of ILS products each Power Supply can drive.

Additional Power Supplies are being introduced so please call us or check our website for the latest offering.

ILS Driver Part No.	Rating	Current	Stanley 6J 6 Strips	
IZV024-018F-0067A-SA	18	24	1-2	
IZV024-045F-9066C-SA	45	24	3-5	
IZV024-060F-9067C-QA	60	24	6-9	

Thermal Interface Material Options

ILS have produced a range of High-performance, cost effective Thermal Interface Materials to match perfectly their standard products.

Our product fills the air pockets between the two surfaces, forming a continuous layer to conduct heat away from the LED to the Heat Sink.

ILS offer our TIM in three options – double sided adhesive, single sided adhesive and non adhesive.

Product	Non Adhesive	Single Sided Adhesive	Double Sided Adhesive
Strip	ILA-TIM-STRIP-300x20-0A	ILA-TIM-STRIP-300x20-1A	ILA-TIM-STRIP-300x20-2A

Other sizes are available, including customised parts

Assembly Information

- The mounting of the Stanley 6J 6 Strips has to be on a metal Heat Sink.
- In order to optimise the thermal management, the metal surface needs to be clean (dirt and oil free) and planar for the best contact with the LED module. A thermal grease or heat transfer material is highly recommended.

Safety Information

- The LED module itself and all its components must not be mechanically stressed.
- Assembly must not damage or destroy conducting paths on the circuit board.
- The mounting of the module is carried out by attaching it at the mounting holes. Metal mounting screws must be insulated with synthetic washers to prevent circuit board damage and possible short circuiting.
- To avoid mechanical damage to the connecting cables, the boards should be attached securely to the intended substrate. Heavy vibration should be avoided.
- Observe correct polarity!
- Depending on the product, incorrect polarity will lead to emission of red or no light. The module can be destroyed!
- Pay attention to standard ESD precautions when installing the Stanley 6J 6 Strips.
- The Stanley 6J 6 Strips, as manufactured, have no conformal coating and therefore offer no inherent protection against corrosion.
- Damage by corrosion will not be accepted as a materials defect claim. It is the user's responsibility to provide suitable protection against corrosive agents such as moisture and condensation and other harmful elements.
- For outdoor usage, a housing is definitely required to protect the board against environmental influences. The design of the housing must correspond to the IP standards in the application. It is also the responsibility of the user to ensure any housings or modifications keep the Tc junction temperature to within stated ranges.
- To also ease the luminaire/installation approval, electronic control gear for LED or LED modules should carry the CE mark and be ENEC certified. In Europe the declarations of conformity must include the following standards: CE: EC 61374-2-13, EN 55015, IEC 61547 and IEC 61000-3-2 - ENEC: 61374-2-13 and IEC/EN 62384.
- The evaluation of eye safety occurs according to the standard IEC 62471:2006 ("photobiological safety of lamps and lamp systems"). Within the risk grouping system of this CIE standard, the LED specified in this data sheet falls into the class "moderate risk" (exposure time 0.25s). Under real circumstances (for exposure time, eye pupils, observation distance), it is assumed that no endangerment to the eye exists from these devices. As a matter of principle, however, it should be mentioned that intense light sources have a high secondary exposure potential due to their blinding effect. As is also true when viewing other bright light sources (e.g. headlights), temporary reduction in visual acuity and afterimages can occur, leading to irritation, annoyance, visual impairment and even accidents, depending on the situation.

For further information please contact ILS

The values contained in this data sheet can change due to technical innovations. Any such changes will be made without separate notification.