



preci-dip

WWW.PRECIDIP.COM TEL +41 32 421 04 00 SALES@PRECIDIP.COM

SOCKET CONNECTORS 1.27 mm


SINGLE ROW / DOUBLE ROW / TRIPLE ROW / SURFACE MOUNT

Ultraminiature PCB socket connectors, SMD mount.

TECHNICAL SPECIFICATIONS (FOR GENERAL SPECS, SEE PAGE 43)

| | |
|---------------------------------|---|
| INSULATOR | Black glass filled polyester PCT-GF30-FR |
| FLAMMABILITY | UL 94V-0 |
| SLEEVE | Brass CuZn36Pb3 (C36000) |
| CONTACT CLIP (3 FINGER) | Beryllium copper (C17200) |
| MATING PIN Ø | 0.35 to 0.50 mm |
| FORCES | 0.5 N typ. insertion 0.2 N typ. withdrawal (polished steel gauge Ø 0.41 mm) |
| MECHANICAL LIFE | Min. 500 cycles |
| RATED CURRENT | 1 A |
| CONTACT RESISTANCE | Max. 20 mΩ |
| DIELECTRIC STRENGTH | Min. 500 V _{RMS} |
| COPLANARITY SMD TERMINATIONS | Max. 0.1 mm (measured on 25 mm long connectors) |

For corresponding pin connectors, see pages 51-54.



Other plating on request (see page 178 for plating specs).

NNN number of poles. Replace **NNN** with the requested number of poles, e.g. 851-83-**NNN**-30-001101 for a single row version with 8 pins becomes 851-83-**008**-30-001101.

ORDERING INFORMATION ROHS COMPLIANT PARTS

| PP PLATING CODE | SLEEVE | CLIP |
|-----------------|--------|--------------|
| 87 | Tin | Flash gold |
| 83 | Tin | 0.75 µm gold |

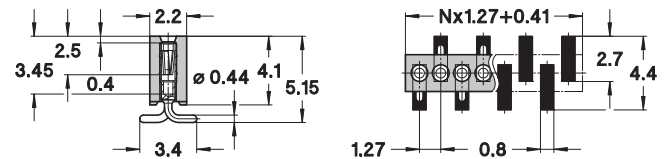
851-PP-NNN-30-001101

SMD socket connector, single row, perpendicular mount

AVAILABILITY FROM 3 to 50 contacts
(standard number of contacts: 25 and 50)
For connectors having more than 19 contacts, the coplanarity issue is to be addressed specifically



T & R Packaging



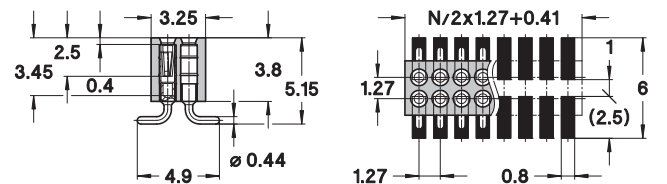
853-PP-NNN-30-001101

SMD socket connector, double row, perpendicular mount

AVAILABILITY FROM 4 to 100 contacts
(standard number of contacts: 50 and 100)
For connectors having more than 19 contacts per row, the coplanarity issue is to be addressed specifically



T & R Packaging



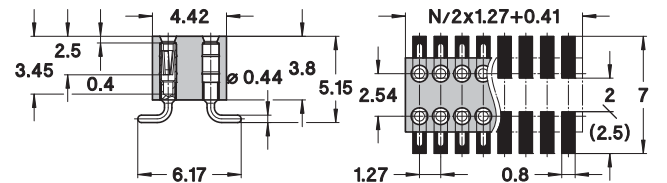
853-PP-NNN-30-002101

SMD socket connector, double row with 2.54 mm row to row distance, perpendicular mount

AVAILABILITY FROM 4 to 100 contacts
(standard number of contacts: 100)
For connectors having more than 19 contacts per row, the coplanarity issue is to be addressed specifically



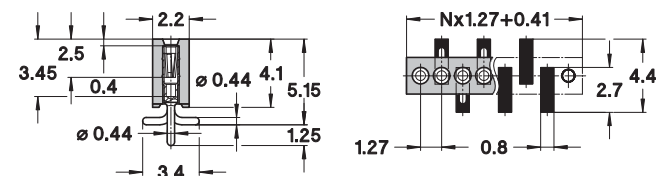
T & R Packaging



851-PP-NNN-30-136101

SMD socket connector, single row, perpendicular mount with 2 positioning pins

AVAILABILITY FROM 5 to 50 contacts
(standard number of contacts: 25 and 50)
For connectors having more than 19 contacts, the coplanarity issue is to be addressed specifically





preci-dip

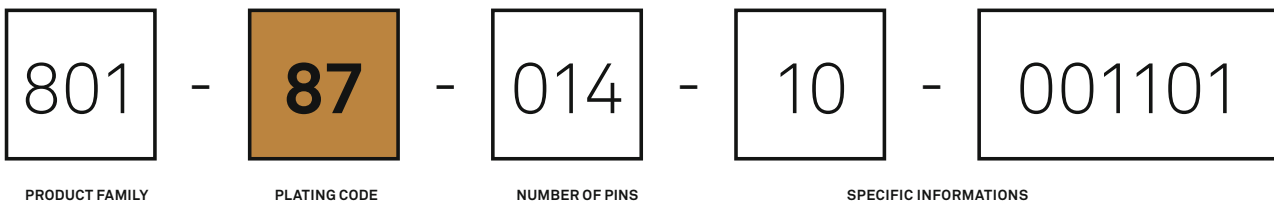
WWW.PRECIDIP.COM TEL +41 32 421 04 00 SALES@PRECIDIP.COM

GENERAL INFORMATION

PART NUMBERS AND PRODUCT IDENTIFICATION

PRECI-DIP products are all identified with a unique part number. These numbers are built with up to 5 groups of digits separated by dashes. Each of these groups has its own signification, making it possible to identify the major characteristics of the product from the part number.

Please find below a brief explanation of PRECI-DIP identification codes for connectors and sockets:



PRODUCT FAMILY

- 81 x, 8Px Spring-loaded connectors
- 1 xx, 2xx DIL sockets
- 3xx, 4xx, 8xx PCB connectors
- 5xx BGA, PGA and PLCC sockets
- 6xx, 7xx Carriers
- 9xx Circular connectors, TO sockets

PLATING CODE

The standard plating codes are listed and specified in the catalog section Contacts under General technical specifications at page 178.

Tin-plated PRECI-DIP products had to be changed to become RoHS compliant and have received a new part number to allow clear identification. Tin-lead plating was replaced by pure tin plating and the old plating code 9x was replaced by 8x.

NUMBER OF PINS

These figures indicate always the total number of contacts of the product.

SPECIFIC INFORMATIONS

The last two groups of digits can have different significations depending on the product family:

- Type of terminations (PCB connectors):

| | |
|-----------|------------------------|
| 10 | Straight solder pin |
| 20 | Right angle solder pin |
| 30 and 40 | SMD |
| 5x | Wire-wrap |
| 6x | Solderless press fit |
- Type of clip (DIL sockets):

| | | | |
|----|----------|----|----------|
| 00 | no clip | 4x | 4 finger |
| 31 | 3 finger | 6x | 6 finger |
- Packaging versions:

| | |
|--------|-----------------------------|
| 003101 | for box or tube packaging |
| 003191 | for Tape and Reel packaging |

EXAMPLES

114-87-628-41-134191: DIL socket, 28 pins, 4 finger clip, tape and reel packaging

803-87-014-10-003101: PCB connectors, 14 pins, with straight solder pins, box packaging

ROHS-COMPLIANT PLATING

All products displayed in this catalog are compliant with the European Directive 2002/95/EC on the restriction of the use of certain hazardous substances in electrical and electronic equipment (RoHS).

Please note that standard PRECI-DIP RoHS-compliant parts are additionally identified with a green dot on the packaging.