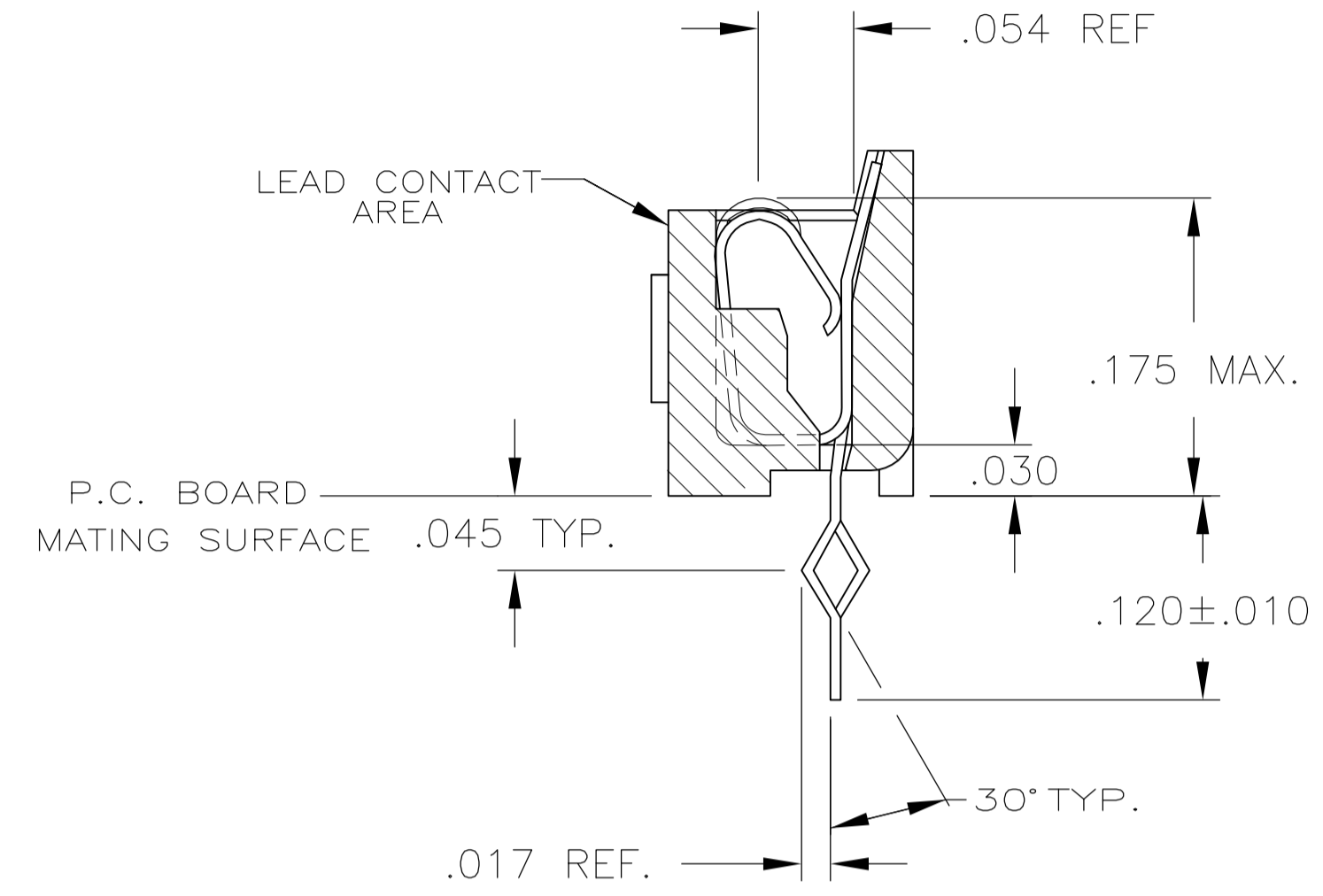
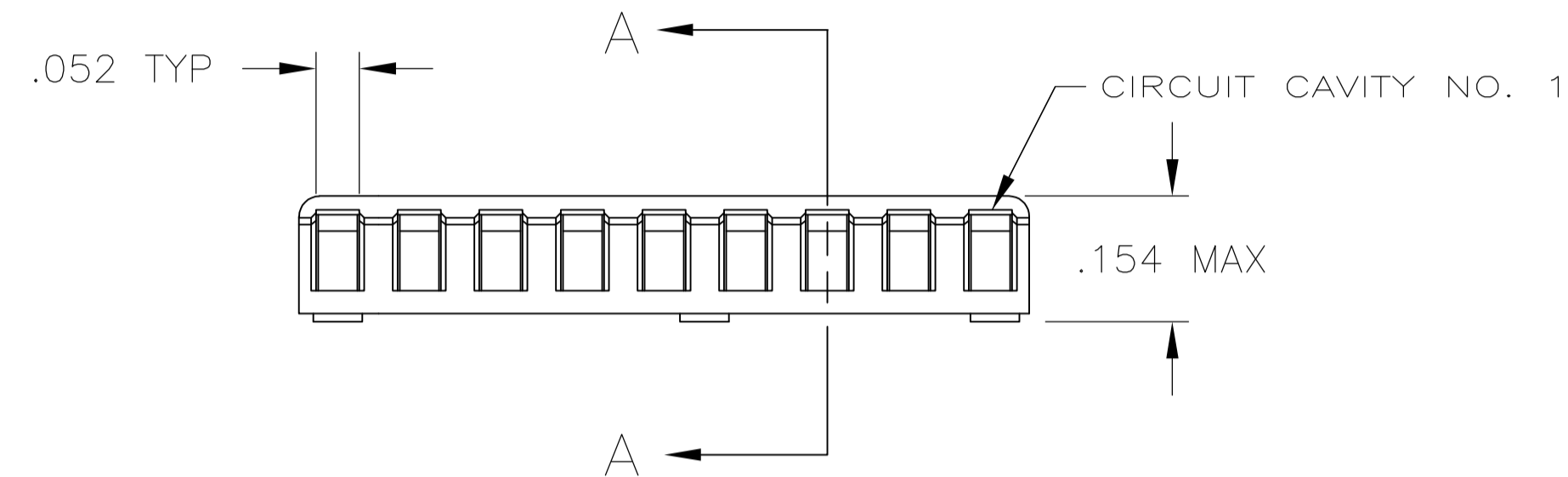
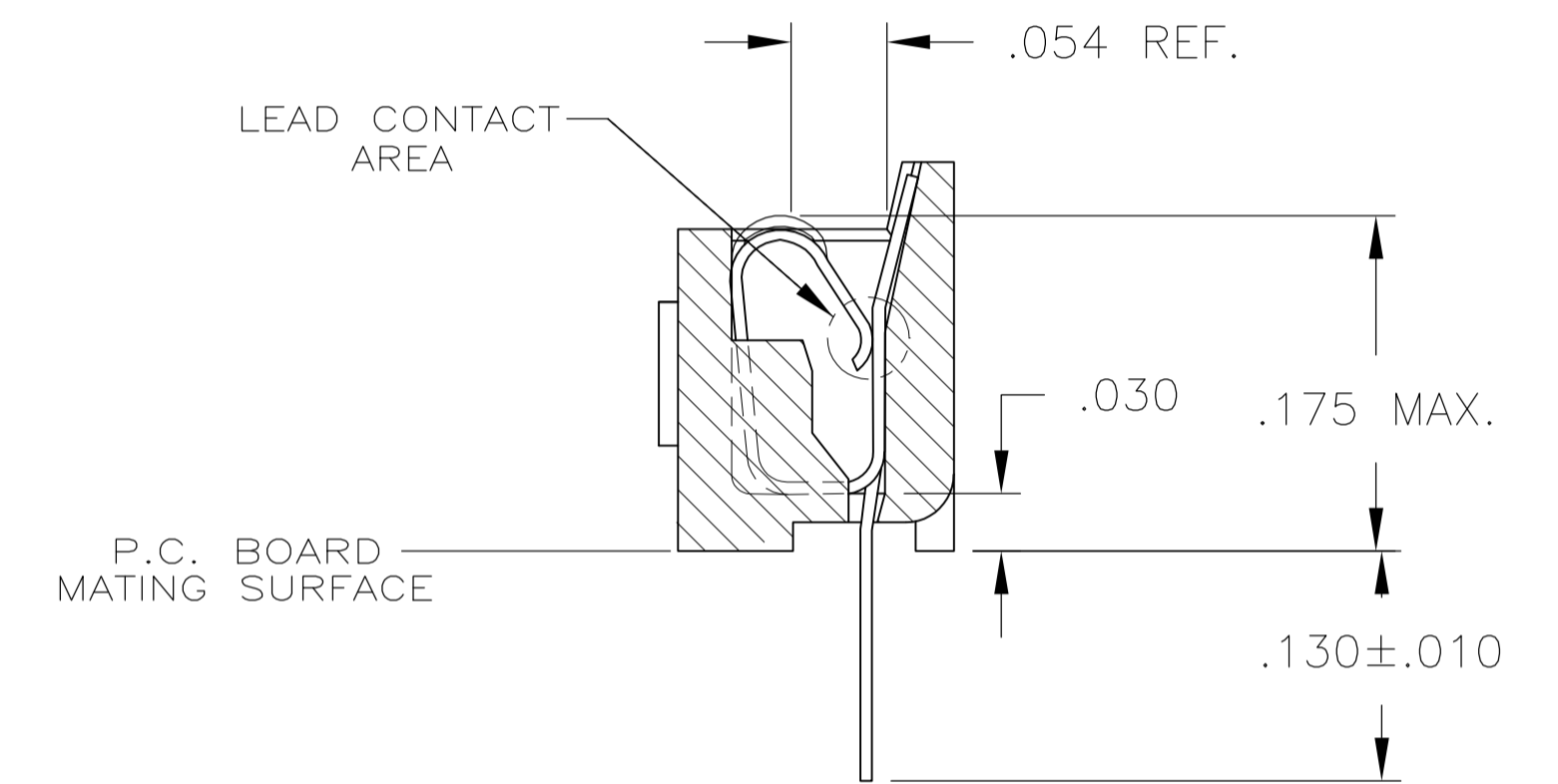


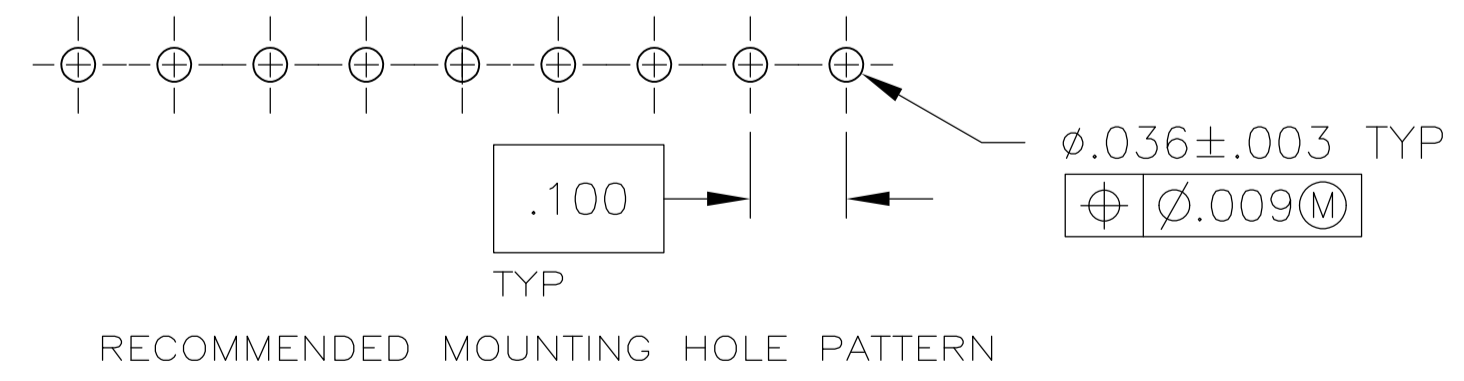
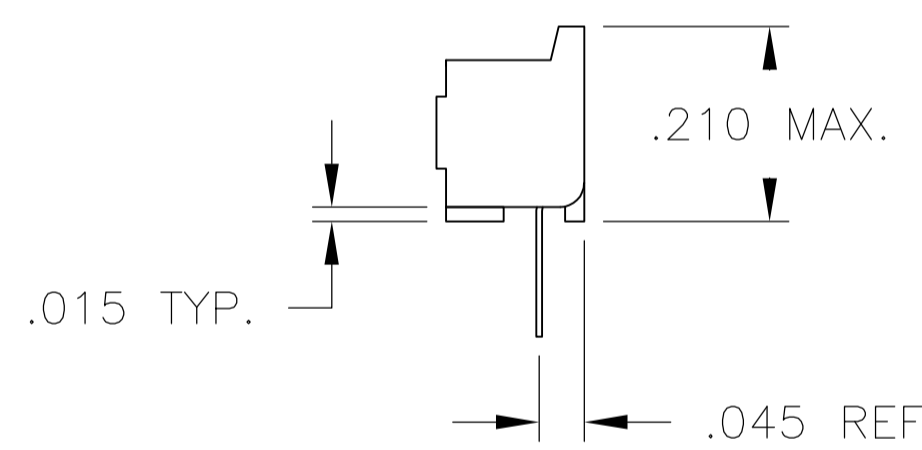
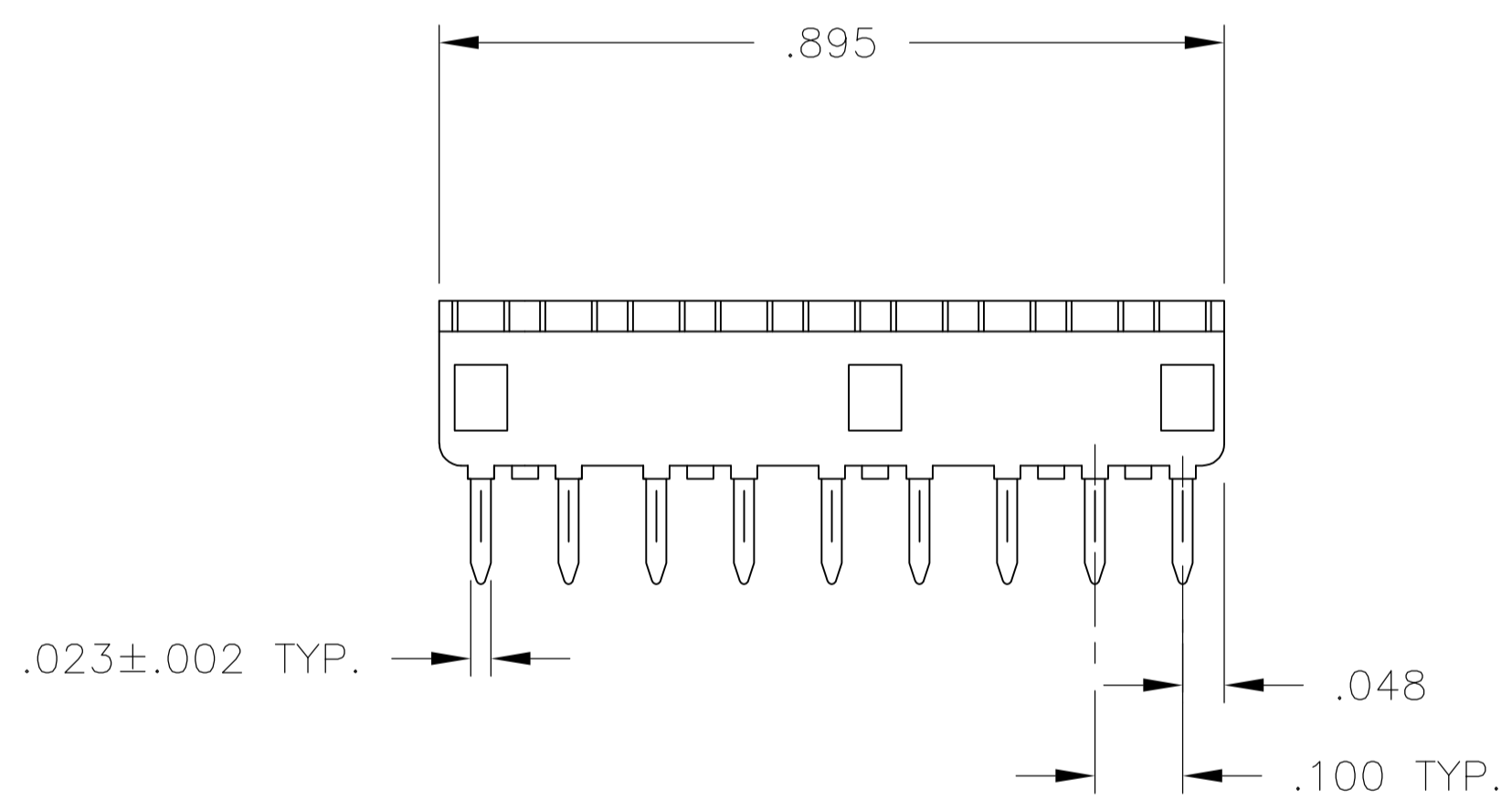
LOC		DIST		REVISIONS			
P	LTR	DESCRIPTION	DATE	DNW	APVD		
M		REV PER 0G3C-0214-99	24AUG00	BH	HW		
M1		REVISED PER ECO-09-021510	14SEP09	KK	AEG		



SECTION A-A
 ROTATED 90° CW
 SCALE 10:1
 FOR -6, -7 & -8 ONLY



SECTION A-A
 ROTATED 90° CW
 SCALE 10:1
 FOR -1, -2 & -3 ONLY



1. RECEPTACLE ACCEPTS AN .008-.014 THK. I.C. LEAD.
2. TWO .000030 MIN. THK. GOLD STRIPES IN CONTACT AREA, TIN-LEAD(93-7) ON CONTACT LEGS, BALANCE OF CONTACT NICKEL PLATED.
3. TWO .000015 MIN. THK. GOLD STRIPES IN CONTACT AREA, TIN-LEAD(93-7) ON CONTACT LEGS, BALANCE OF CONTACT NICKEL PLATED.
4. OBSOLETE PARTS: OBSOLETE CIS STREAMLINING PER D.RENAUD/D.SINISI

4	OBSOLETE	TINNED	PHOS.BRZ.	GLASS-FILLED THERMOPLASTIC, 94V-0, BLACK	643641-8
	OBSOLETE	TINNED	BE.CU.	GLASS-FILLED THERMOPLASTIC, 94V-0, BLACK	643641-7
		TINNED	BE.CU.	GLASS-FILLED THERMOPLASTIC, 94V-0, BLACK	643641-6
	OBSOLETE	TINNED	PHOS.BRZ.	GLASS-FILLED THERMOPLASTIC, 94V-0, BLACK	643641-4
	OBSOLETE	TINNED	PHOS.BRZ.	GLASS-FILLED THERMOPLASTIC, 94V-0, BLACK	643641-3
	OBSOLETE	TINNED	BE.CU.	GLASS-FILLED THERMOPLASTIC, 94V-0, BLACK	643641-2
	OBSOLETE	TINNED	BE.CU.	GLASS-FILLED THERMOPLASTIC, 94V-0, BLACK	643641-1
			CONTACT FINISH	CONTACT MAT'L	HOUSING MATERIAL
					PART NO.

THIS DRAWING IS A CONTROLLED DOCUMENT.

DIMENSIONS: INCHES	TOLERANCES UNLESS OTHERWISE SPECIFIED:	DIN M. CYRUS 6-14-84	AMP Tyco Electronics Corporation Harrisburg, PA 17105
0 PLC ± -	1 PLC ± -	CIK N. JONES 7-3-84	NAME
2 PLC ± -	3 PLC ± .005	APVD J. GRAY 7-10-84	PRODUCT SPEC
4 PLC ± -	ANGLES ± -		108-1066
			APPLICATION SPEC
			114-1049
MATERIAL SEE TABLE	FINISH SEE TABLE	WEIGHT	SIZE CAGE CODE DRAWING NO
			A1 00779 643641
			RESTRICTED TO
			CUSTOMER DRAWING
			SCALE 5:1 SHEET 1 OF 1 REV M1