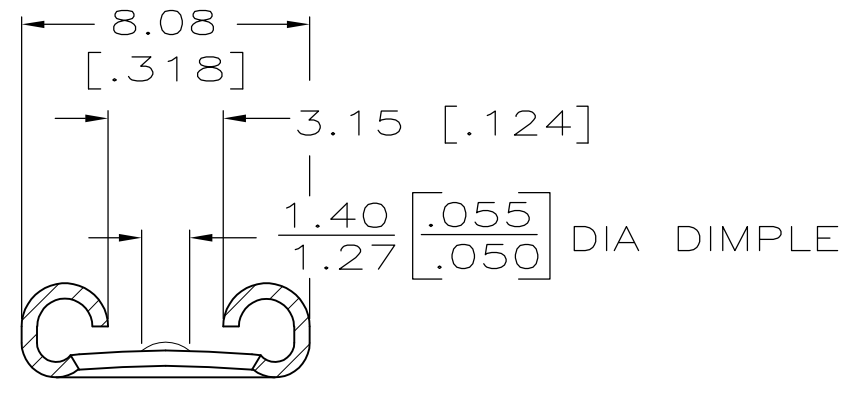
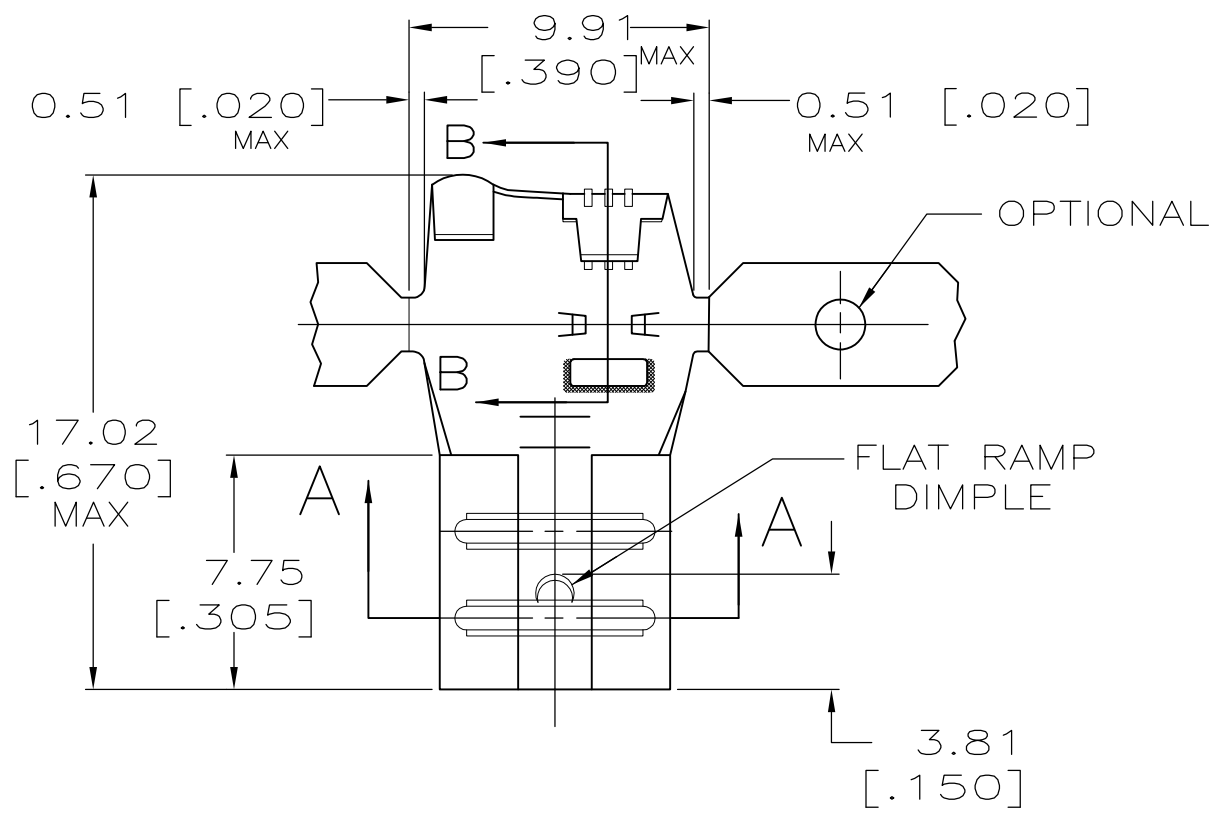


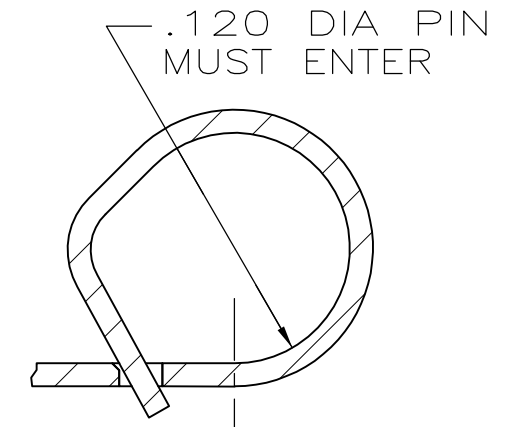
THIS DRAWING IS UNPUBLISHED. RELEASED FOR PUBLICATION
 © COPYRIGHT - By - ALL RIGHTS RESERVED.

LOC	DIST	REVISIONS					
		P	LTR	DESCRIPTION	DATE	DWN	APVD
AF	50		AB2	REVISED PER ECO-11-004917	11MAR11	RK	HMR

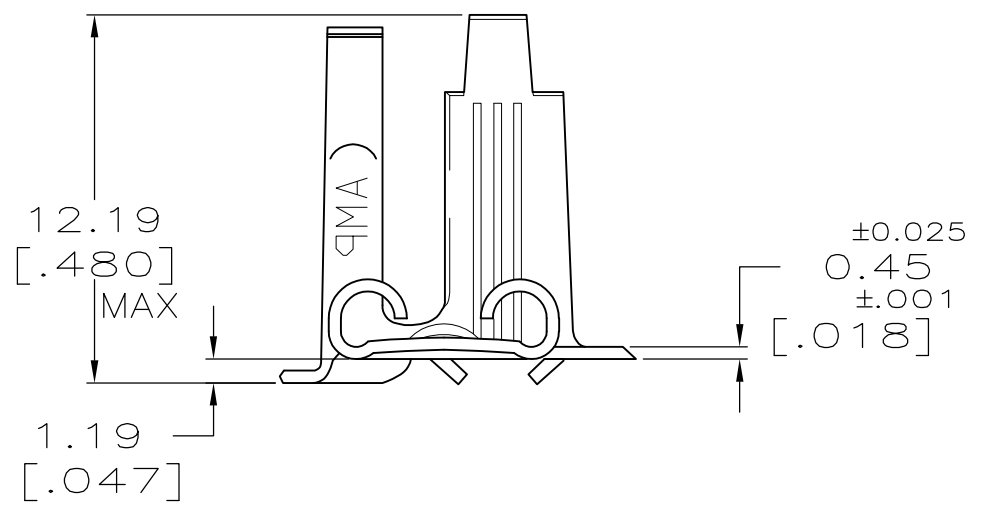
- 1 CONTINUOUS STRIP ON REELS.
- 2 FEED TO BE 19.56 [.770].
- 3 PRE-CRIMPED BARREL FOR 60851-3 ONLY. SUPPLIED IN LOOSE PIECE.
- 4 MATING TAB THK TO BE .032±.001
- 5 WIRE SIZE IS 3.0-5.0mm² [12-10] AWG
- 6 INSULATION RANGE IS 2.79-5.33 [.110-.210] DIA.



SECTION A-A
SCALE 5:1



PRE-CRIMPED BBL FOR 60851-3 ONLY
SECTION A-A
SCALE 10:1
ROTATED 90° CW



-	60851-4
TIN	60851-3 ³
SILVER	60851-2
TIN	60851-1
FINISH	PART NO.

THIS DRAWING IS A CONTROLLED DOCUMENT.		DWN	JR RUTH	2/13/91	STE TE Connectivity			
DIMENSIONS: mm [INCHES]		CHK	P FORTNEY	2/13/91				
TOLERANCES UNLESS OTHERWISE SPECIFIED:		APVD	D REINER	2/13/91	NAME			
0 PLC ± -		PRODUCT SPEC		RECEPTACLE, FASTON, FLAG, .250 SERIES				
1 PLC ± -		APPLICATION SPEC		SIZE		CAGE CODE	DRAWING NO	RESTRICTED TO
2 PLC ± -		MATERIAL		A3		00779	C-60851	-
3 PLC ± 0.38 [.015]		FINISH		CUSTOMER DRAWING		SCALE	4:1	SHEET
4 PLC ± -		SEE TABLE		WEIGHT		1 OF 1		REV
ANGLES ± -				-		AB2		