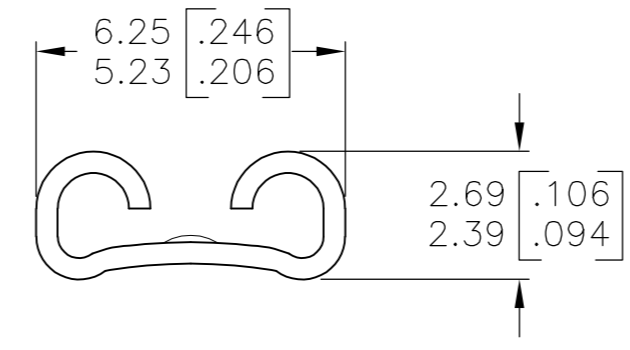
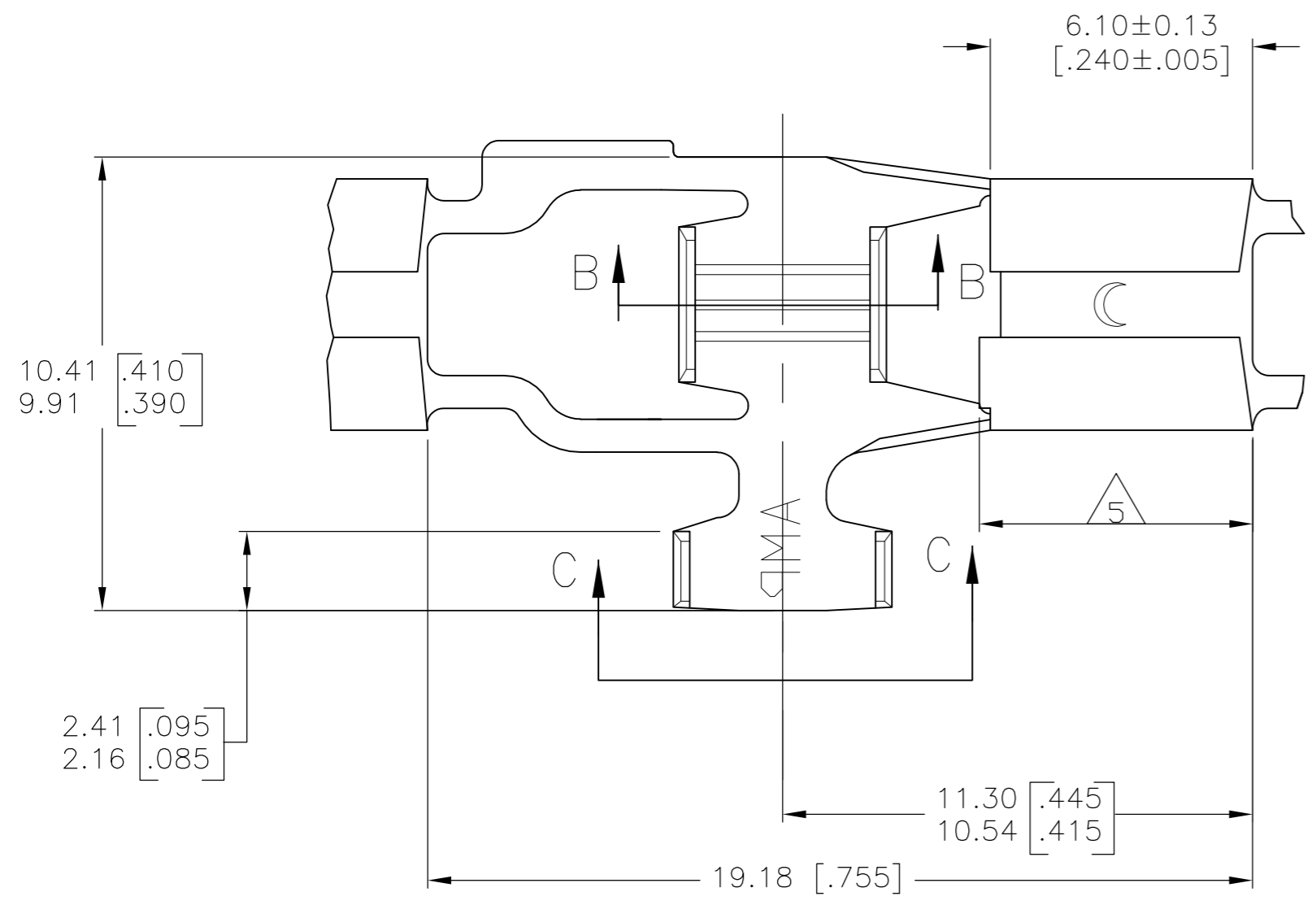
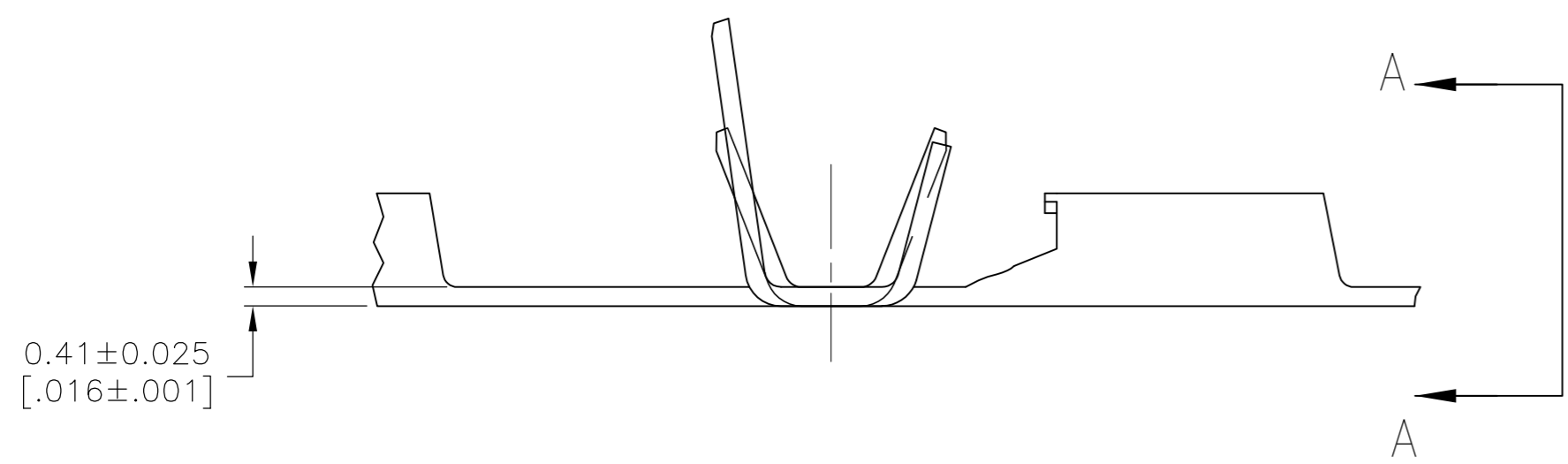


LOC	DIST	REVISIONS			
P	LTR	DESCRIPTION	DATE	DWN	APVD
AF	50	H2	REV PER ECR 10-009915	12MAY10	JR PD

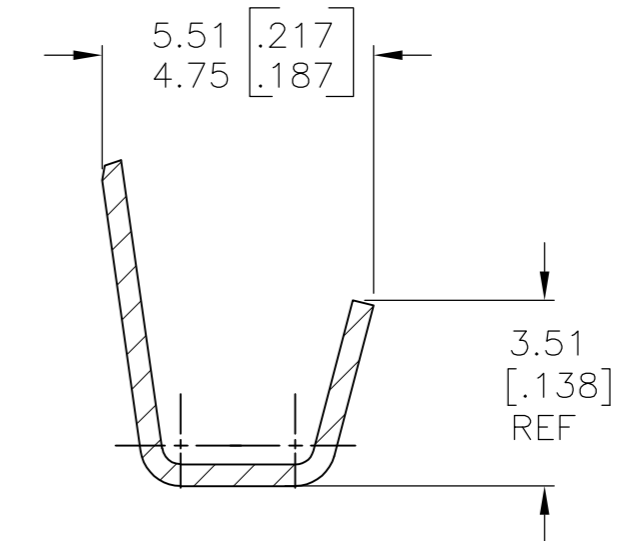


VIEW A-A

- 1 CONTINUOUS STRIP ON REELS.
- 2 MATING TAB THK TO BE 0.508±0.025 [.020±.001]
- 3 WIRE SIZE IS #18-#14 AWG.
- 4 INSULATION RANGE IS 1.52-3.81 [.060-.150] DIA.
- 5 RECEPTACLE LENGTH CAN BE GREATER BY UP TO 0.25 [.010] MAX FROM THE OPPOSITE SIDE.



SECTION B-B



SECTION C-C

PART NO	WIRE		INSULATION DIAMETER (MAX)	WIRE BARREL CRIMP			TENSILE STRENGTH POUNDS	
	QTY	SIZE AWG		WIDTH	CRIMP HEIGHT	CRIMPER ANVIL		
63512-1	1	14	.150	.120	.071	F FLAT	50	
	1	16					.063	30
	1	18					.057	20

OBSOLETE		.000080 MIN TIN	63512-4
OBSOLETE	REVERSE REELING		63512-3
			63512-1
	REELING	FINISH	PART NO.

THIS DRAWING IS A CONTROLLED DOCUMENT.		DWN	JR RUTH	9/29/88	Tyco Electronics Corporation Harrisburg, Pa 17105-3608
DIMENSIONS: mm [INCHES]		CHK	MS FEHER	9/30/88	
TOLERANCES UNLESS OTHERWISE SPECIFIED:		APVD	C MEYERS	9/30/88	
0 PLC ± - 1 PLC ± - 2 PLC ± 0.25 [.010] 3 PLC ± - 4 PLC ± - ANGLES ± -		NAME		RECEPTACLE, FLAG, FASTON, 4.75 [.187] SERIES	
MATERIAL	4M BRASS	FINISH	SEE TABLE	WEIGHT	-
CUSTOMER DRAWING		SCALE	4:1	SHEET	1 OF 1
		REV	H2		