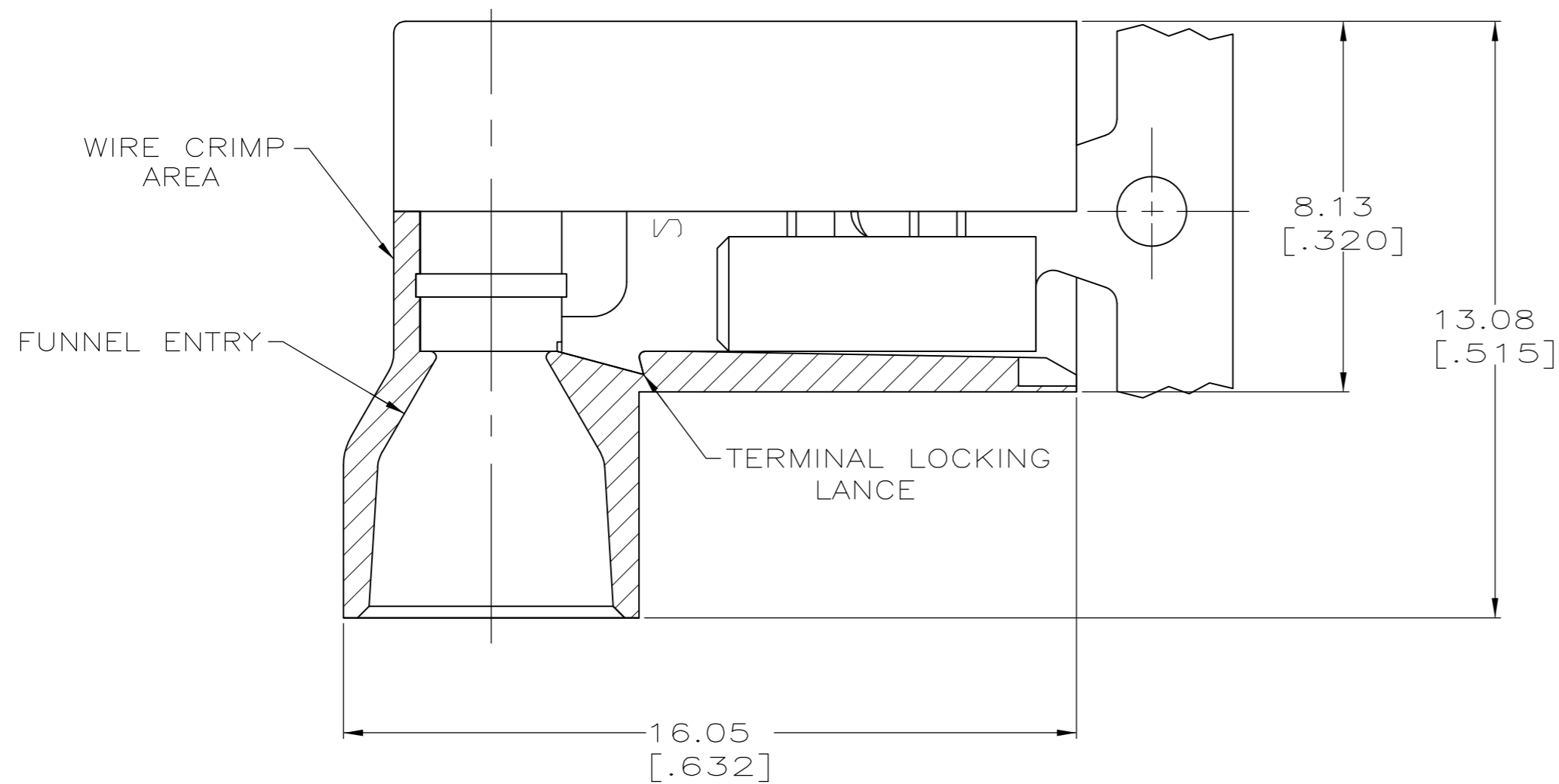
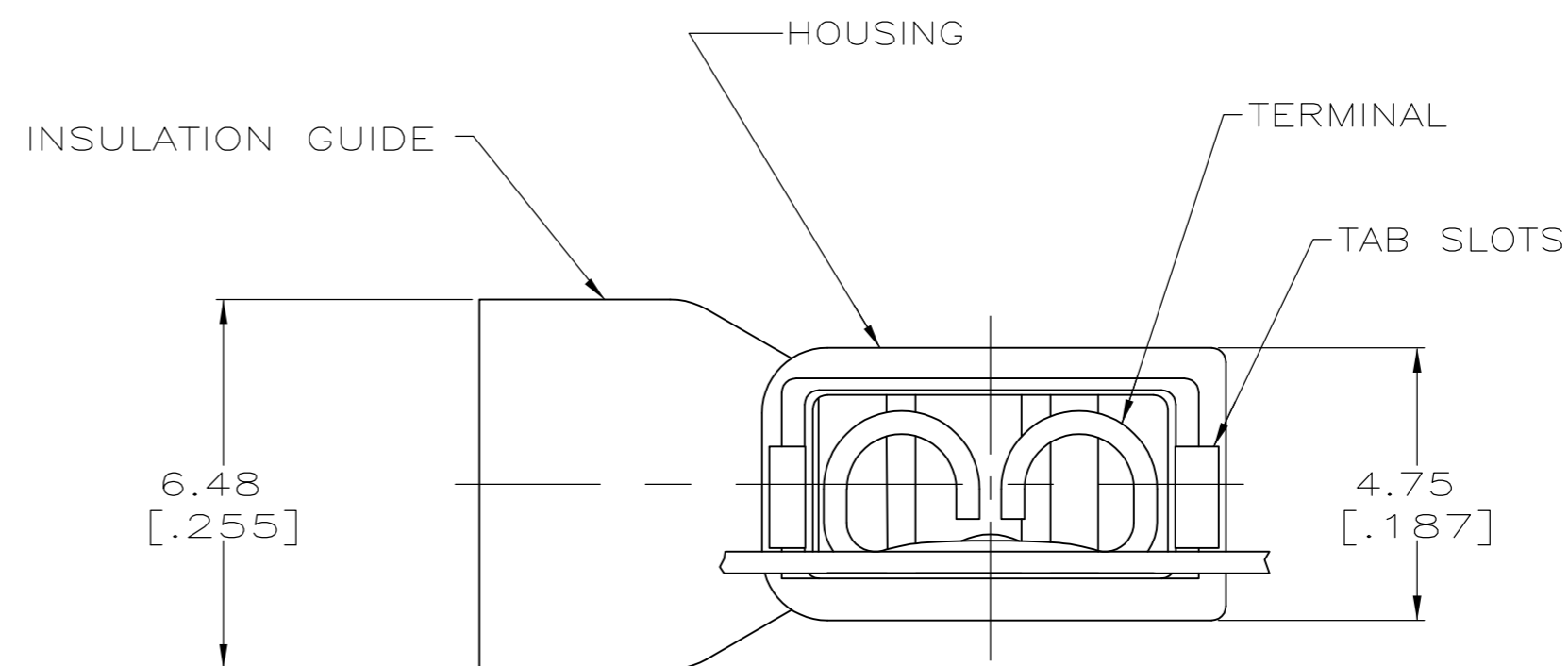
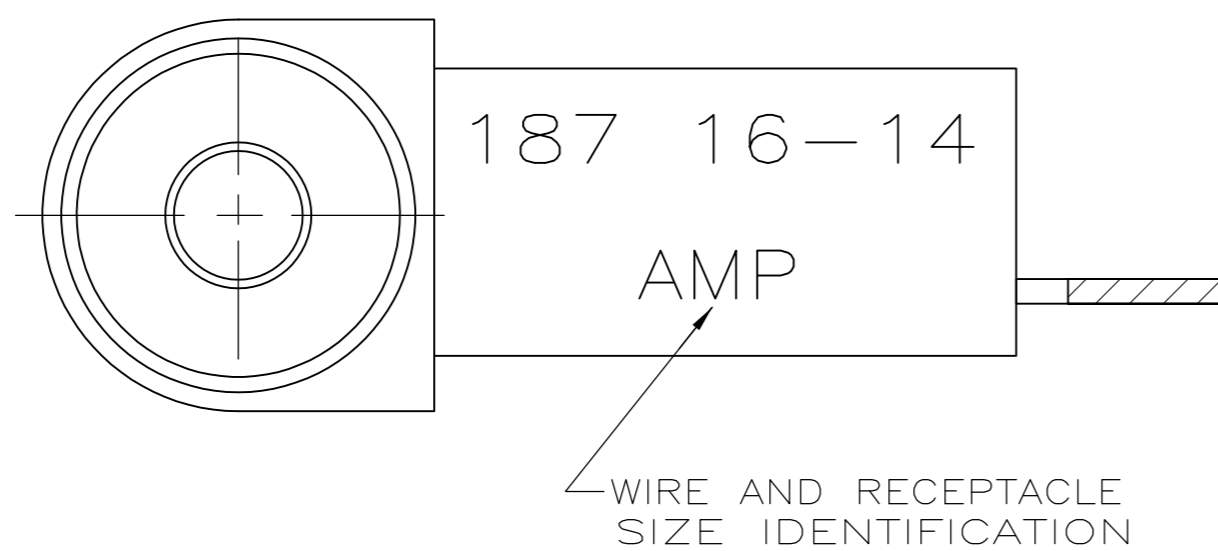


THIS DRAWING IS UNPUBLISHED. RELEASED FOR PUBLICATION
 © COPYRIGHT - By - ALL RIGHTS RESERVED.

LOC	DIST	REVISIONS			
P	LTR	DESCRIPTION	DATE	DWN	APVD
AF	50				
	K	REVISED PER ECR-13-004343	30JUL13	KH	KR



- 1 FITS 0.81±0.025 X 4.75 [.032±.001 X .187] TAB
- 2 WIRE SIZE: 1.3-2.0mm² [16-14 AWG], STRANDED ONLY. STRIP LENGTH 7.14 [.281]
- 3 INSULATION SIZE: 4.70 [.185] MAX DIA.
- 4 CONTINUOUS STRIP.



TYPE 6/6 NYLON	BLACK TRANSLUCENT	BRASS	TIN	9-520340-2
	BLUE TRANSLUCENT			3-520340-2
MATERIAL	COLOR	MATERIAL	FINISH	PART NUMBER

THIS DRAWING IS A CONTROLLED DOCUMENT.		DWN P FORTNEY 8/9/90												
DIMENSIONS: mm [INCHES]		CHK JR RUTH 8/9/90												
TOLERANCES UNLESS OTHERWISE SPECIFIED:		APVD D BRATINA 8/9/90												
<table border="1"> <tr><td>0 PLC</td><td>± -</td></tr> <tr><td>1 PLC</td><td>± -</td></tr> <tr><td>2 PLC</td><td>± 0.38 [.015]</td></tr> <tr><td>3 PLC</td><td>± -</td></tr> <tr><td>4 PLC</td><td>± -</td></tr> <tr><td>ANGLES</td><td>± -</td></tr> </table>		0 PLC			± -	1 PLC	± -	2 PLC	± 0.38 [.015]	3 PLC	± -	4 PLC	± -	ANGLES
0 PLC	± -													
1 PLC	± -													
2 PLC	± 0.38 [.015]													
3 PLC	± -													
4 PLC	± -													
ANGLES	± -													
MATERIAL SEE TABLE	FINISH SEE TABLE	WEIGHT -	SIZE A2	CAGE CODE 00779	DRAWING NO C=520340	RESTRICTED TO -								
CUSTOMER DRAWING			SCALE 8:1	SHEET 1 of 1	REV K									