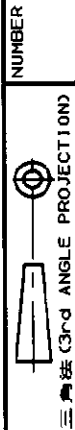
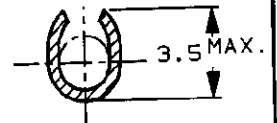
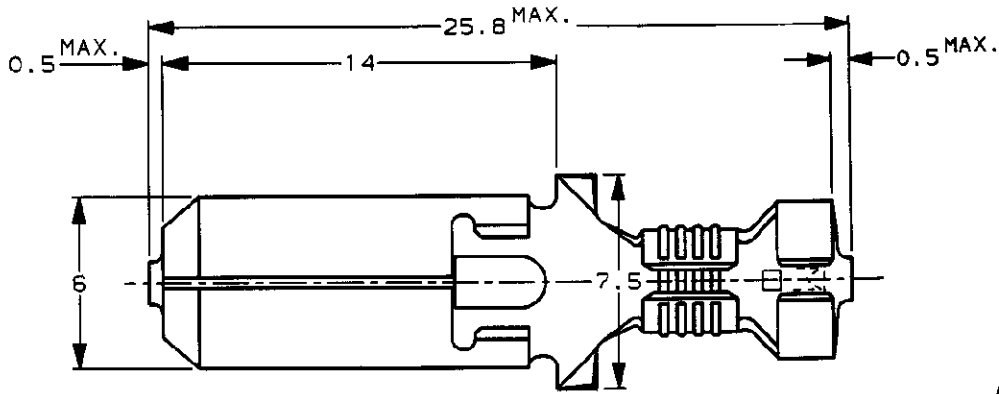


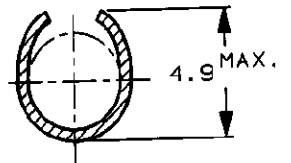
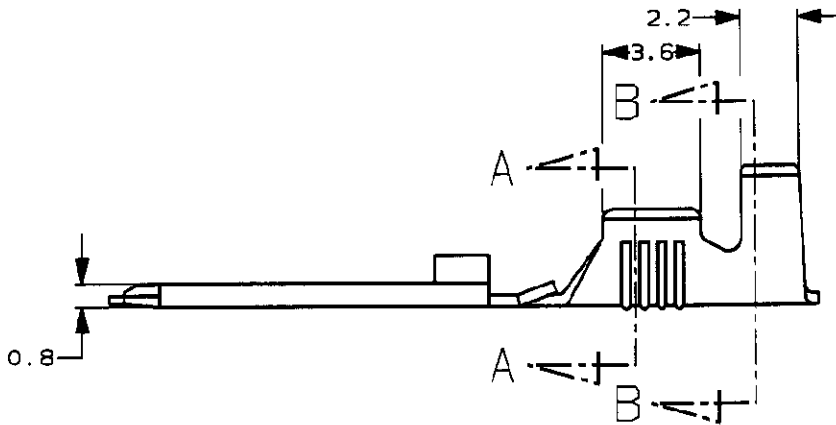
NUMBER 179462



METRIC



SECT. A-A



SECT. B-B

- 1. 取付け適用規格, 114-5052
- 1. APPLICATION SPEC NO; 114-5052

L/P No. バラ状端子型番	S/T No. 通線状端子型番	MATERIAL 材 料	FINISH 仕 上
179462-3	170340-3	BRASS 黄銅 t0.4	PRE-TIN

単位: 毫 米 DIMENSIONS IN MM. DO NOT SCALE PRINT

Copyright ©1994 年 Copyright ©1994  
AMP (Japan), LTD.  
ALL RIGHTS RESERVED.

**AMP**

日本エー・エム・ピー株式会社  
Tokyo, Japan

一般公差  
(GENERAL TOLERANCE)  
10以下: ±0.2  
10~30以下: ±0.25  
30~100以下: ±0.3  
角 度: ±3°

被覆電線断面積 (WIRE RANGE)  
0.5~2.27 mm<sup>2</sup> (AWG 20-14)

被覆外径 (INSULATION DIA.)  
2.1~3.4 mmφ

材料 (MATERIAL)  
SEE TABLE  
表参照

仕上 (FINISH)  
SEE TABLE  
表参照

01	REVISED	FJ00-0002-00	TS	KB	05JAN 00
0	RELEASED	FJ00-0938-94	TS	AT	7/12 '94
LTR	変更 (REVISION RECORD)	DR	CHK	DATE	

尺 度 (SCALE) 4-1 A

LOC J

番 号 (No.) 179462

REV. SHEET 01 1 OF 1

DR. *T. Shinohara* 7/12 '94 DE. *K. Yusa* 7/12 '94  
CHK. APP. *D. Tomita* 7/12 '94

名称 (NAME) 250 SERIES TAB W/O LATCH (L/P)  
"250" シリーズ ラッチナシ タブ (バラ状)