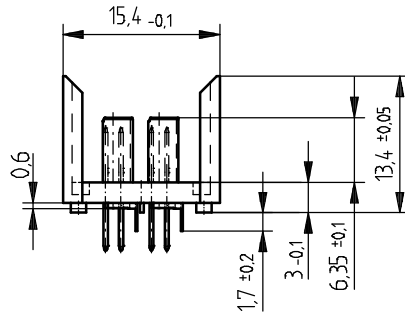
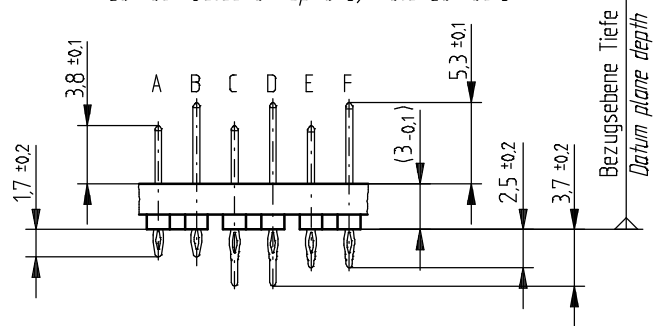
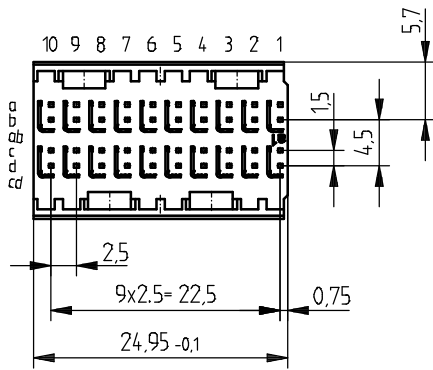


EE-Zone für durchkontaktierte  
Löcher  $\varnothing 0.6 \pm 0.05$   
compliant zone for through hole  
 $\varnothing 0.6 \pm 0.05$

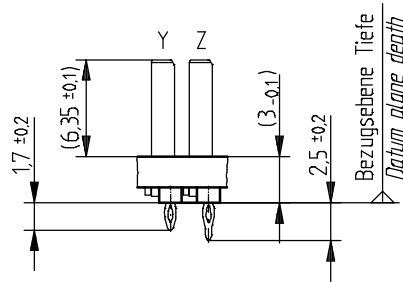
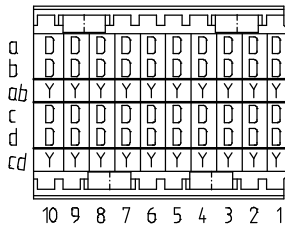


Kontaktversionen, Messerkontakte  
Contact Selection Options, Male Contacts



Kontaktversionen, Schirmmesser  
Contact Selection Options, Shielding Contacts

Bestückungsplan - contact layout



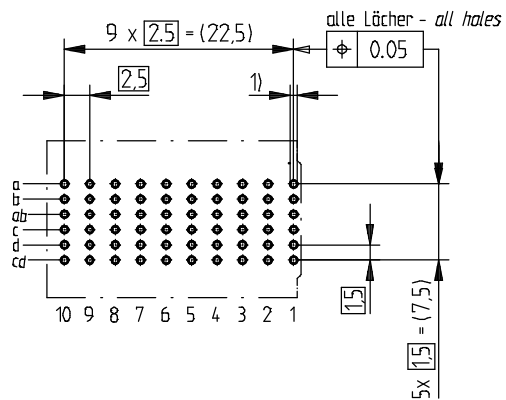
Lochbild für Leiterplatte Beard hole pattern  
(Bestückungsseite) (Component mounting side)

1)  $\varnothing 0.6 \pm 0.05$  Durchmesser des metallisierten Loches  
 $\varnothing 0.6 \pm 0.05$  Diameter of finished plated-through hole

$\varnothing 0.7 \pm 0.02$  Bohrungsdurchmesser des Loches  
 $\varnothing 0.7 \pm 0.02$  Diameter of drilled hole

Schichtaufbau im metallisierten Loch  
siehe Zeichnung 114406

Metal plating of plated-through hole  
see drawing 114406



Bei Änderung Variante 223556 (auf Transportpalette) beachten!

Information: D + Y siehe Bestückungsplan / see contact layout Anforderungsstufe 2 / class 2  All rights reserved. Only for information. To insure that this is the latest version of this drawing, please contact one of the ERNI companies before using.	Tolerances	 All Dimensions in mm	Scale	2:1
	Subject to modification without prior notice. Drawing will not be updated.		Designation <b>ERmetZD Messerleiste 2-10</b> <b>ERmetZD Male Connector 2-10</b>	
	www.ERNI.com		973056	
c Index	04.11.2005 Date	H:00053954.SZA	ERMZD	