



Wire Connectors

Innovation with a Purpose.



Wire Connector Brochure

VISION. PERFORMANCE. SERVICE.

SINCE 1916

IDEAL Connectors
are available in:



Box: For smaller jobs.



Store 'N Pour™ Jar:
Easy-pour design keeps connectors clean
and your shelf organised.



Connector Kits: These re-usable divider boxes contain
a selection of our most popular wiring connectors.



Barrel: For really big jobs
when you can't afford to run
out of connectors.

CONTENTS:

IDEAL Wire Connectors

| | |
|-------------------------|----|
| Twister® PRO | 2 |
| Twister® | 3 |
| WeatherProof™ | 4 |
| In-Sure™ Push-In | 5 |
| SpliceLine™ | 6 |
| RJ11/RJ45 Modular Plugs | 7 |
| IDC (Jelly Beans) | 7 |
| Push-On F-Type | 8 |
| Compression F-Type | 8 |
| Compression BNC & RCA | 9 |
| Ordering Guide | 10 |

Our comprehensive range contains the connectors you need for an easier, more efficient job. That's why day in and day out, professionals like you are choosing

IDEAL. THE BRAND ELECTRICIANS TRUST.

IDEAL connectors provide safe, dependable solutions for every wiring application.

Designed to exacting European safety standards and fully compliant with UK Wiring Regulations, IDEAL manufactures a connector that's right for every job.

For over 95 years, IDEAL INDUSTRIES has been supplying quality electrical products to professional installers around the world.




IDEAL[®]
Wire Connectors



For ultimate comfort and optimum wire range

When you've got an installation where you'll be making connections all day, the Twister® PRO is the connector you want. The SureGrip™ design ensures improved torque while the comfortable swept wings ease hand fatigue. You'll feel the difference immediately.



Patented SureGrip™ overmoulding provides improved leverage and more torque

Better grip and more leverage for faster connections


Accepts solid and stranded wires

Exceptional wire range and capacity; up to max. 4 x 4.0mm²

Twister® PRO

FAST FACT:

A patented square wire spring bites on the first 360° turn ensuring a secure connection that will not relax over time.



Min. 3 x 0.5mm²
Max. 4 x 4.0 mm²

BS 7671:2008 (17th Edition) Compliant



Twister® PRO

WIRE CONNECTORS

2

Twister® PRO Wire Connector:

Ratings & Wire Size Combinations

| Model | Colour | Strip Length | Rating | 0.5 mm ² | | 1.0 mm ² | | 1.5 mm ² | | 2.5 mm ² | | 4.0 mm ² | |
|-------|------------|--------------|----------|---------------------|-----|---------------------|-----|---------------------|-----|---------------------|-----|---------------------|-----|
| | | | | Min | Max | Min | Max | Min | Max | Min | Max | Min | Max |
| 344 | Red/Yellow | 13 mm | 32A/600V | 3 | 10 | 2 | 9 | 2 | 8 | 1 | 6 | 1 | 4 |

| | |
|----------|----------------------|
| | Twister® PRO |
| Standard | BS EN 60998-1:2004 |
| | BS EN 60998-2-4:2005 |



Cu/Cu Only



The No. 1 wiring connector

The Twister® easily handles the most common wiring tasks. A patented, expanding square-wire spring always ensures a quick, safe connection.


A cost-effective solution, the Model 341 Twister® connector accepts both stranded and solid wire from 0.5mm² up to 6.0mm² allowing one connector to do the job traditionally done by separate 5A, 15A and 30A terminal blocks.

105°C flame retardancy rating to UL 94V-2

Durable polypropylene shell expands for progressive tightening, a feature that ensures dependable connections

Swept-wing design for improved comfort

Accepts solid and stranded wires



Twister®

FAST FACT:

The small profile of the Model 340 Twister® means it easily fits inside standard connector enclosures.




Min. 3 x 2.5 mm²
Max. 2 x 10.0 mm²

Min. 3 x 0.5 mm²
Max. 2 x 6.0 mm²

Min. 2 x 0.5 mm²
Max. 2 x 4.0 mm²



BS 7671:2008 (17th Edition) Compliant



Cu/Cu Only



Twister® Wire Connectors:

| Ratings & Wire Size Combinations | | | | 0.5 mm ² | | 1.0 mm ² | | 1.5 mm ² | | 2.5 mm ² | | 4.0 mm ² | | 6.0 mm ² | | 10.0 mm ² | |
|----------------------------------|----------|--------------|----------|---------------------|-----|---------------------|-----|---------------------|-----|---------------------|-----|---------------------|-----|---------------------|-----|----------------------|-----|
| Model | Colour | Strip Length | Rating | Min | Max | Min | Max | Min | Max | Min | Max | Min | Max | Min | Max | Min | Max |
| 340 | Lt. Blue | 10 mm | 32A/450V | 2 | 8 | 1 | 5 | 1 | 4 | 1 | 3 | 1 | 2 | n/a | n/a | n/a | n/a |
| 341 | Tan | 13 mm | 41A/600V | 3 | 6 | 2 | 6 | 2 | 6 | 1 | 5 | 1 | 3 | 1 | 2 | n/a | n/a |
| 342 | Grey | 16 mm | 57A/600V | n/a | n/a | n/a | n/a | n/a | n/a | 3 | 8 | 2 | 6 | 2 | 4 | 1 | 2 |

| | |
|----------|----------------------|
| Standard | Twister® |
| | BS EN 60998-1:2004 |
| | BS EN 60998-2-4:2005 |

Twister® WIRE CONNECTORS

Connected and protected

Designed specifically for above ground, interior/exterior connections exposed to damp/wet and corrosive environments. WeatherProof™ connectors are pre-filled with a non-hardening, silicone-based sealant that protects against moisture and corrosion.



Easy to apply, pre-filled twist-on wire connectors



Swept wing design is built for comfort and efficiency

UL Listed to 486D/IP55 for use in damp or wet above-ground locations

WeatherProof™

FAST FACT:

The silicone-based sealant protects electrical connections, eliminating the need for heat-shrink or water-proof enclosures in many applications.



Min. 1 x 1.5 mm²
Max. 2 x 2.5 mm²

Min. 2 x 1.5 mm²
Max. 4 x 4.0 mm²

Min. 3 x 2.5 mm²
Max. 6 x 4.0 mm²

61 Blue/Orange

62 Blue/Red

63 Blue/Dark Blue

BS 7671:2008 (17th Edition) Compliant



WeatherProof™
WIRE CONNECTORS

| Ratings & Wire Size Combinations | | | | 1.5 mm ² | | 2.5 mm ² | | 4.0 mm ² | |
|----------------------------------|---------------|--------------|------------------|---------------------|-----|---------------------|-----|---------------------|-----|
| Model | Colour | Strip Length | Rating | Min | Max | Min | Max | Min | Max |
| 61 | Blue/Orange | 10 mm | 24A/450V (IP55) | 1 | 2 | 1 | 2 | n/a | n/a |
| 62 | Blue/Red | 16 mm | 32A /450V (IP55) | 2 | 6 | 1 | 5 | 1 | 4 |
| 63 | Blue/Dr. Blue | 16 mm | 32A /450V (IP55) | n/a | n/a | 3 | 6 | 2 | 6 |

| | |
|----------|--|
| Standard | WeatherProof™ |
| | BS EN 60998-1:2004 BS EN 60998-2-4:2005 |




Cu/Cu Only



Strip, Push, Connect. The fastest way to make a connection

The In-Sure™ Push-In wire connector can reduce installation time by up to 50% compared to more traditional connection methods such as terminal blocks. Classified as "Maintenance Free", In-Sure™ connectors are the perfect replacement for crimped splices. The fastest, easiest, push-in connector on the market.



Clear shell allows visual inspection of the connection

Check port for continuity testing


Push-in design reduces repetitive motion fatigue

2 to 8 wire connections for 0.75mm² - 4.0mm² solid and 1.5mm² - 2.5mm² stranded conductors

In-Sure™

FAST FACT:

The In-Sure™ Push-In has a low insertion force for fast, easy connections. Great for junction boxes.



BS 7671:2008 (17th Edition) Compliant



32
2-Port



33
3-Port



34
4-Port



87
5-Port



88
6-Port



90
8-Port



Cu/Cu Only



In-Sure™ Models 32, 33, 34:

| | |
|---------------------|--|
| Standard | BS EN 60998-1 BS EN 60998-2-2 |
| Amperage / Voltage | 32A / 450V |
| Wire Range Solid | 0.75mm ² -4.0mm ² |
| Wire Range Stranded | 1.5mm ² -2.5mm ² * |

* Stranded wire is limited to semi-rigid i.e. ≤ 7 strands

In-Sure™ Model 87, 88 & 90:

| | |
|---------------------|--|
| Standard | BS EN 60998-1 BS EN 60998-2-2 |
| Amperage / Voltage | 24A / 450V |
| Wire Range Solid | 0.75mm ² -4.0mm ² |
| Wire Range Stranded | 1.5mm ² -2.5mm ² * |

* Stranded wire is limited to semi-rigid i.e. ≤ 7 strands

In-Sure™ Push-In
WIRE CONNECTORS

A great alternative to the butt-splice

The SpliceLine™ in-line wire connector provides a crimp-free, solderless butt-splice. Classified as "Maintenance Free" as per BS 7671:2008, the two-port model accepts up to 2.5mm² wire, allowing one connector to do the job of multiple butt-splices. Its end-to-end connection is also a great solution for pre-fab operations.

Transparent polycarbonate shell allows for visual inspection of connection

Slim design easily fits through holes in metal back boxes

Check port for continuity testing

SpliceLine™ IN-LINE WIRE CONNECTORS

FAST FACT:

Perfect for lengthening short wires, the SpliceLine™ is 2X faster than traditional butt-splices.



42
2-Port

BS 7671:2008 (17th Edition) Compliant



Cu/Cu Only



SpliceLine™
6 WIRE CONNECTORS

SpliceLine™ Model 42:

| | |
|--------------------|--|
| Standard | BS EN 60998-1 BS EN 60998-2-2 |
| Amperage / Voltage | 24A / 450V |
| Wire Range Solid | 0.5mm ² -2.5mm ² |

Available
Winter
2011

Maximum performance for data and telecom networks

Designed for low voltage telecommunications cables, IDC connectors (Jelly Beans) provide a simple, economical and reliable means of jointing solid copper wires. They do not require the insulation to be stripped, making the connection quick and easy.

IDEAL's range of RJ-11 and RJ-45 modular plugs can be used with your choice of cabling and are capable of supporting the latest ISO and EIA/TIA cable system performance categories. Compatible with standard crimp tools all plugs work with 0.2mm² (24 AWG) solid or stranded conductors and round or flat cables.

CAT 6 / ISO Class E RJ-45 Modular Plugs complete the line and are designed for high speed applications. The unique 3-piece design features wire management components to maintain the cable integrity, helping to ensure optimal performance and easy installation.


Insulation Displacement Connectors (IDC)

Moisture-resistant sealant protects wires from corrosion. Use with solid copper single-conductor wire



CAT 6 RJ-45 Modular Plugs


Crimps with a standard RJ-45 crimp die. 50 micron gold contacts, 8-position, 8-contact. Suitable for solid or stranded conductors – 0.26mm² – 0.33mm²



IDC

FAST FACT:

Jelly Beans are perfect for extending domestic and commercial telephone wiring.




8-position
8 contact,
RJ45



6-position
4 contact,
RJ11



UY-1, 2-Wire
Butt Splice



UB-1, 2-Wire
Tap Splice



UR-1, 3-Wire
Tap Splice

Data & Telco
PLUGS & CONNECTORS

Satellite and CATV drops made easy

Compression F-Connectors are replacing crimp and screw-on style connectors thanks to their ease of installation and superior performance. The OmniCONN™ range features an o-ring that provides a watertight seal for outdoor applications. IDEAL also has a full range of compression tools that work with these and most other brands of compression connector.



OmniCONN™ F-Connectors
 Free spinning hex nut for ease of installation onto all 11mm (7/16) ports, 75 ohm nominal impedance and two-piece pre-assembled connectors



Push-On F-Connector, RG6 & RG-59
 No terminator tool required. All brass nickel-plated construction. Knurled nut for superior grip and designed for indoor use

Push-On

FAST FACT:

Push-On F-Connectors provide secure connections without the need for any tool.



F - Connector for RG-6 Reg/Tri/Quad



F - Connector for RG-59 Reg/Tri/Quad



F - Connector for RG-11



F - Connector for RG-6



F - Connector for Quad

F-Type Coax
 8 CONNECTORS

Compression connectors for audio and RF applications

BNC are a type of RF connector commonly applied to coaxial cable. Often used on CCTV equipment, test instruments and other radio-frequency electronic equipment, these compression style connectors have a moisture inhibiting design.

Commonly referred to as "phono" connectors, RCA connectors are used for carrying audio and video signals. These connectors are a must for installers of home cinema and high fidelity audio systems.



BNC Connectors

Nickel-plated brass construction for superior corrosion resistance. 75 Ohm nominal impedance and gold-plated pin contact area

RCA

FAST FACT:

Easy-to-use connectors suited to the domestic and commercial home-cinema installation market.



RCA Connectors

Bandwidth up to 3 GHz. Constructed of nickel-plated brass with gold-plated head. 75 ohm nominal impedance



BNC - Connector for RG-6



BNC - Connector for RG-59



RCA - Connector for RG-6







RCA - Connector for RG-59




BNC & RCA
CONNECTORS

Electrical Connector Ordering Guide







Twister® Wire Connectors

| Model | Qty. | Cat. No. |
|---|------------|----------------|
|  340° Lt. Blue | Box of 100 | 30-340 |
| | Jar of 500 | 30-640J |
|  341° Tan | Box of 100 | 30-341 |
| | Jar of 400 | 30-441J |
|  342° Grey | Box of 50 | 30-342 |
|  344° Red/Yellow | Box of 50 | 30-144 |
| | Jar of 250 | 30-244J |
| | Jar of 500 | 30-644J |


WeatherProof™ Wire Connectors

| Model | Qty. | Cat. No. |
|--|------------|---------------|
|  61 Blue/Orange | Card of 25 | 30-161 |
| | Box of 100 | 30-261 |
|  62 Blue/Red | Card of 20 | 30-162 |
| | Box of 100 | 30-262 |
|  63 Blue/Dk. Blue | Card of 15 | 30-163 |
| | Box of 100 | 30-263 |

In-Sure™ Push-In Wire Connectors

| Model | Port | Qty. | Cat. No. |
|--|--------|------------|----------------|
|  32 Red | 2-port | Box of 100 | 30-1032 |
|  33 Orange | 3-port | Box of 100 | 30-1033 |
|  34 Yellow | 4-port | Box of 100 | 30-1034 |
|  87 Grey | 5-port | Box of 50 | 30-087 |
|  88 Blue | 6-port | Box of 50 | 30-088 |
|  90 Black | 8-port | Box of 50 | 30-090 |





SpliceLine™ Wire Connectors

| Description | Qty. | Cat. No. |
|--|------------|----------------|
|  42 Orange | Box of 100 | 30-1042 |



UK Distribution Centre, Warrington

Connector Kits









| Model | Description | Qty. | Cat. No. |
|---|--|---|------------------|
|  | Twister® & WeatherProof™ Connector Premium Kit | 40 x Model 340® 40 x Model 341® 25 x Model 342® 25 x Model 344® 20 x Model 61 12 x Model 62 12 x Model 63 | 30-5000EU |
|  | Twister® Connector Starter Kit | 30 x Model 340® 30 x Model 341® 15 x Model 344® 15 x Model 62 | 30-5001EU |
|  | In-Sure™ Push-In Connector Premium Kit | 50 x Model 32 50 x Model 33 50 x Model 34 40 x Model 87 20 x Model 88 15 x Model 90 30 x Model 341® (FOC) | 30-5020EU |
|  | In-Sure™ Push-In Connector Starter Kit | 30 x Model 32 30 x Model 33 30 x Model 34 20 x Model 88 | 30-5021EU |

In 1992, IDEAL INDUSTRIES INC. established it's first subsidiary outside of North America in the UK.

Focused on providing outstanding customer service we continue to serve our customers from a state-of-the-art distribution centre in Warrington.


Data/Telco Connector Ordering Guide

Compression Coax Connectors




| Model | Type | Cable Type | Qty. | Cat. No. |
|---|------|-------------------------|------------|---------------|
|  | F | RG-6 / Reg/Tri/Quad | Card of 10 | 92-651 |
| | | | Jar of 50 | 92-650 |
|  | F | RG-59 / Reg/Tri/Quad | Jar of 50 | 92-610 |
|  | F | RG-6 | Jar of 50 | 89-044 |
|  | F | Quad | Jar of 50 | 89-045 |
|  | BNC | RG-6 | Card of 15 | 89-048 |
|  | BNC | RG-59 | Card of 15 | 89-047 |
|  | RCA* | RG-6 | Card of 10 | 89-582 |
|  | RCA* | RG-59 | Card of 10 | 89-572 |

*RCA Connectors include an assortment of colour ID bands.


Push-On F-Connectors, RG-6 & RG-59

| Model | Type | Cable Type | Qty. | Cat. No. |
|---|------|------------|-----------|---------------|
|  | F | RG-6 | Card of 4 | 85-065 |
| | | RG-59 | Card of 4 | 85-067 |

Insulation Displacement Connectors (IDC)

| Model | Description | Qty. | Cat. No. |
|---|------------------------------|-------|---------------|
|  | UR-I, 3-Wire Butt Splice IDC | 25 | 85-925 |
| | UR-I, 3-Wire Butt Splice IDC | 100 | 86-925 |
| | UR-I, 3-Wire Butt Splice IDC | 1,000 | 87-925 |
|  | UY-I, 2-Wire Butt Splice IDC | 25 | 85-950 |
|  | UB-I, 2-Wire Tap Splice IDC | 25 | 85-900 |

Modular Plugs



| Model | Description | Qty. | Cat. No. |
|---|-----------------------------|------|---------------|
|  | 8-Position 8-Contact, RJ-45 | 25 | 85-346 |
| | 6-Position 6-Contact, RJ-11 | 25 | 85-345 |
| | 6-Position 4-Contact, RJ-11 | 25 | 85-344 |

All products are available from your local electrical wholesaler.

Alternatively please contact IDEAL on
01925 44 44 46
or via email:

uksales@idealnwd.com

CAT 6 /ISO Class E RJ-45 Modular Plugs

| Model | Description | Qty. | Cat. No. |
|---|---------------------------------------|------|---------------|
|  | CAT 6/ISO Class E RJ-45 Modular Plugs | 25 | 85-366 |
|  | Strain Relief Boots for Modular Plugs | 25 | 85-380 |

Also from IDEAL INDUSTRIES.....

IDEAL INDUSTRIES NETWORKS

IDEAL INDUSTRIES NETWORKS provides test solutions for LAN cable installers, network technicians, IT managers, Telecoms operators and service providers. The range includes copper cable testers, Cat 5 to Cat7A cable certifiers, OTDRs, 1 GbE testers, xDSL testers, network troubleshooting tools and more.

For more information on our Networks range please visit www.idealnwd.co.uk



For more information about IDEAL INDUSTRIES in Europe

IDEAL INDUSTRIES LIMITED

Unit 3, Europa Court, Europa Boulevard,
Westbrook, Warrington, Cheshire, WA5 7TN,
United Kingdom

Tel: +44 (0)1925 444446

Fax: +44 (0)1925 445501

Email: uksales@idealnwd.com

www.idealnwd.co.uk

IDEAL INDUSTRIES GmbH

Gutenbergstrasse 10,
D - 85737 Ismaning, Germany

Tel: +49 (0) 89 99686 0

Fax: +49 (0) 89 99686 111

Email: germanysales@idealnwd.com

www.idealnwd.de

IDEAL INDUSTRIES SAS

Route de Gisy, ZA Burospace - Bât 7,
F - 91571 BIEVRES CEDEX, France

Tel: +33 (0)1 69 35 54 70

Fax: +33 (0)1 60 19 00 48

Email: francesales@idealnwd.com

www.idealnwd.fr

IDEAL INDUSTRIES ELECTRICAL

Over 6,000 items make up the IDEAL family of products including some whose names have become synonymous with their function.

Twister® & In-Sure™ Wire Connectors, Yellow 77® Wire Pulling Lubricant, SureTest® Electrical Testers and T® - Stripper Wire Strippers are products which have found their way into the tool bags of electrical and networking professionals and solidified the IDEAL reputation as a manufacturer of innovative and trustworthy products.

Every IDEAL product is covered by a comprehensive worldwide warranty.



For additional information on the entire range of IDEAL Wire Connectors or to request a full line catalogue, visit www.idealindustries.co.uk

Alternatively you can contact us on **+44 (0)1925 44 44 46** or via email: uksales@idealnwd.com

IDEAL[®]
Wire Connectors



IDEAL[®]
Wire Connectors



For complete sales office contact information, visit us at:

www.idealindustries.co.uk

IDEAL INDUSTRIES LTD.

Unit 3, Europa Court, Europa Boulevard, Westbrook, Warrington, WA5 7TN, UK
Tel.: +44 (0)1925 44 44 46 • Fax: +44 (0)1925 44 55 01 • UKsales@idealnwd.com

09/11
Form No. P-2873UK
Printed in UK
©2011 IDEAL INDUSTRIES, INC.