


PCB MOUNTED FEATURES

- Easy cost effective installation
- Interates with standard plugs
- Integrally moulded mounting flanges
- Connectors supplied fully loaded with pin or socket contacts



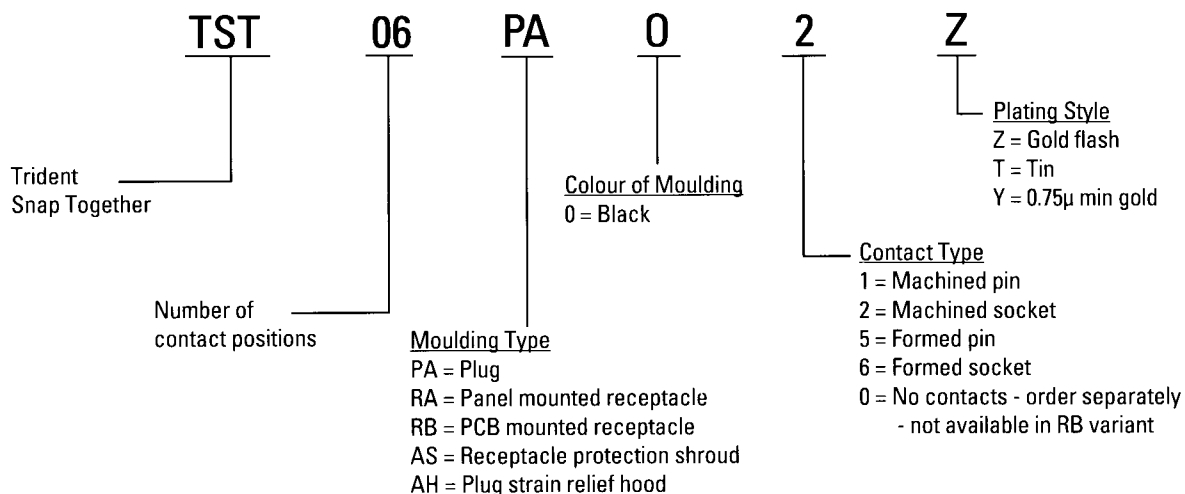
Characteristics	Performance
Material	UL 94V-0 rated Nylon, colour black
Operating Voltage	250 Va.c. r.m.s.
Contact Current Rating	Up to 13 A (See contact specification)
Operating Temperature	-40°C to +105°C
Insulation Resistance	5000 Mohms at 500 Vd.c.

HOW TO ORDER

The table below shows how the nomenclature for the Rectangular Range is constructed.

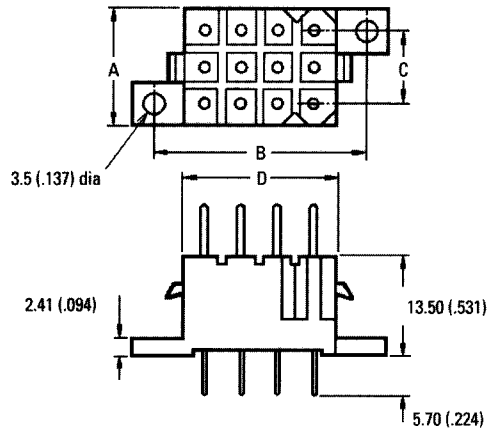
A Nomenclature to Ordering Code Cross Reference is shown on Pages 31-32.

Please consult your local ITT Cannon Sales Office for further details.



PCB MOUNTED CONNECTORS - PIN CONTACTS

- Contacts are based on a 5.08mm (.200") grid, symmetrical on centre lines
- Recommended PCB hole 1.15mm (.045") diameter
- Connector Discriminating Pins available - See Page 30.

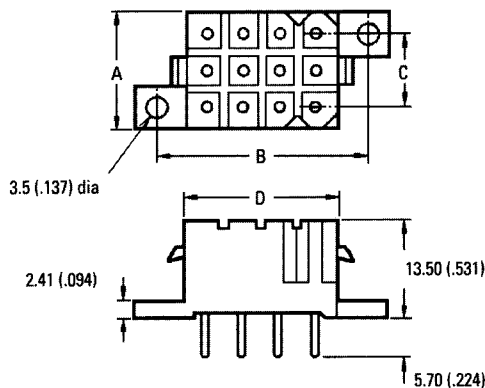


No. of contacts	Dimensions (Max)				Plating	Formed		Machined	
	A	B *	C *	D		Order Code Pack of 100	Nomenclature	Order Code Pack of 100	Nomenclature
2	11.13 (.438)	19.13 (.753)	Nil (in line)	6.00 (.236)	Gold	192900-0411	TST 02 RB 05Y	192991-0270	TST 02 RB 01Z
					Tin	192990-3230	TST 02 RB 05T	192991-0271	TST 02 RB 01T
3	16.21 (.638)	14.05 (.553)	10.24 (.403)	6.00 (.236)	Gold	192900-0412	TST 03 RB 05Y	192991-0278	TST 03 RB 01Z
					Tin	192990-3240	TST 03 RB 05T	192991-0279	TST 03 RB 01T
4	21.30 (.838)	14.05 (.553)	15.32 (.603)	6.00 (.236)	Gold	192900-0413	TST 04 RB 05Y	192991-0286	TST 04 RB 01Z
					Tin	192990-3250	TST 04 RB 05T	192991-0287	TST 04 RB 01T
6	16.20 (.637)	19.12 (.752)	10.23 (.402)	11.00 (.433)	Gold	192900-0414	TST 06 RB 05Y	192991-0294	TST 06 RB 01Z
					Tin	192990-3260	TST 06 RB 05T	192991-0295	TST 06 RB 01T
12	16.20 (.637)	29.30 (1.153)	10.26 (.404)	21.20 (.834)	Gold	192900-0415	TST 12 RB 05Y	192991-0302	TST 12 RB 01Z
					Tin	192990-3270	TST 12 RB 05T	192991-0303	TST 12 RB 01T
24	21.30 (1.834)	39.37 (.600)	15.32 (.603)	31.30 (1.232)	Gold	192900-0416	TST 24 RB 05Y	192991-0310	TST 24 RB 01Z
					Tin	192990-3280	TST 24 RB 05T	192991-0311	TST 24 RB 01T
36	46.60 (1.834)	15.24 (.600)	15.64 (.615)	21.20 (.834)	Gold	192900-0417	TST 36 RB 05Y	192991-0402	TST 36 RB 01Z
					Tin	192990-3290	TST 36 RB 05T	192991-0403	TST 36 RB 01T

* ±0.08 (0.003)

PCB MOUNTED CONNECTORS - SOCKET CONTACTS

- Contacts are based on a 5.08mm (.200") grid, symmetrical on centre lines
- Recommended PCB hole 1.15mm (.045") diameter
- Connector Discriminating Pins available - See Page 30



No. of contacts	Dimensions (Max)				Plating	Formed		Machined	
	A	B *	C *	D		Order Code Pack of 100	Nomenclature	Order Code Pack of 100	Nomenclature
2	11.13 (.438)	19.13 (.753)	Nil (in line)	6.00 (.236)	Gold	192900-0418	TST 02 RB 06Y	192991-0213	TST 02 RB 02Z
					Tin	192990-3300	TST 02 RB 06T	192991-0214	TST 02 RB 02T
3	16.21 (.638)	14.05 (.553)	10.24 (.403)	6.00 (.236)	Gold	192900-0419	TST 03 RB 06Y	192991-0221	TST 03 RB 02Z
					Tin	192990-3310	TST 03 RB 06T	192991-0222	TST 03 RB 02T
4	21.30 (.838)	14.05 (.553)	15.32 (.603)	6.00 (.236)	Gold	192900-0420	TST 04 RB 06Y	192991-0229	TST 04 RB 02Z
					Tin	192990-3320	TST 04 RB 06T	192991-0230	TST 04 RB 02T
6	16.20 (.637)	19.12 (.752)	10.23 (.402)	11.00 (.433)	Gold	192900-0421	TST 06 RB 06Y	192991-0237	TST 06 RB 02Z
					Tin	192990-3330	TST 06 RB 06T	192991-0238	TST 06 RB 02T
12	16.20 (.637)	29.30 (1.153)	10.26 (.404)	21.20 (.834)	Gold	192900-0422	TST 12 RB 06Y	192991-0245	TST 12 RB 02Z
					Tin	192990-3340	TST 12 RB 06T	192991-0246	TST 12 RB 02T
24	21.30 (1.834)	39.37 (.600)	15.32 (.603)	31.30 (1.232)	Gold	192900-0423	TST 24 RB 06Y	192991-0253	TST 24 RB 02Z
					Tin	192990-3350	TST 24 RB 06T	192991-0254	TST 24 RB 02T
36	46.60 (1.834)	15.24 (.600)	15.64 (.615)	21.20 (.834)	Gold	192900-0424	TST 36 RB 06Y	192991-0261	TST 36 RB 02Z
					Tin	192990-3360	TST 36 RB 06T	192991-0262	TST 36 RB 02T

* ±0.08 (0.003)

