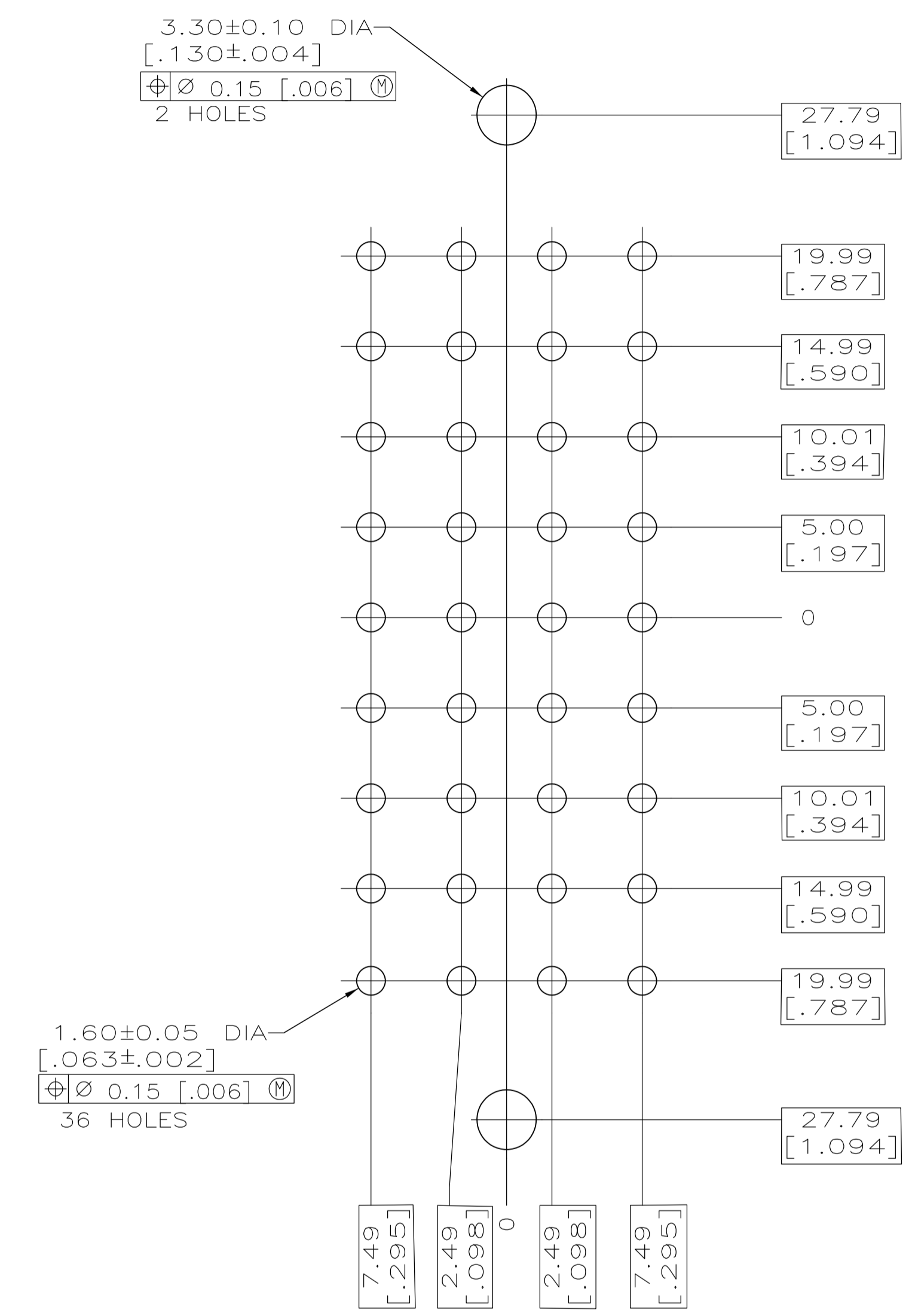
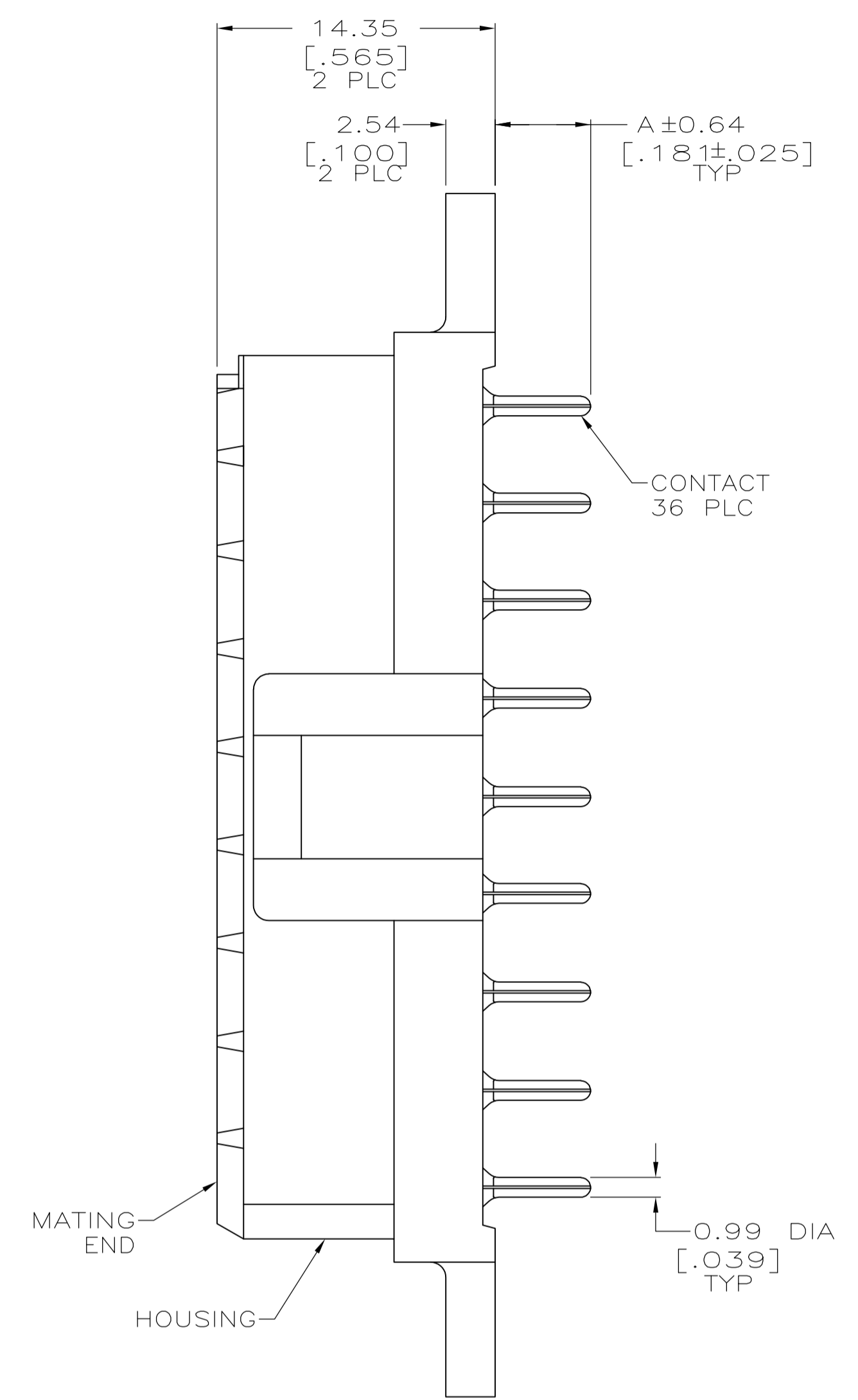
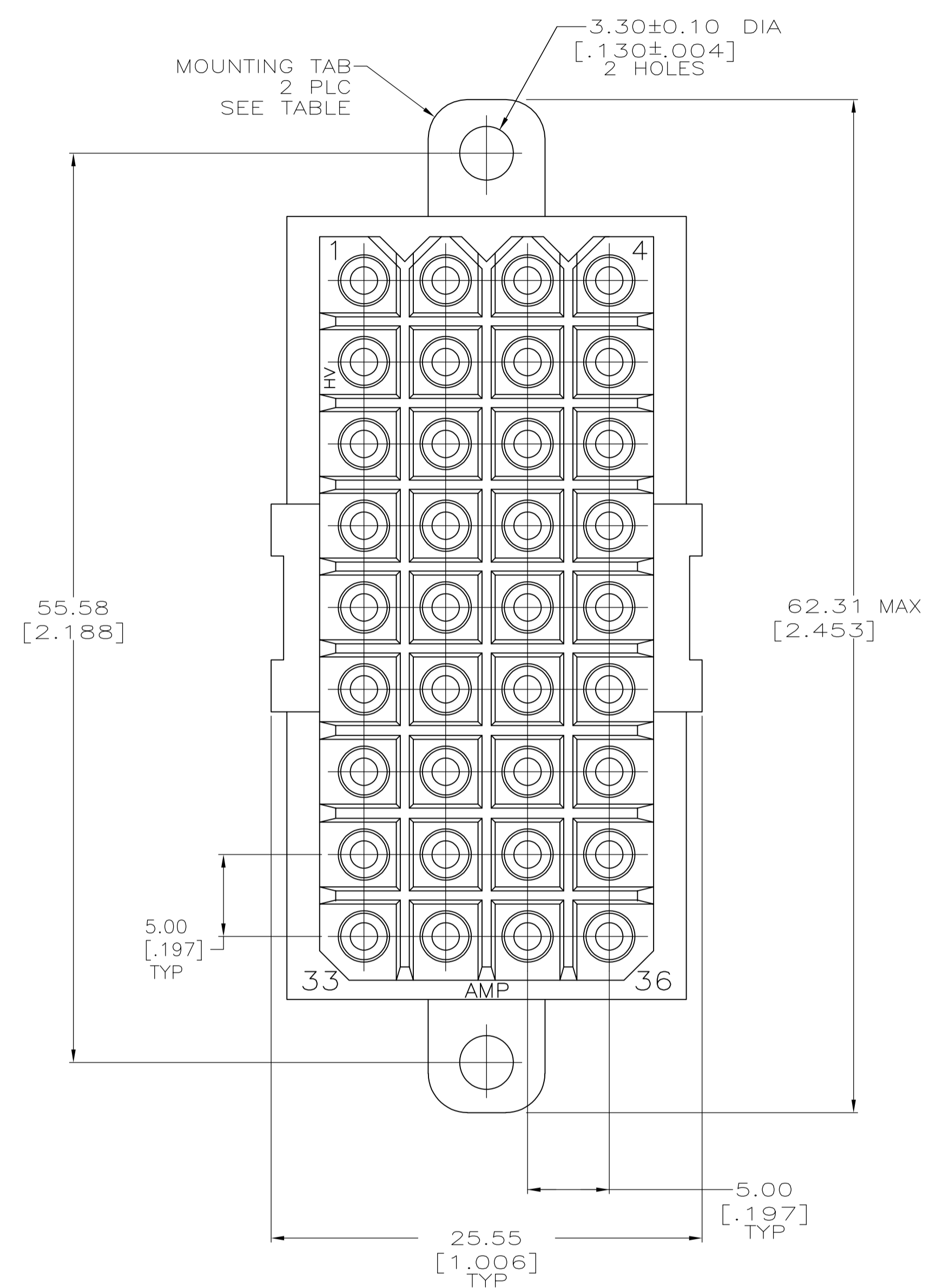


LOC		DIST		REVISIONS			
P	LTR	DESCRIPTION	DATE	DWN	APVD		
M1		REVISED PER ECO-08-029974	03DEC08	HMR	GS		
M2		REVISED PER ECO-09-021826	11JAN10	KK	AEG		



RECOMMENDED LAYOUT

- 1 NYLON, UL 94-VO RATED, RED.
- 2 PHOSPHOR BRONZE.
- 3 3.81um [.000150] MIN TIN-LEAD OVER 1.27um [.0000050] MIN NICKEL.
- 4 0.76um [.000030] MIN GOLD FOR A LENGTH OF 4.95 [.195] MIN FROM MATING END 3.81um [.000150] MIN TIN-LEAD FOR A LENGTH OF 4.88 [.192] MIN ON OPPOSITE END, BOTH OVER 1.27um [.000050] MIN NICKEL.
- 5 .000150 MIN LEAD FREE TIN OVER .000050 MIN NICKEL.
- 6 0.76um [.000030] MIN GOLD FOR A LENGTH OF 4.95 [.195] MIN FROM MATING END 3.81um [.000150] MIN TIN FOR A LENGTH OF 4.88 [.192] MIN ON OPPOSITE END, BOTH OVER 1.27um [.000050] MIN NICKEL.
- 7 PRILIMINARY PART NUMBER
- 8 OBSOLETE PARTS: OBSOLETE CIS STREAMLINING PER D.RENAUD/D.SINISI

REV	DESCRIPTION	DATE	BY	CHKD	APPD	NAME
8	OBSOLETE					
7						
6						
5						
4						
3						
2						
1						

THIS DRAWING IS A CONTROLLED DOCUMENT.

DIMENSIONS: mm [INCHES]	TOLERANCES UNLESS OTHERWISE SPECIFIED:	DIN L.SIPE 03/20/92	Tyco Electronics Corporation Harrisburg, PA 17105-3608
0 PLC ± -	1 PLC ± -	CRK R.STONE 3-25-92	APVD A. TRAVIS 3-25-92
2 PLC ± 0.25 [.010]	3 PLC ± -	NAME: SOCKET HEADER ASSEMBLY, 36 POSITION, METRIMATE	
4 PLC ± -	ANGLES ± -	PRODUCT SPEC: 108-10033	
MATERIAL HOUSING: 1 FINISH CONTACT: SEE TABLE		SIZE: A1	CAGE CODE: 00779
		WEIGHT: -	DRAWING NO: 207534
		CUSTOMER DRAWING SCALE: 4:1 SHEET: 1 OF 1 REV: M2	