Alle Rechte vorbehalten/ All rights reserved

X
Kontaktanordnung
contact arrangement

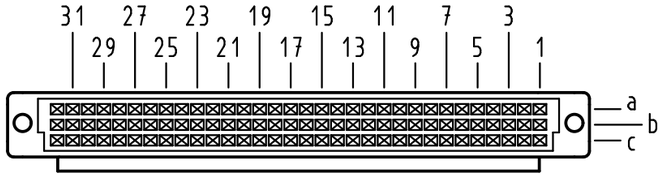

96 Einlöt-Kontakte
96 solder-contacts

⊠ = Einlöt-Kontakt
= *solder-contact*

▩ = kinked Einlöt-Kontakt
= *kinked solder-contact*

□ = Kontaktposition nicht belegt
= *position without contact*

X
(Lochbild)
(board drillings)

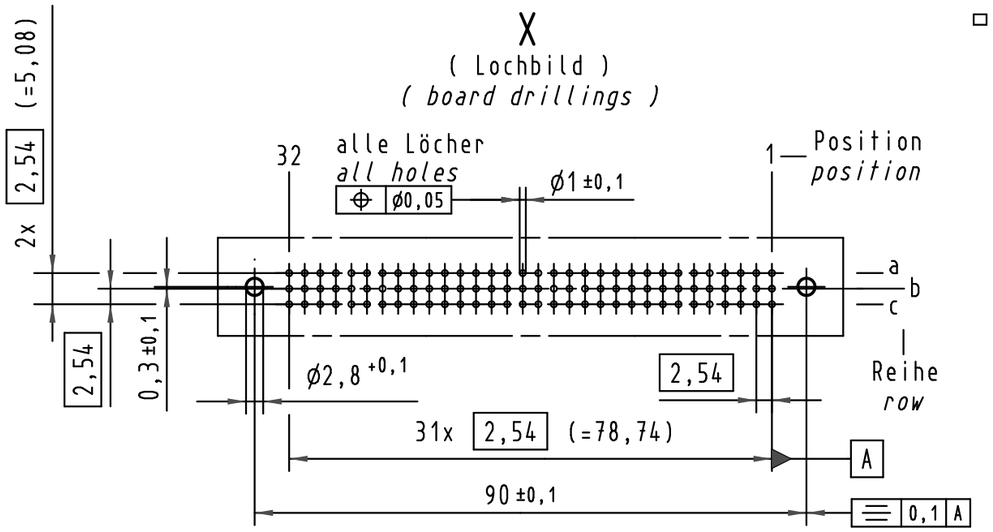

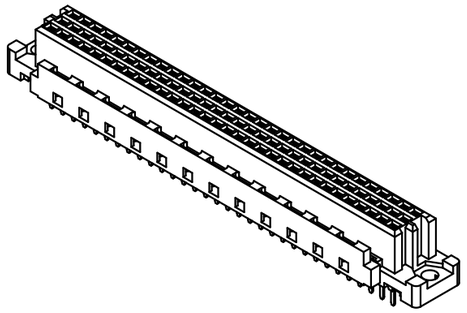

Z
2 : 1

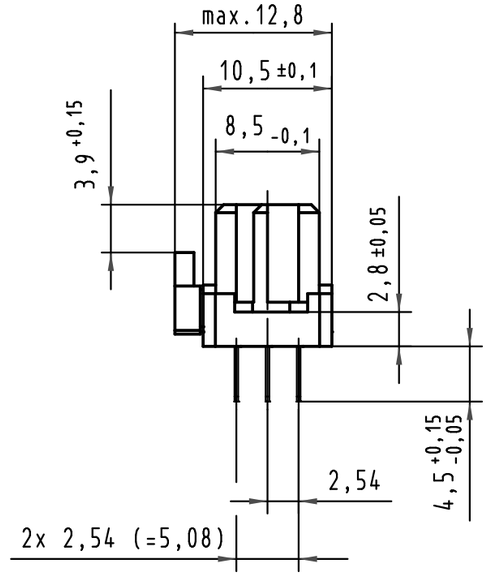

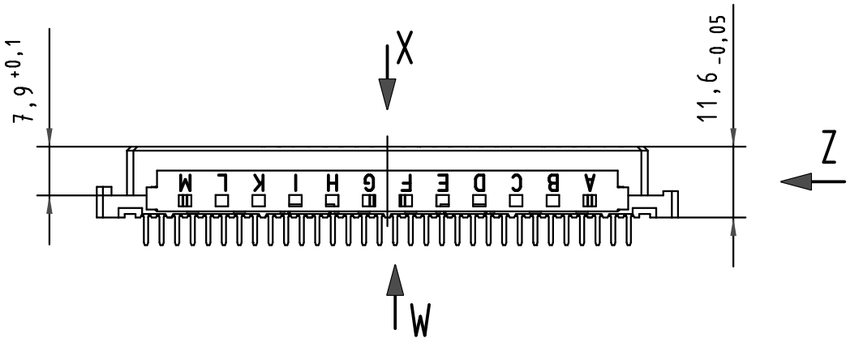

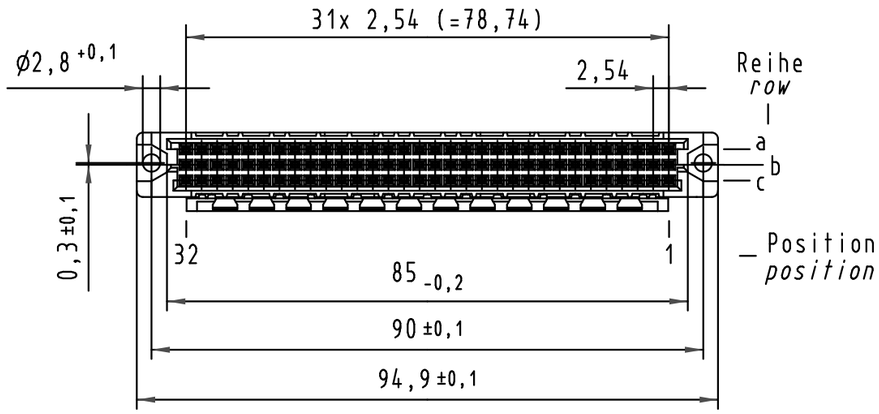

W
10 : 1
Querschnitt der Lötanschlüsse:
cross-section of solder terminations:

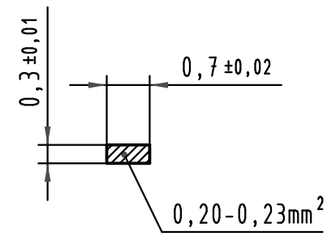

09 03 796 6825	2	Au über/over Ni
09 03 796 2825	1	Au über/over Ni
Bestell-Nr. *part-no.*	Anforderungsstufe nach IEC *performance level acc.to IEC*	Kontaktoberfläche *contact plating*

All Dimensions in mm
Original Size DIN A 3

Techn. Character.

	Dat.	Name
Detail.	07.09.07	LehT
Insp.	07.09.07	mte
Stand.		

Maßstab/*Scale* 1 : 1 (2 : 1, 10 : 1)

Nicht tolerierte Maße/ *Free size tolerances*
IEC 60603-2

har-bus C Federleiste mit Kodierung
Einlöt 4,5 , 96 pol.
har-bus C female connector with coding solder 4,5 , 96 pol.

Mod.	Dat.	Name
34815	14.11.07	LehT
34666		

HARTING Electronics GmbH & Co. KG
D-32339 ESPELKAMP

TB 09 03 796 x825

Blatt/ *page*

Sub.