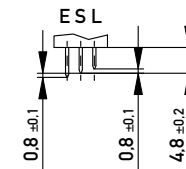


Stecklänge / mating length

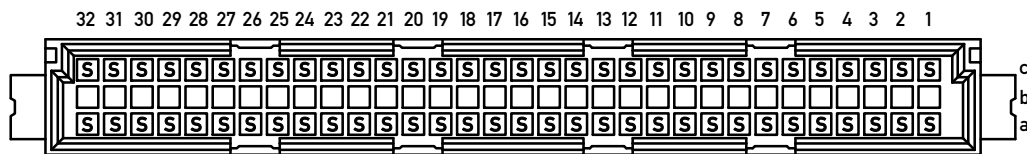


E = early mate, late break / voreilend

S = standard

L = late mate, early break / nacheilend

Bestückungsplan / contact layout



Isolierwerkstoff / housing material : PA46 GF 30

Bauart 4 / type 4

Anforderungsstufe 2 = 400 Steckzyklen / performance class 2 = 400 mating cycles

Fehlende Maße und Angaben nach IEC 60 603-2 / DIN EN 60 603-2

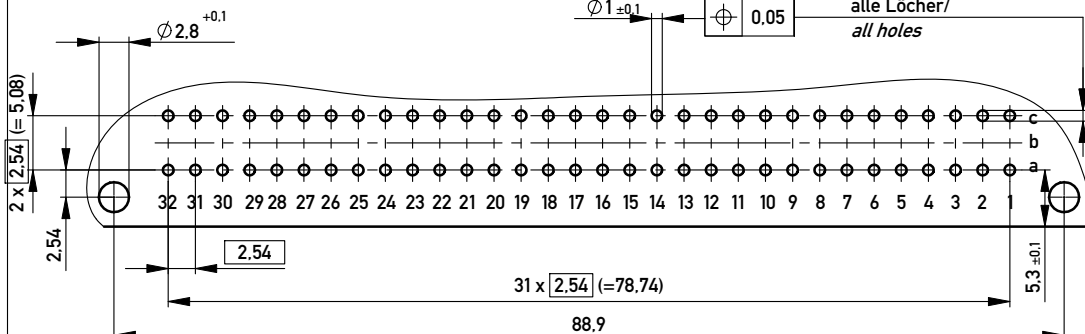
Missing information and dimensions per IEC 60 603-2 / DIN EN 60 603-2

Lötanschluss 0.6x0.6mm / solder terminal 0.6x0.6mm

Bedruckung siehe Zeichnung 294905

Marking see drawing 294905

Leiterplatten-Lochbild / PCB drillhole pattern



Copyright by ERNI GmbH.  
Proprietary notice pursuant to ISO 16016 to be observed.

Information:		Tolerances	Scale 2:1
All rights reserved. Only for Information. To ensure that this is the latest version of this drawing, please contact one of the ERNI companies before using.		All Dimensions in mm	
Subject to modification without prior notice. Drawing will not be updated.		Designation	
		Messerleiste C 64 THR + Clip Male Con. C64 THR + clip	
		384064	
Index		Class STVC	
Date 03.08.2009		www.ERNI.com	
		I A3	