

Circuits	Dimension	
	A	B
4	8.45	2.54
6	10.99	5.08
8	13.53	7.62
10	16.07	10.16
12	18.61	12.70
14	21.15	15.24
16	23.69	17.78
18	26.23	20.32
20	28.77	22.86
22	31.31	25.40
24	33.85	27.94
26	36.39	30.48

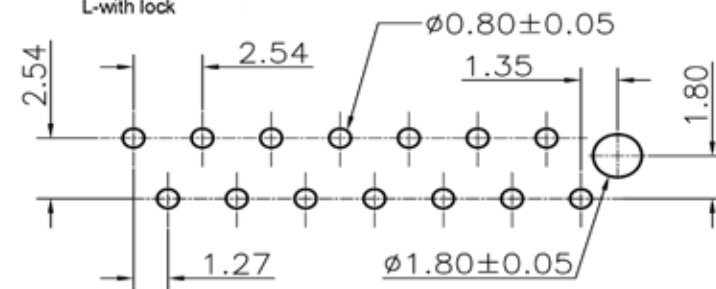
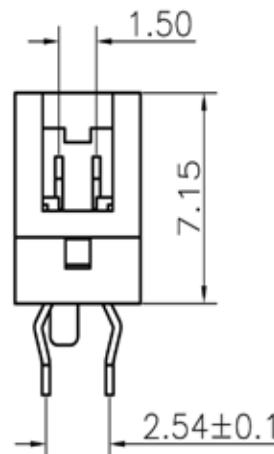
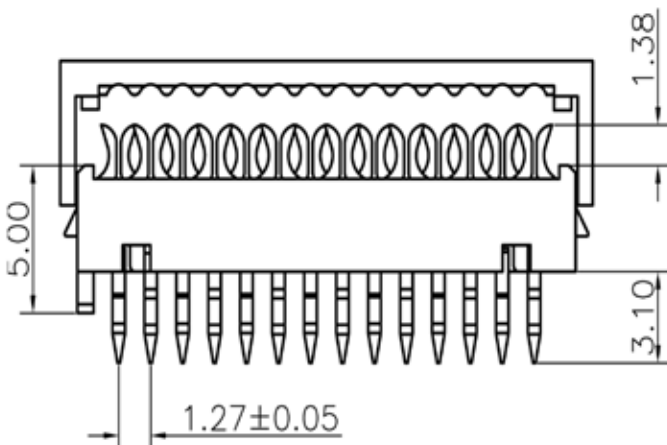
Specifications:

Current rating: 1.5A AC, DC
 Voltage rating: 230V AC, DC
 Contact resistance: 20m ohm Max
 Insulation resistance: 1000M ohm Min
 Withstanding voltage: AC 500V AC/minute
 Operating Temperature: -40°C ~ +105°C
 Materials and Finish
 Insulator: PBT (UL94V-0)
 Contact material: Phosphor Bronze
 Finish: Tin Plated

How to Order

TMM-X-X-XX-X

- Type**
 - 1- IDC Male
 - 2- IDC Plug
 - 3- DIP Male Straight
 - 4- DIP Female Straight
 - 5- DIP Female R/A
 - 6- SMT Female Straight
- Packaging**
 - 1 - Tape & Reel with vacuum cap
 - 2 - Tube
 - 3 - Bag
 - 4 - Tape & Reel without vacuum cap
- Number of Positions**
 04, 06, 08, 10, 12, 14, 16, 18, 20, 22, 24 or 26
- Locking System**
 - 0 - without lock
 - L - with lock



PCB Layout



TOLERANCE (mm)	APPROVALS	DATE	TITLE	AMPHENOL Amphenol European Design Center
X. ±0.3	DRAWN Stephane	2009/10/07	TMM Series IDC Transition Plug	
X.X ±0.2	CHECKED Rob	2009/10/07		
X.XX ±0.15	APPROVED Rob	2009/10/07		
UNLESS OTHERWISE SPECIFIED	UNIT: mm		SIZE: A4 DRAWING N° TMM-2-0-XX-X	REV. E