

3M™ PCB

.100" x .100" Two Row

78XX Series



- Single connector termination reduces overall connector cost
- 7.3 mm terminated height for applications requiring low-profile off the board
- Solder bumps facilitate board cleaning
- Fits standard .100" x .100" header layout
- Uses less board area than 4-row design
- RoHS* compliant

Date Modified: March 1, 2006

TS-2104-02
Sheet 1 of 2

Physical

Insulation

Material: Glass Filled Ployester

Flammability: UL 94V-0

Color: Gray

Contact

Material: Beryllium Copper

Plating

Underplating: 100μ" [2.54μm] Nickel

U slot and Solder Tails: Gold flash

Wire Accommodation: 26 AWG Stranded, 28 AWG Solid or Stranded, 30 AWG Solid

Electrical

Current Rating: 1.0 A

Insulation Resistance: > 1000 MΩ min. at 500 VDC

Withstanding Voltage: 1000 V AC for 1 minute

Environmental

Temperature Rating: -55°C to +105°C

Note: May require process accommodations in "no lead" soldering.

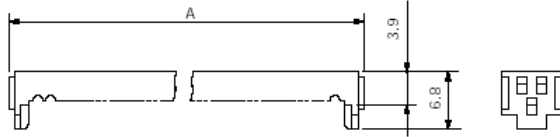
**RoHS compliant" means that the product or part does not contain any of the following substances in excess of the following maximum concentration values in any homogeneous material, unless the substance is in an application that is exempt under RoHS: (a) 0.1% (by weight) for lead, mercury, hexavalent chromium, polybrominated biphenyls or polybrominated diphenyl ethers; or (b) 0.01% (by weight) for cadmium. Unless otherwise stated in writing by 3M, this information represents 3M's knowledge and belief based on information provided by third party suppliers to 3M.

UL File No.: E68080

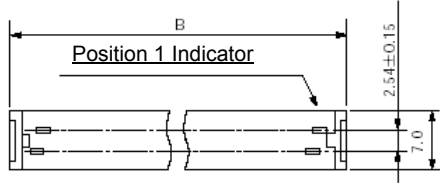
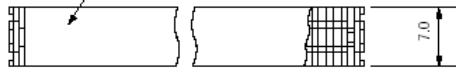
3M™ PCB

.100" x .100" Two Row

78XX Series

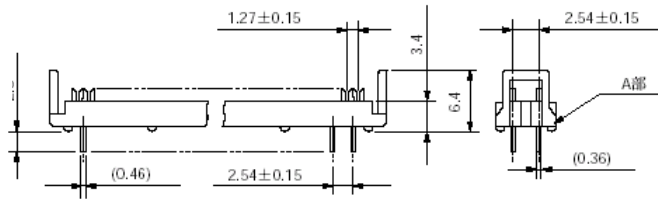


Transfer Adhesive



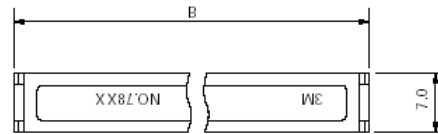
Contact Quantity	A	B	C
10	17.4	17.8	10.2
14	22.5	22.9	15.2
16	25	25.4	17.8
20	30.1	30.5	22.9
26	37.7	38.1	30.5
30	42.8	43.2	35.6
34	47.9	48.3	40.6
40	55.5	55.9	48.3
50	68.2	68.6	61
60	80.9	81.3	73.7
64	86	86.4	78.7

See Ordering Information

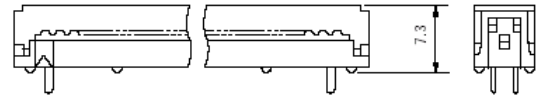
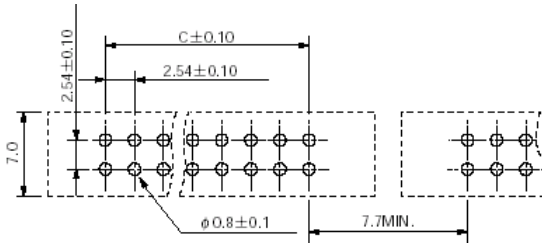


Solder Bump

Assembled Dimensions



Recommended Board Layout



mm
[inch]

Tolerance Unless Noted		
	.0	.00
mm	±.3	±.13

Ordering Information

78XX-000XPR

Contact Quantity:
See Table

Solder Tail Length:
0 = 2.8 mm
6 = 3.8 mm

Assembly Equipment: 3640 press (or equivalent), 3443-71 Locator Plate, 3442-9 Platen.

TS-2104-02
Sheet 2 of 2

Important Notice

All statements, technical information, and recommendations related to 3M's products are based on information believed to be reliable, but the accuracy or completeness is not guaranteed. Before using this product, you must evaluate it and determine if it is suitable for your intended application. You assume all risks and liability associated with such use. Any statements related to the product which are not contained in 3M's current publications, or any contrary statements contained on your purchase order shall have no force or effect unless expressly agreed upon, in writing, by an authorized officer of 3M.



3M Electronics

6801 River Place Blvd.
Austin, TX 78726-9000
800/225-5373
www.3M.com/electronics

Warranty; Limited Remedy; Limited Liability.

This product will be free from defects in material and manufacture for a period of one (1) year from the time of purchase. **3M MAKES NO OTHER WARRANTIES INCLUDING, BUT NOT LIMITED TO, ANY IMPLIED WARRANTY OF MERCHANTABILITY OR FITNESS FOR A PARTICULAR PURPOSE.** If this product is defective within the warranty period stated above, your exclusive remedy shall be, at 3M's option, to replace or repair the 3M product or refund the purchase price of the 3M product. **Except where prohibited by law, 3M will not be liable for any indirect, special, incidental or consequential loss or damage arising from this 3M product, regardless of the legal theory asserted.**



Minimum 10%
Post-Consumer Fiber

Printed in USA.

© 3M 2006