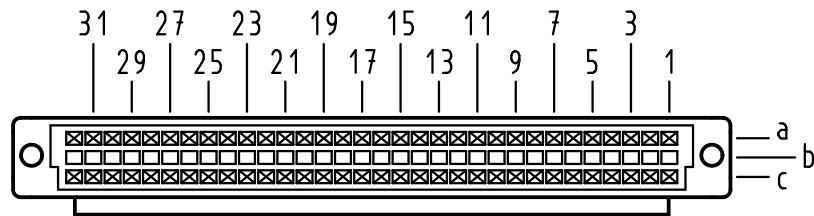


Alle Rechte vorbehalten/ All rights reserved

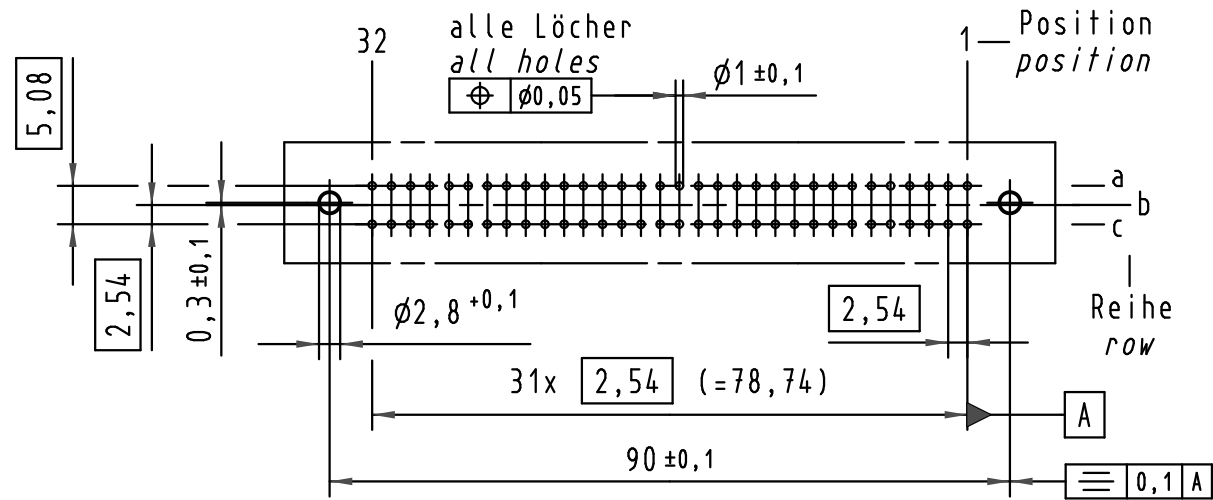
X
Kontaktanordnung
contact arrangement



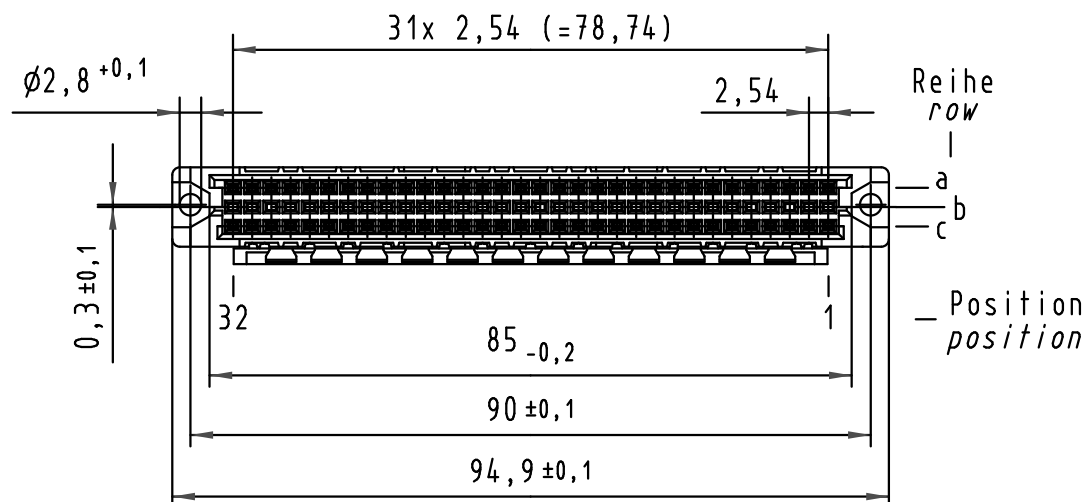
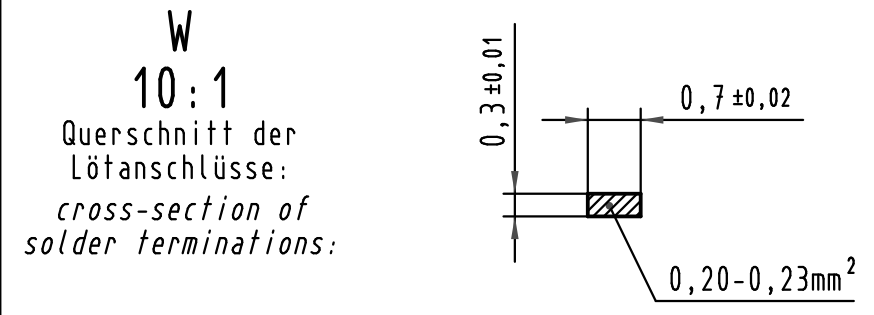
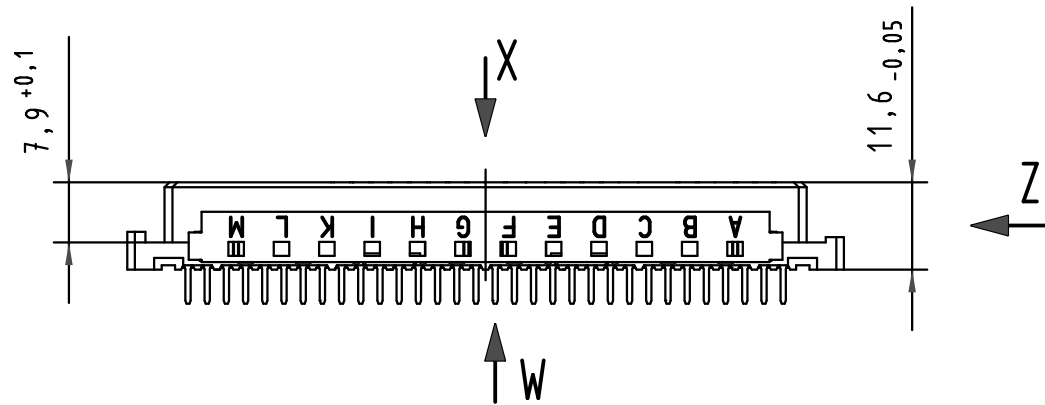
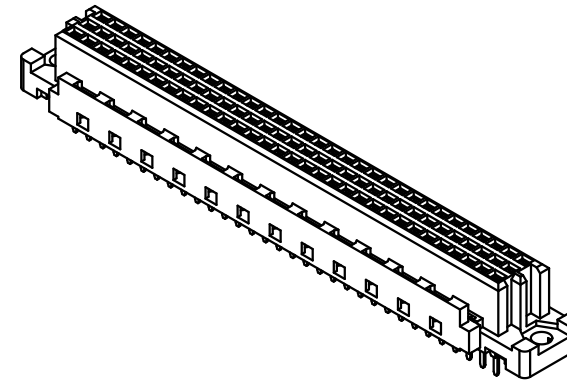
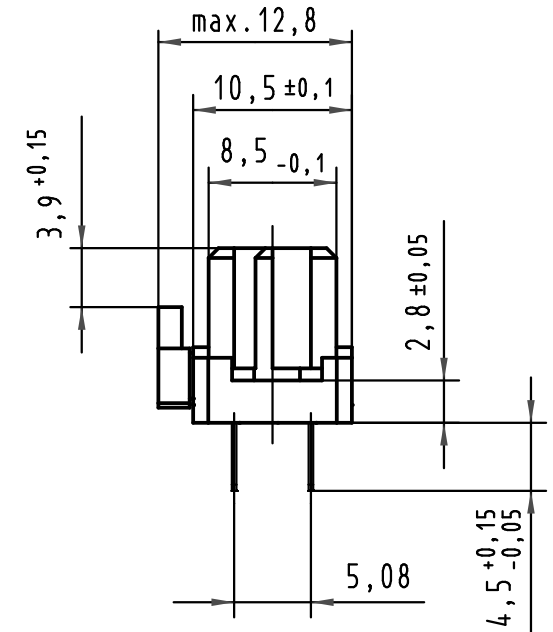
64 Einlöt-Kontakte
64 solder-contacts

- ☒ = Einlöt-Kontakt
= *solder-contact*
- = kinked Einlöt-Kontakt
= *kinked solder-contact*
- = Kontaktposition nicht belegt
= *position without contact*

X
(Lochbild)
(board drillings)



Z
2:1



09 03 764 6825	2	Au über/over Ni
Bestell-Nr. <i>part-no.</i>	Anforderungsstufe nach IEC <i>performance level acc.to IEC</i>	Kontaktoberfläche <i>contact plating</i>

All Dimensions in mm Original Size DIN A 3			Techn. Character.			Nicht tolerierte Maß/Free size tolerances IEC 60603-2		
						har-bus C Federleiste mit Kodierung Einlöt 4,5 , 64 pol. <i>har-bus C female connector with coding solder 4,5 , 64 pol.</i>		
			Detail.	07.09.07	LehT	Maßstab/Scale 1:1 2:1 10:1	TB 09 03 764 x825	
			Insp.	07.09.07	mte		Blatt/ page	
			Stand.				Sub.	
34815	14.11.07	LehT	HARTING Electronics GmbH & Co. KG D-32339 ESPELKAMP			Sub.		
34666								
Mod.	Dat.	Name						